



Status of GEM Detector


By XIAODONG ZHANG

Department E18, TUM
Dec. 08, 2009



Assembling procedure of GEM detector


High voltage cables



8 alignment pins




One empty frame




Gas pipes

Assembling procedure of GEM detector




Drift foil




three GEM foils

Assembling procedure of GEM detector




Bottom flange and readout plane



Turn back and connect the HV pins

Assembling procedure of GEM detector



GEM detector