

Peter Egelhof
GSI Darmstadt, Germany

4th Int. Symposium on the Nuclear Symmetry Energy
NUSYM14

Liverpool, UK
July 7-9, 2014

- I. Introduction
- II. Direct Reactions at Internal Targets of Storage Rings
 - 1. The EXL* Project – an Overview
 - 2. Recent Experiments and Future Perspectives
- III. Direct Reactions with Active Targets
 - 1. Experimental Concept
 - 2. Small Angle Elastic Proton Scattering
 - a Tool to Study the Radial Shape of Exotic Nuclei
- IV. Conclusions

* **EXL:** **Ex**otic Nuclei Studied in **L**ight-Ion Induced Reactions at the NESR Storage Ring

I. Introduction: Direct Reactions with Radioactive Beams in Inverse Kinematics

classical method of nuclear spectroscopy:

- ⇒ light ion induced direct reactions: (p,p), (p,p'), (d,p), ...
- ⇒ to investigate exotic nuclei: inverse kinematics
- ⇒ important information at low momentum transfer!

of particular interest:

- ⇒ radial shape of nuclei: skin, halo structures
- ⇒ doubly magic nuclei: ^{56}Ni , ^{132}Ni
- ⇒ parameters of the EOS :
nuclear compressibility, symmetry energy

future perspectives at FAIR:

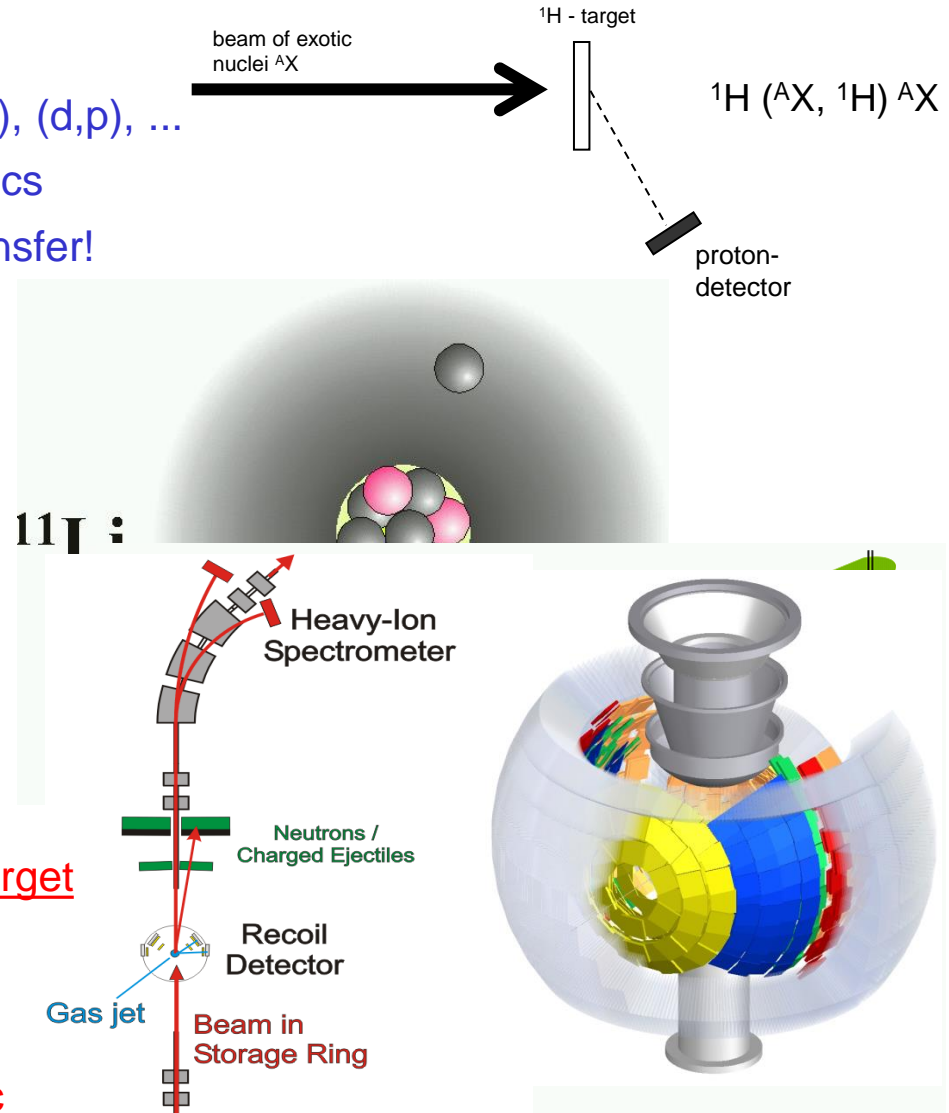
- ⇒ profit from intensity upgrade (up to 10^4 !!)
- ⇒ explore new regions of the chart of nuclides
- ⇒ use new and powerful methods:

EXL: direct reactions at internal storage ring target

- ⇒ high luminosity even for very low momentum transfer measurements

ACTAR: active Target at R³B

- ⇒ access to very short life times: $T_{1/2} \leq 1$ sec



I. Introduction: Direct Reactions with Radioactive Beams in Inverse Kinematics

classical method of nuclear spectroscopy:

- ⇒ light ion induced direct reactions: (p,p), (p,p'), (d,p), ...
- ⇒ to investigate exotic nuclei: inverse kinematics
- ⇒ important information at low momentum transfer!

of particular interest:

- ⇒ radial shape of nuclei: skin, halo structures
- ⇒ doubly magic nuclei: ^{56}Ni , ^{132}Ni
- ⇒ parameters of the EOS :
nuclear compressibility, symmetry energy

future perspectives at FAIR:

- ⇒ profit from intensity upgrade (up to 10^4 !!)
- ⇒ explore new regions of the chart of nuclides
- ⇒ use new and powerful methods:

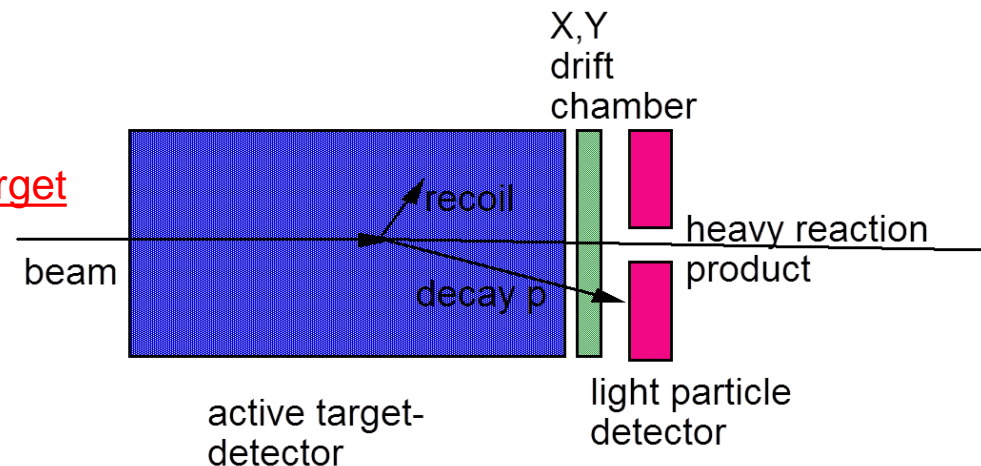
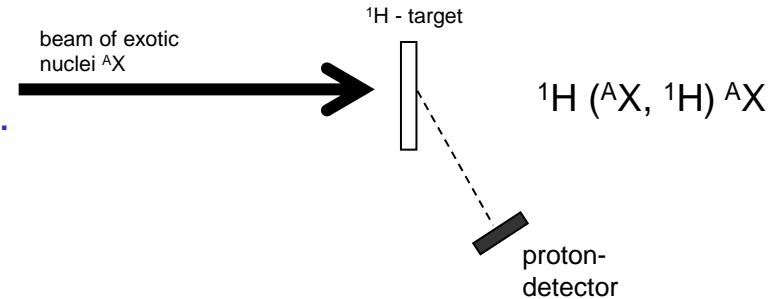
EXL: direct reactions at internal storage ring target

- ⇒ high luminosity even for very low momentum transfer measurements

ACTAR: active Target at R³B

- ⇒ access to very short life times: $T_{1/2} \leq 1$ sec

First Experiments already performed



Nuclear Physics with Radioactive Beams at the Present GSI Facility

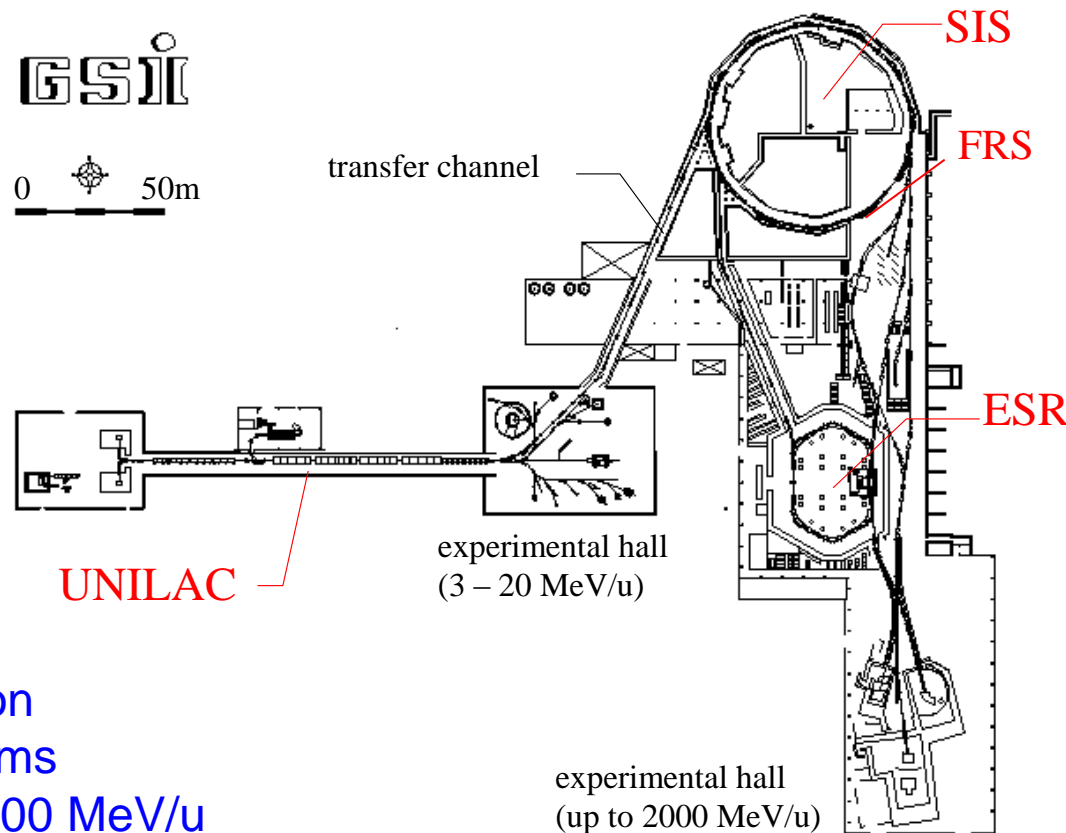
The Present GSI Accelerator Facilities:

UNILAC: universal linear accelerator
all ions ($^1\text{H} \dots ^{238}\text{U}$)
 $E = 3 - 20 \text{ MeV/u}$

SIS: heavy ion synchrotron
 $E = 100 - 2000 \text{ MeV/u}$

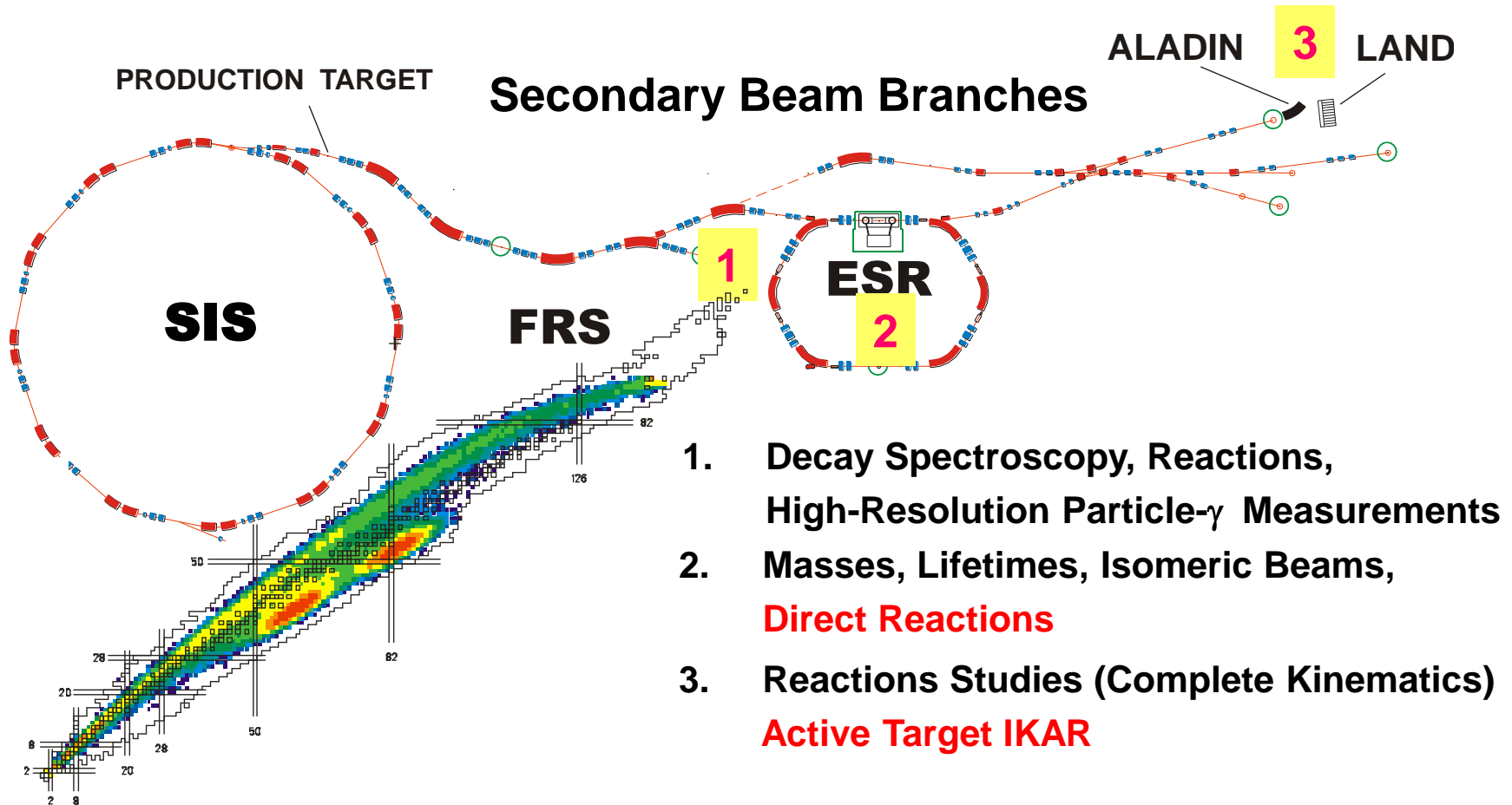
ESR: experimental storage ring
beam cooling
 \Rightarrow excellent beam qualities

FRS: fragment separator
projectile fragmentation, fission
 \Rightarrow secondary radioactive beams
with energies $E \geq 100 - 1000 \text{ MeV/u}$



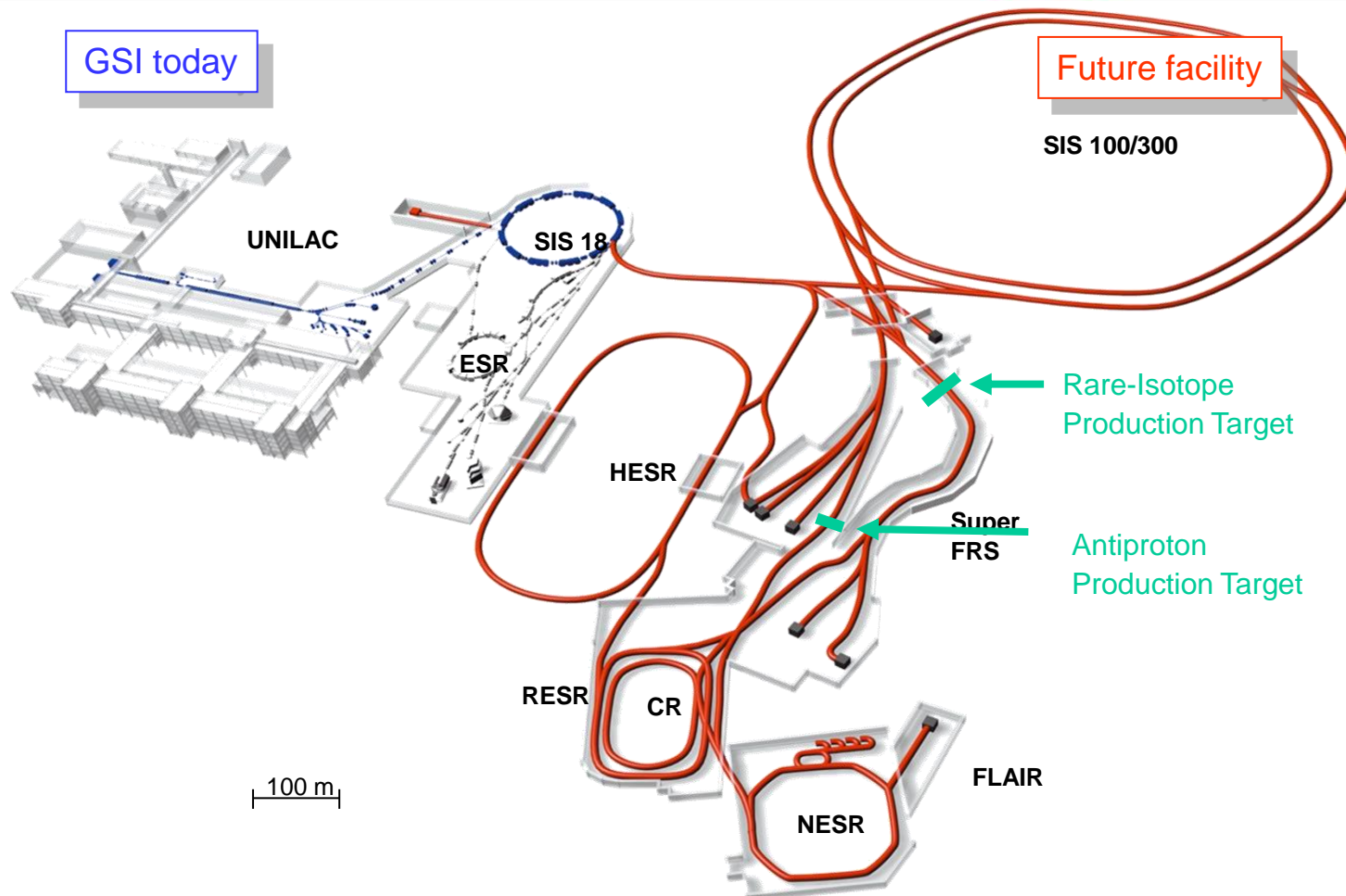
The Present Radioactive Beam Facility at GSI

FRS: In-Flight Separator & High-Resolution Spectrometer

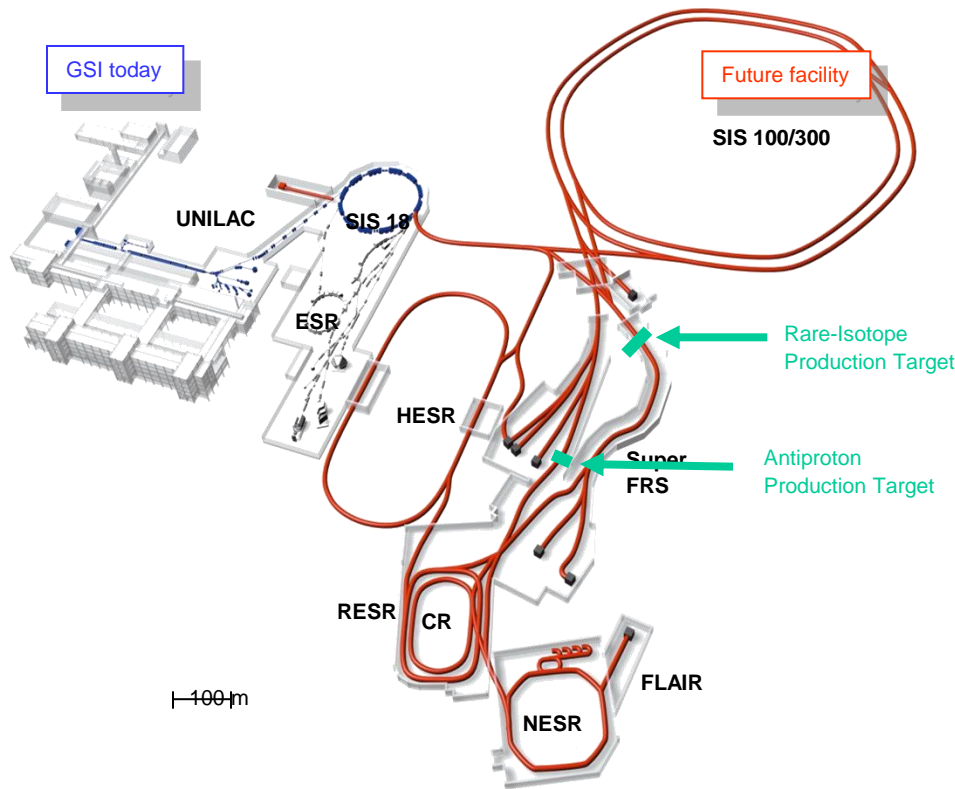


Perspectives at the Future International Facility FAIR

FAIR: Facility for Antiproton and Ion Research



FAIR: Facility Characteristics



Key Technical Features

- Cooled beams
- Rapidly cycling superconducting magnets

Primary Beams

- $10^{12}/s$; 1.5-2 GeV/u; $^{238}\text{U}^{28+}$
- Factor 100-1000 over present in intensity
- $2(4) \times 10^{13}/s$ 30 GeV protons
- $10^{10}/s$ $^{238}\text{U}^{73+}$ up to 35 GeV/u
- up to 90 GeV protons

Secondary Beams

- Broad range of radioactive beams up to 1.5 - 2 GeV/u; up to factor 10 000 in intensity over present
- Antiprotons 3 - 30 GeV

Storage and Cooler Rings

- Radioactive beams
- e – A collider
- 10^{11} stored and cooled 0.8 - 14.5 GeV antiprotons

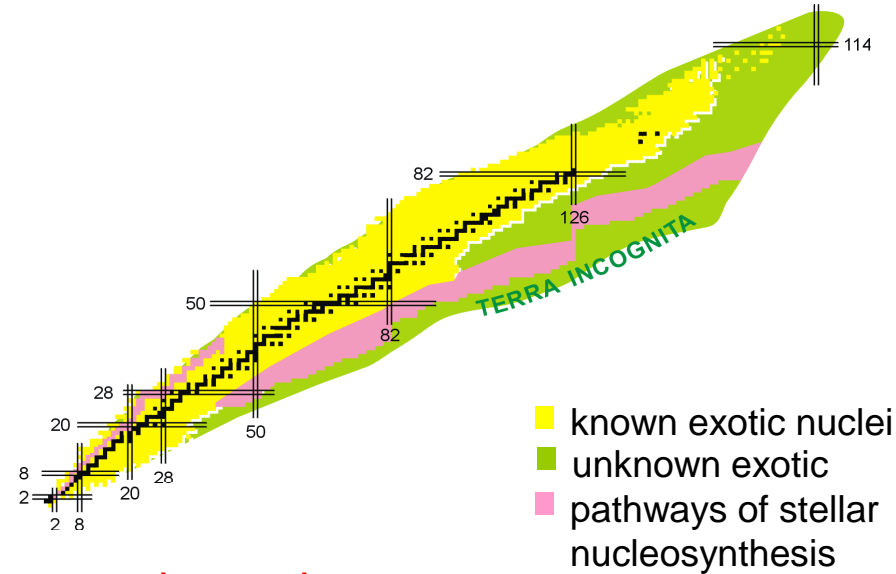
Nuclear Physics with Radioactive Beams - Physics Questions to be Addressed

regions of interest:

⇒ towards the driplines for
medium heavy and heavy
nuclei

physics interest:

- matter distributions (halo, skin...)
- single-particle structure evolution (new magic numbers, new shell gaps, spectroscopic factors)
- NN correlations, pairing and clusterization phenomena
- new collective modes (different deformations for p and n, giant resonance strength)
- **parameters of the nuclear equation of state**
- in-medium interactions in asymmetric and low-density matter
- astrophysical r and rp processes, understanding of supernovae



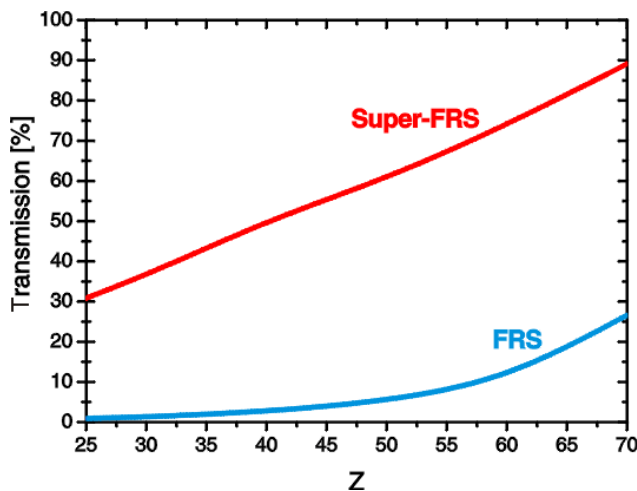
Light-Ion Induced Direct Reactions

- elastic scattering (p,p) , (α,α) , ...
nuclear matter distribution $\rho(r)$, skins, halo structures
- inelastic scattering (p,p') , (α,α') , ...
giant resonances, deformation parameters, $B(E2)$ values, transition densities
- charge exchange reactions (p,n) , $(^3\text{He},t)$, $(d, ^2\text{He})$, ...
Gamow-Teller strength
- transfer reactions (p,d) , (p,t) , $(p, ^3\text{He})$, (d,p) , ...
single particle structure, spectroscopic factors
spectroscopy beyond the driplines
neutron pair correlations
neutron (proton) capture cross sections
- knock-out reactions $(p,2p)$, (p,pn) , $(p,p\ ^4\text{He})$...
ground state configurations, nucleon momentum distributions, cluster correlations

Nuclear Physics with Radioactive Beams at FAIR: **NUSTAR**: **NU**clear **ST**ructure, **A**strophysics and **R**eactions

I High intensity primary beams

from SIS 100 (e.g. 10^{12} ^{238}U / sec at 1 GeV/u)



II Superconducting large acceptance Fragmentseparator

Optimized for efficient transport of fission products

III Three experimental areas

Low-Energy Cave

High-Energy Cave

Storage Rings

Pre-Separator

Main-Separator

Super-FRS

Production Target

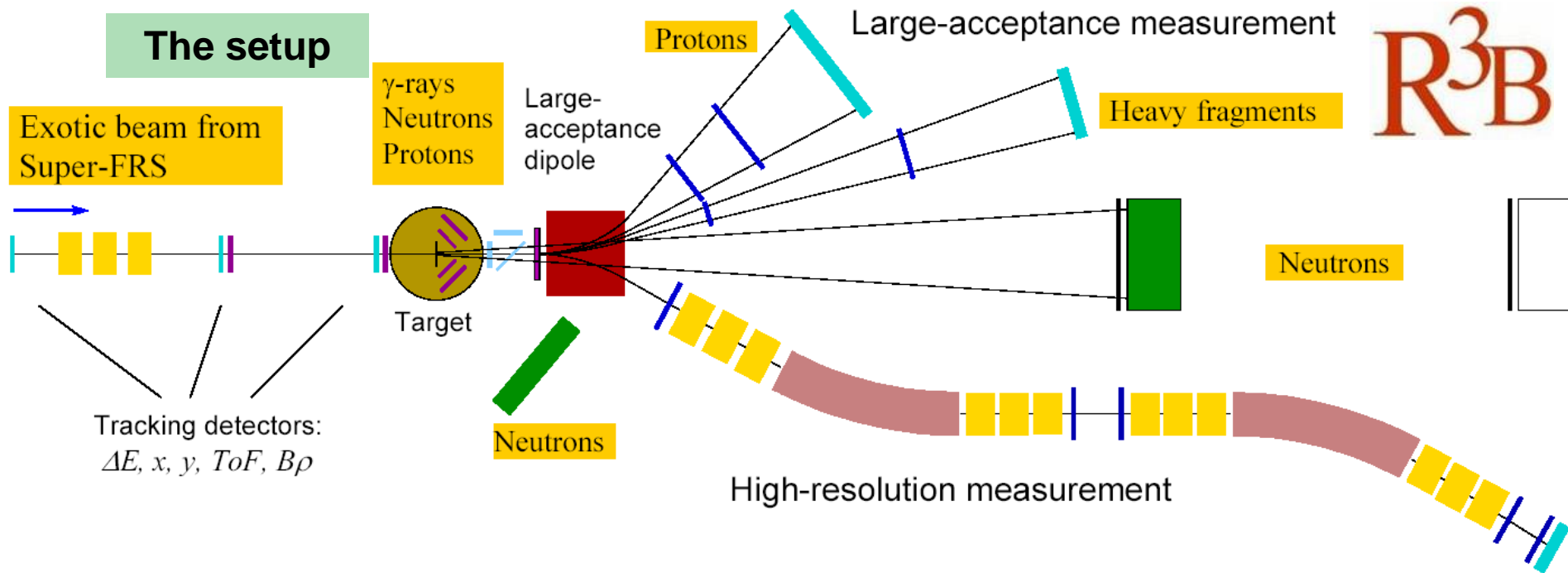
50 m

SIS-100

Reactions with Relativistic Radioactive Beams at FAIR

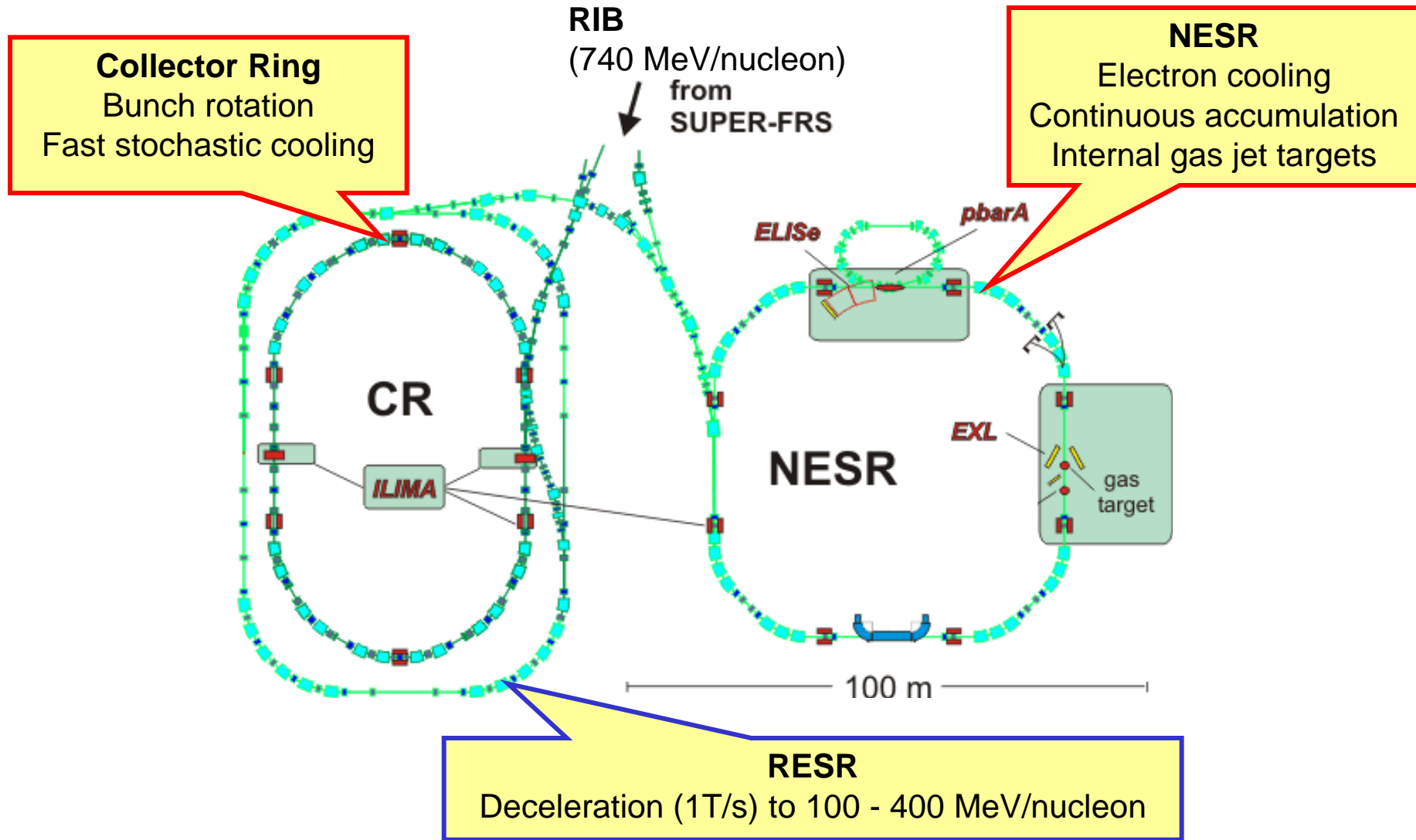
- **R³B:** Reactions with Relativistic Radioactive Beams
⇒ High Energy Branch
- **EXL:** EXotic Nuclei Studied in Light-Ion Induced Reactions at the NESR Storage Ring
⇒ Ring Branch
- **ELISe:** Electron Ion Scattering in a Storage Ring e-A Collider
⇒ Ring Branch

R3B: Reactions with Relativistic Radioactive Beams

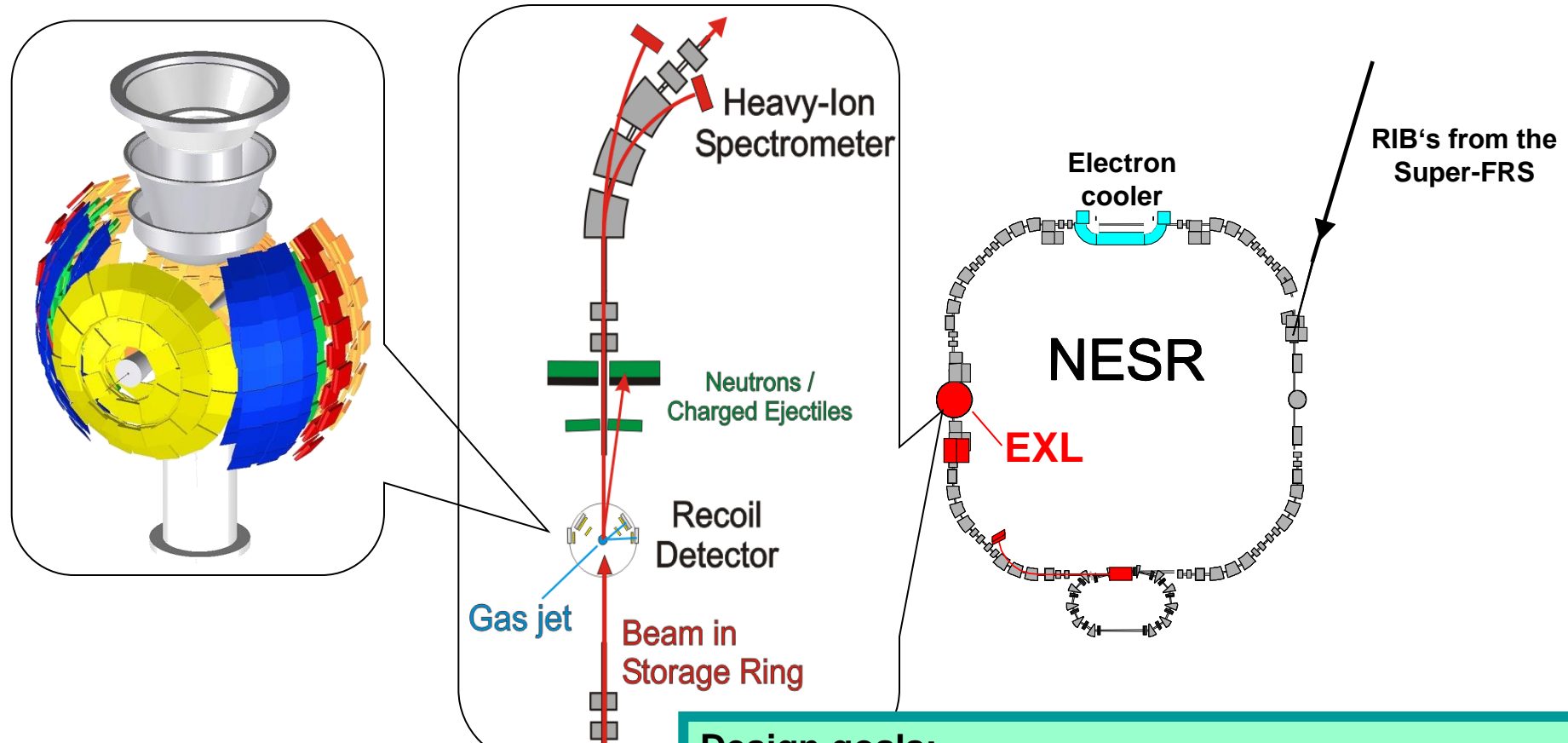


The R³B experiment: a universal setup for kinematical complete measurements

II. Direct Reactions at Internal Targets of Storage Rings



II.1. The EXL Project: EXotic Nuclei Studied in Light-Ion Induced Reactions at the NESR Storage Ring



Detection systems for:

- Target recoils and gammas (p, α, n, γ)
- Forward ejectiles (p, n)
- Beam-like heavy ions

Design goals:

- Universality: applicable to a wide class of reactions
- High energy resolution and high angular resolution
- Large solid angle acceptance
- Specially dedicated for low q measurements with high luminosity ($> 10^{29} \text{ cm}^{-2} \text{ s}^{-1}$)

Light-Ion Induced Direct Reactions at Low Momentum Transfer

- elastic scattering (p,p) , (α,α) , ...
nuclear matter distribution $\rho(r)$, skins, halo structures
- inelastic scattering (p,p') , (α,α') , ...
deformation parameters, $B(E2)$ values, transition densities, giant resonances
- transfer reactions (p,d) , (p,t) , $(p, {}^3\text{He})$, (d,p) , ...
single particle structure, spectroscopic factors, spectroscopy beyond the driplines,
neutron pair correlations, neutron (proton) capture cross sections
- charge exchange reactions (p,n) , $({}^3\text{He},t)$, $(d, {}^2\text{He})$, ...
Gamow-Teller strength
- knock-out reactions $(p,2p)$, (p,pn) , $(p,p\, {}^4\text{He})$...
ground state configurations, nucleon momentum distributions

for almost all cases:

region of low momentum transfer
contains most important information

Speciality of EXL:

measurements at very low momentum transfer

⇒ complementary to R^3B !!!

Experiments to be Performed at Very Low Momentum Transfer – Some Selected Examples

- Investigation of Nuclear Matter Distributions:

- ⇒ halo, skin structure

- ⇒ probe in-medium interactions at extreme isospin (almost pure neutron matter)

- ⇒ in combination with electron scattering (ELISe project @ FAIR):

- separate neutron/proton content of nuclear matter (deduce neutron skins)

method: elastic proton scattering ⇒ at low q : high sensitivity to nuclear periphery

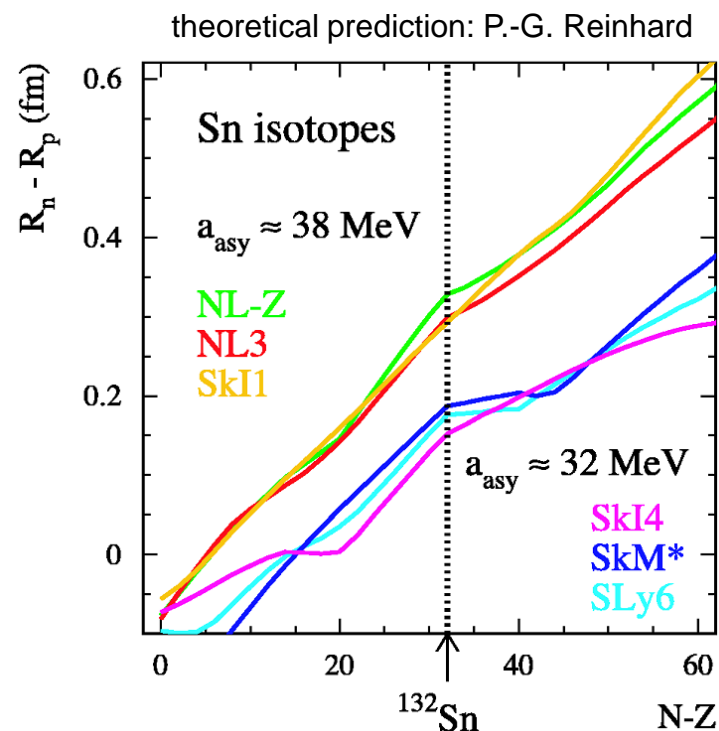
Proposed Experiments at FAIR

- investigation of nuclear matter distributions along isotopic chains towards proton/neutron asymmetric matter
- investigation of the same nuclei by (e,e) (ELISe) and (p,p) (EXL) scattering
 - ⇒ separate neutron/proton content of nuclear matter
 - ⇒ unambiguous and “model independent” determination of size and radial shape of neutron skins (halos)

example: Sn isotopes

at the nuclear surface:
almost pure neutron matter

- ⇒ probe isospin dependence of effective in-medium interactions
- ⇒ sensitivity to the asymmetry energy (volume and surface term!)



Experiments to be Performed at Very Low Momentum Transfer – Some Selected Examples

- Investigation of Nuclear Matter Distributions:

- ⇒ halo, skin structure
- ⇒ probe in-medium interactions at extreme isospin (almost pure neutron matter)
- ⇒ in combination with electron scattering (ELISe project @ FAIR):
separate neutron/proton content of nuclear matter (deduce neutron skins)

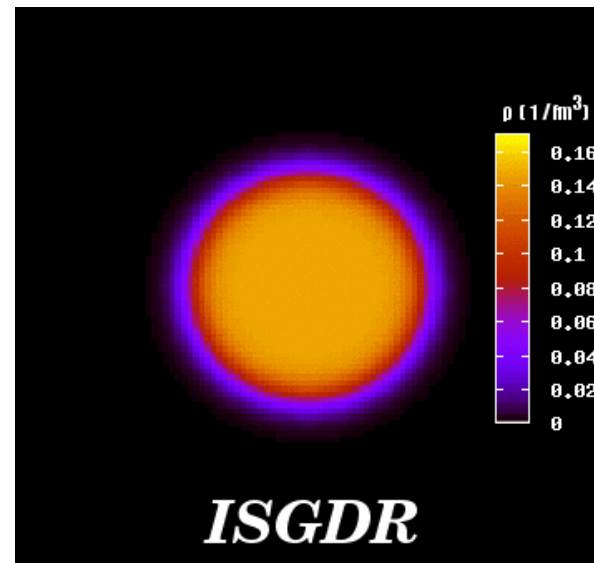
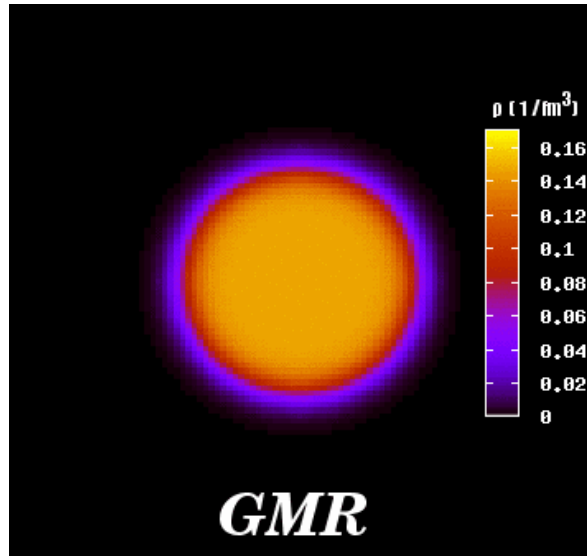
method: elastic proton scattering ⇒ at low q : high sensitivity to nuclear periphery

- Investigation of the Giant Monopole Resonance:

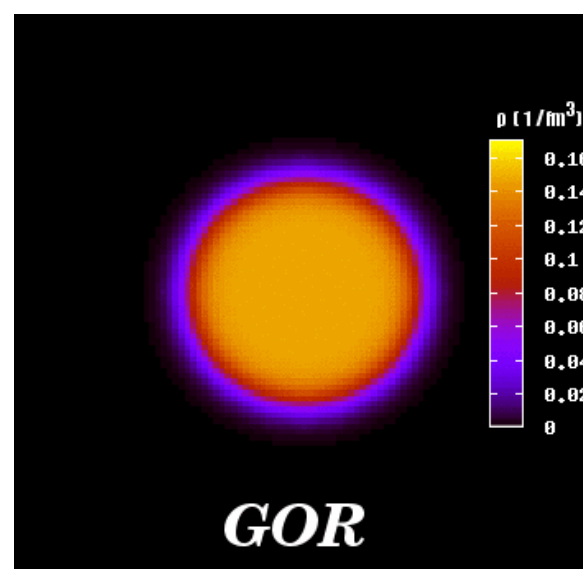
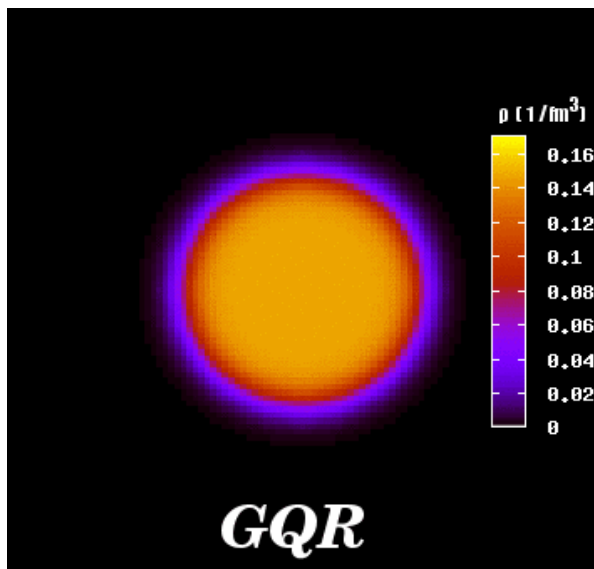
- ⇒ gives access to nuclear compressibility ⇒ key parameters of the EOS
- ⇒ new collective modes (breathing mode of neutron skin)

method: inelastic α scattering at low q

The Collective Response of the Nucleus: Giant Resonances



M. Itoh



Investigation of the Giant Monopole Resonance in Doubly Magic Nuclei by Inelastic α -Scattering

- GMR gives access to nuclear compressibility $K_{\text{nm}}(Z,N) \sim \rho_0^2 d^2(E/A) / d\rho^2 |_{\rho_0}$

⇒ key parameter of EOS

- investigation of isotopic chains around ^{132}Sn , ^{56}Ni , ... with high $\delta = (N-Z)/A$

⇒ disentangle different contributions to

$$K_A = K_{\text{vol}} + K_{\text{surf}} A^{-1/3} + K_{\text{sym}} ((N-Z)/A)^2 + \dots$$

Experiments to be Performed at Very Low Momentum Transfer – Some Selected Examples

- Investigation of Nuclear Matter Distributions:

- ⇒ halo, skin structure
- ⇒ probe in-medium interactions at extreme isospin (almost pure neutron matter)
- ⇒ in combination with electron scattering (ELISe project @ FAIR):
separate neutron/proton content of nuclear matter (deduce neutron skins)

method: elastic proton scattering ⇒ at low q : high sensitivity to nuclear periphery

- Investigation of the Giant Monopole Resonance:

- ⇒ gives access to nuclear compressibility ⇒ key parameters of the EOS
- ⇒ new collective modes (breathing mode of neutron skin)

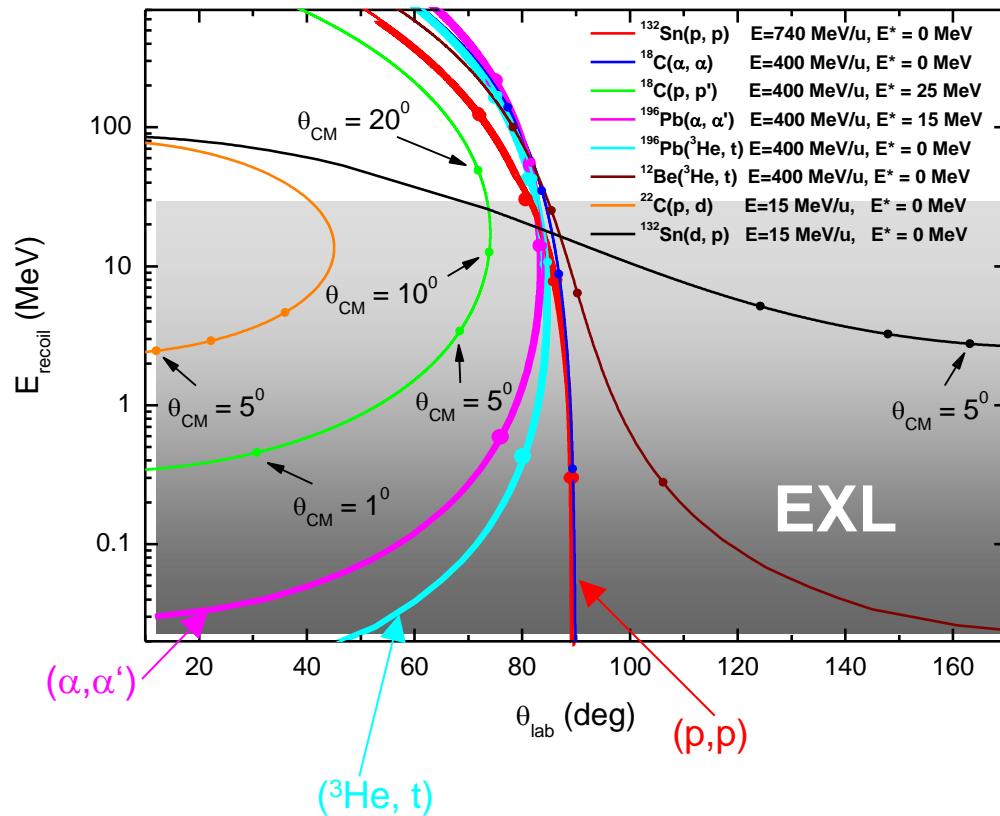
method: inelastic α scattering at low q

- Investigation of Gamow-Teller Transitions:

- ⇒ weak interaction rates for $N = Z$ waiting point nuclei in the rp-process
- ⇒ electron capture rates in the presupernova evolution (core collaps)

method: ($^3\text{He},t$), ($d,^2\text{He}$) charge exchange reactions at low q

Kinematical Conditions for Light-Ion Induced Direct Reactions in Inverse Kinematics



- required beam energies:
 $E \approx 200 \dots 740 \text{ MeV/u}$
(except for transfer reactions)
- required targets: $^1,2\text{H}$, $^3,4\text{He}$
- most important information in region of low momentum transfer
 \Rightarrow low recoil energies of recoil particles
 \Rightarrow need thin targets for sufficient angular and energy resolution

Advantage of Storage Rings for Direct Reactions in Inverse Kinematics

- low threshold and high resolution due to: beam cooling, thin target (10^{14} - 10^{15} cm⁻²)
- gain of luminosity due to: continuous beam accumulation and recirculation
- low background due to: pure, windowless $^1\text{H}_2$, ^3He , ^4He , etc. targets
- experiments with isomeric beams

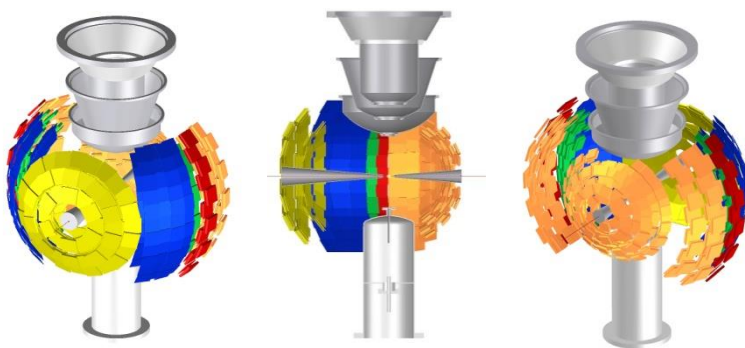
Experiments at very low momentum transfer can only be performed at EXL (except with active targets, but with substantial lower luminosity)

The EXL Recoil and Gamma Array

10 cm

- gasjet target
- thin window foil
- scintillator hodoscope for γ -rays and fast recoils
- silicon detectors:
 - region A
 - region B
 - region C
 - region D
 - region E

Beam



Si DSSD $\Rightarrow \Delta E, x, y$
300 μm thick, spatial resolution
better than 500 μm in x and y ,
 $\Delta E = 30 \text{ keV}$ (FWHM)

Thin Si DSSD $\Rightarrow \text{tracking}$
<100 μm thick, spatial resolution
better than 100 μm in x and y ,
 $\Delta E = 30 \text{ keV}$ (FWHM)

Si(Li) $\Rightarrow E$
9 mm thick, large area
100 x 100 mm^2 ,
 $\Delta E = 50 \text{ keV}$ (FWHM)

CsI crystals $\Rightarrow E, \gamma$
High efficiency, high resolution, 20
cm thick

II.2. Recent Experiments and Future Perspectives

Proposal E105:

Start up of part of the EXL physics program with ^{56}Ni

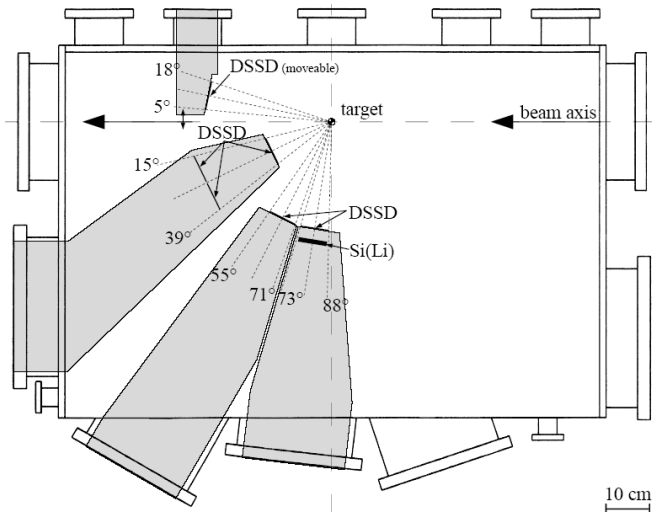
Spokespersons: N. Kalantar (KVI), P. Egelhof (GSI)

GSI contact: H. Weick (GSI)

for the EXL collaboration

Proposal E105: Feasibility Studies and First Experiments with RIB's at the ESR Storage Ring

pecially designed scattering chamber for the ESR:



reactions with ^{58}Ni :

proof of principles and feasibility studies:

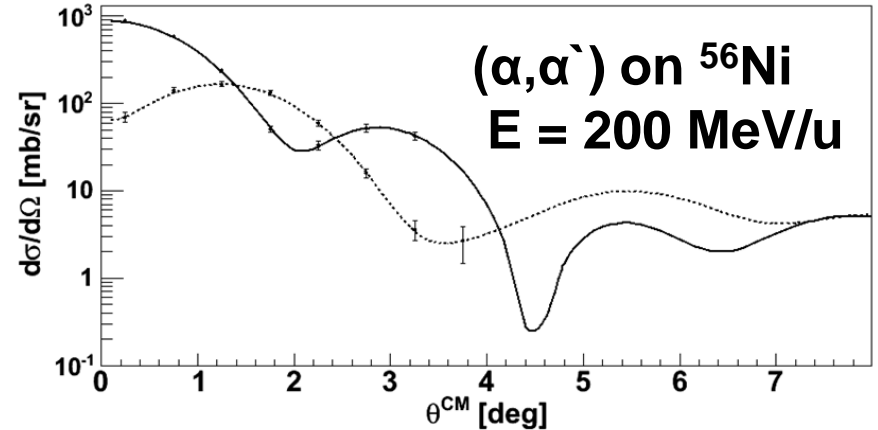
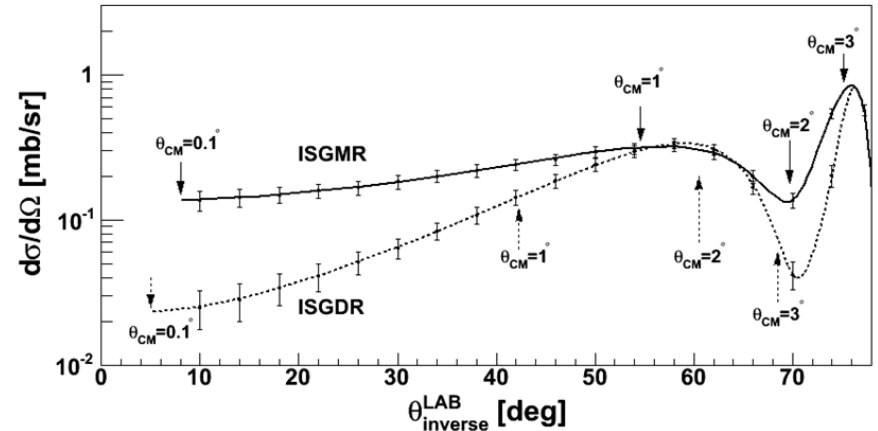
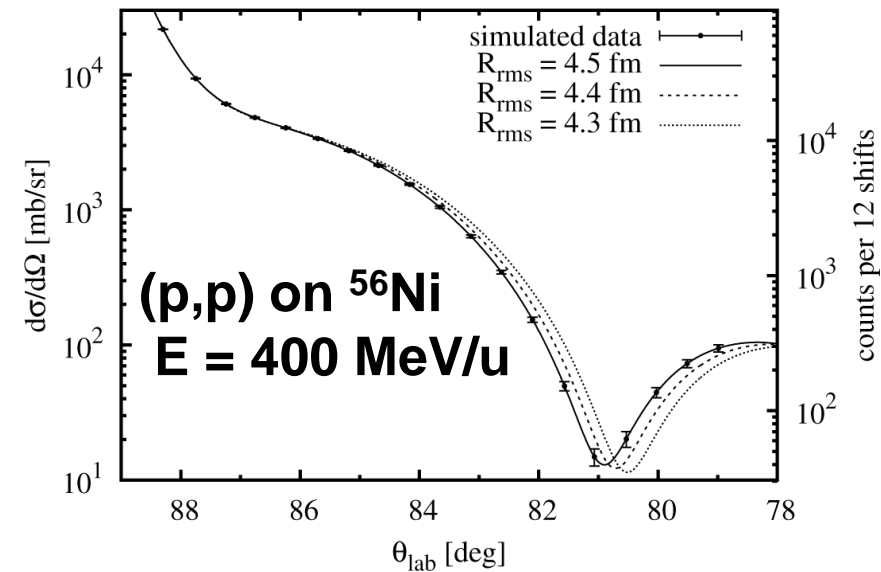
- UHV capability of detector setup
- background conditions in ESR environment at the internal target
- low energy threshold
- beam and target performance

reactions with ^{56}Ni :

^{56}Ni : doubly magic nucleus!!

- (p,p) reactions: nuclear matter distribution
- (α, α') reactions: giant resonances (GMR) EOS parameters (nucl. compressibility)
- ($^3\text{He}, t$) reactions: Gamow-Teller matrix elements, important for astrophys.

Theoretical Predictions

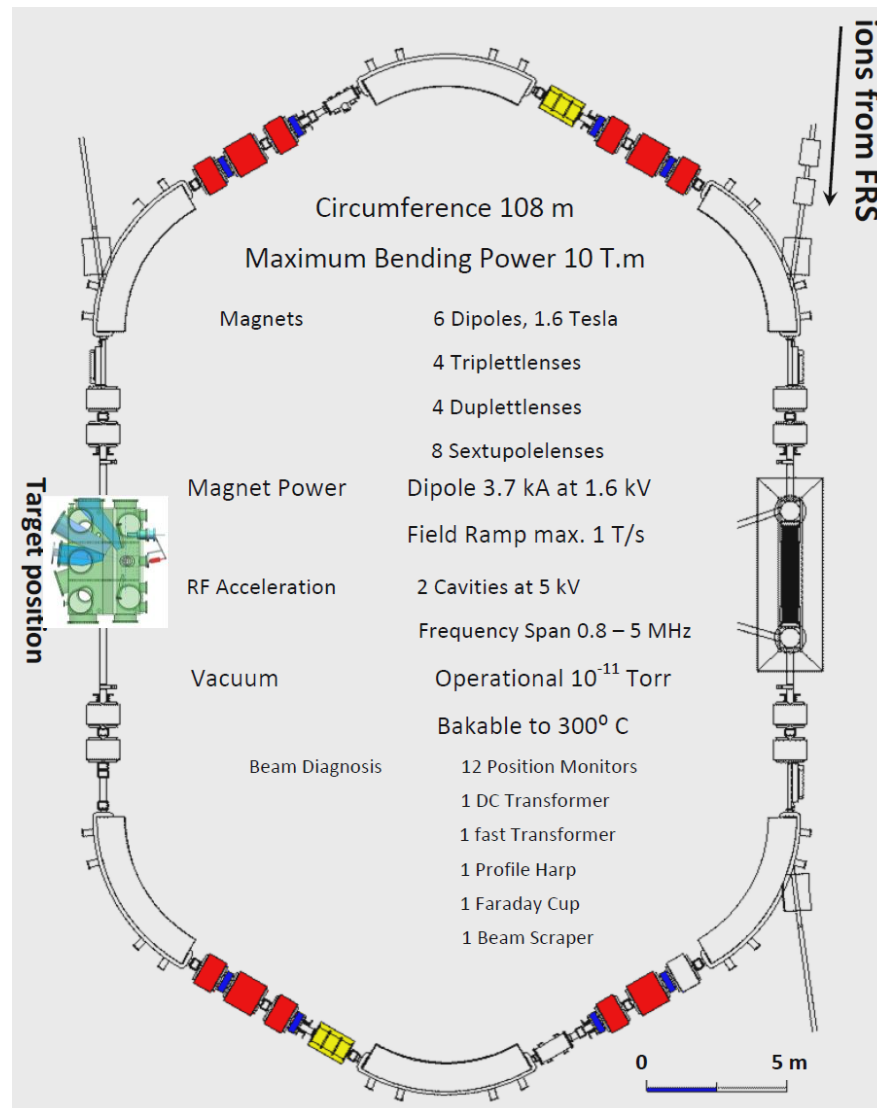


4 days with $L = 10^{25} \text{ cm}^{-2} \text{ sec}^{-1}$
 recoil energies: 1 – 45 MeV

14 days with $L = 10^{25} \text{ cm}^{-2} \text{ sec}^{-1}$
 recoil energies: 200 – 700 keV

needed: large solid angle detectors with low threshold and large dynamic range

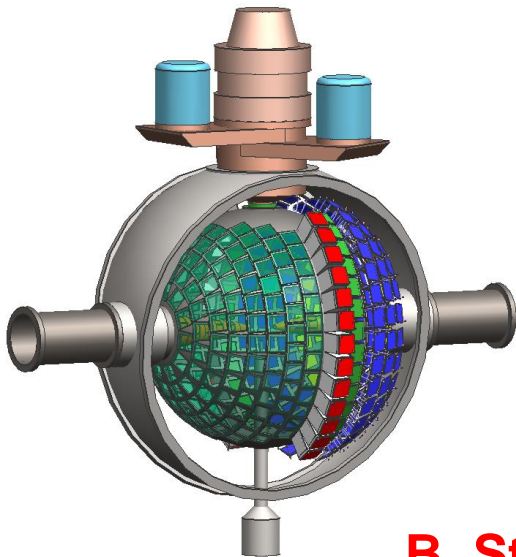
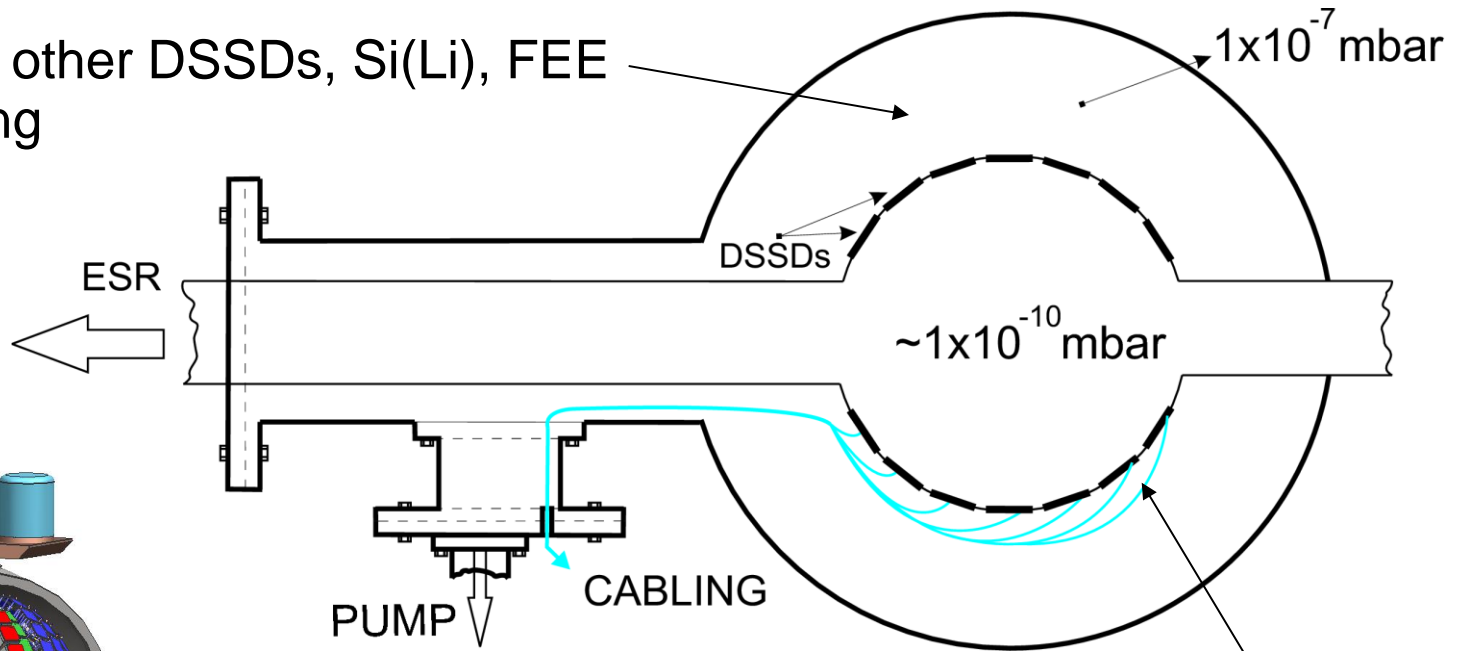
Setup at the ESR Storage Ring



UHV Capability of the EXL Silicon Array: Concept: using DSSD's as high vacuum barrier

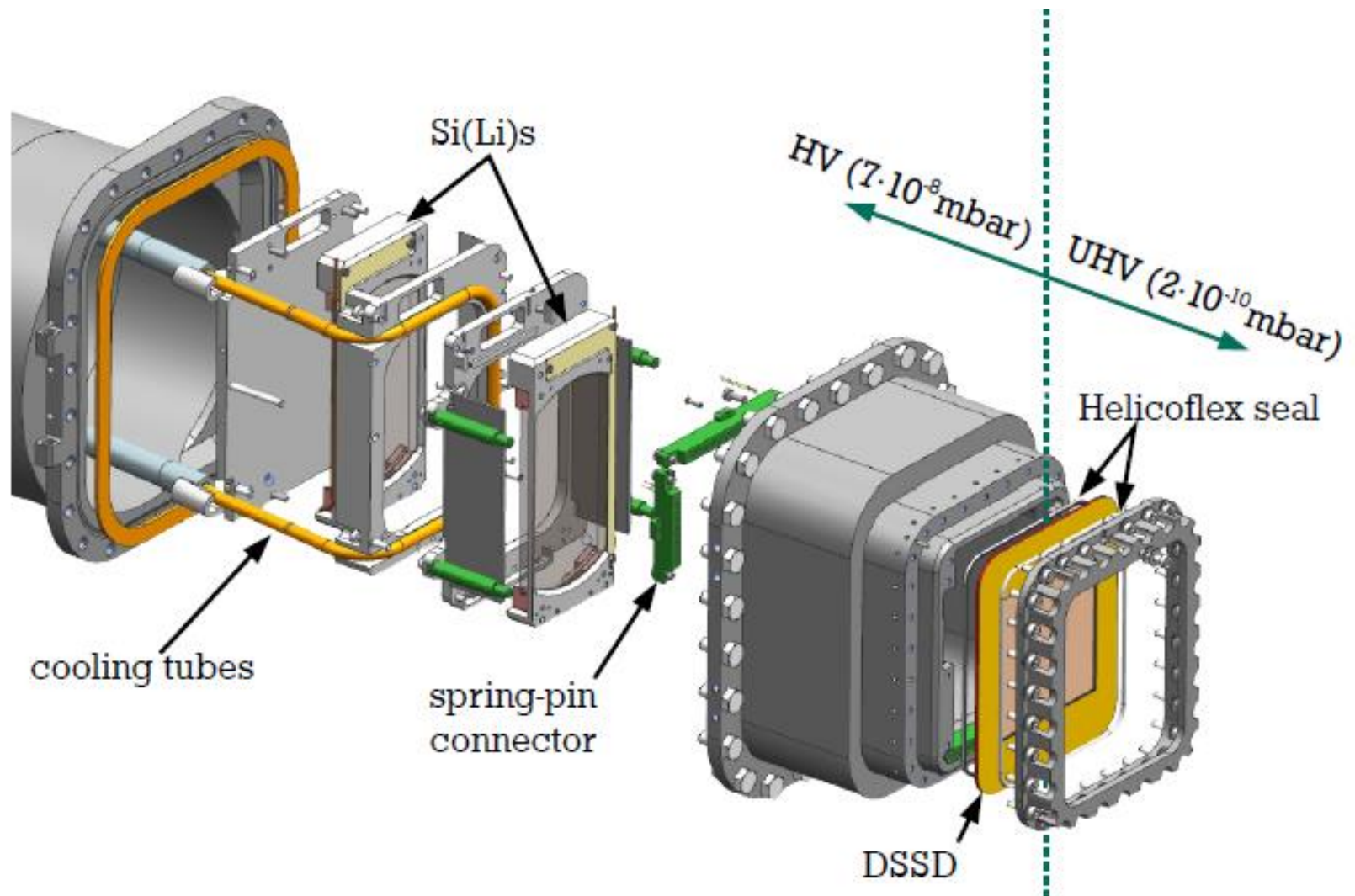
- Differential pumping proposed to separate (N)ESR vacuum from EXL instrumentation (cabling, FEE, other detectors)

Space for other DSSDs, Si(Li), FEE and cabling

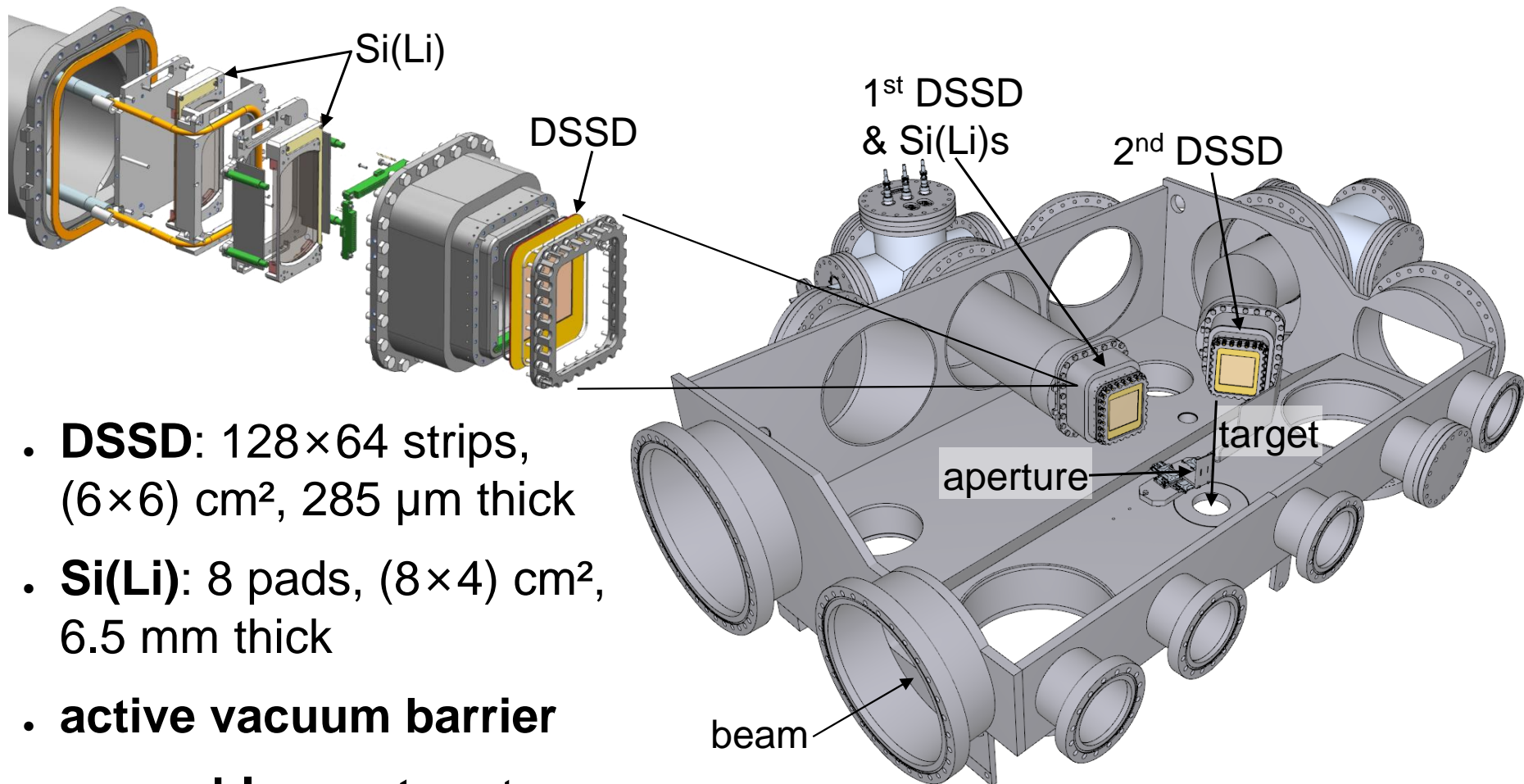


Inner shell of DSSDs on support frame forms (bakeable) vacuum barrier

Experimental Concept




Experimental Concept for the E105 Experiment




- **DSSD:** 128×64 strips, (6×6) cm², 285 μ m thick
- **Si(Li):** 8 pads, (8×4) cm², 6.5 mm thick
- **active vacuum barrier**
- **moveable aperture** to improve angular resolution

Experimental Concept for the E105 Experiment


► Auxilliary vacuum side



► Ultra-high vacuum side




Experimental Setup at the ESR



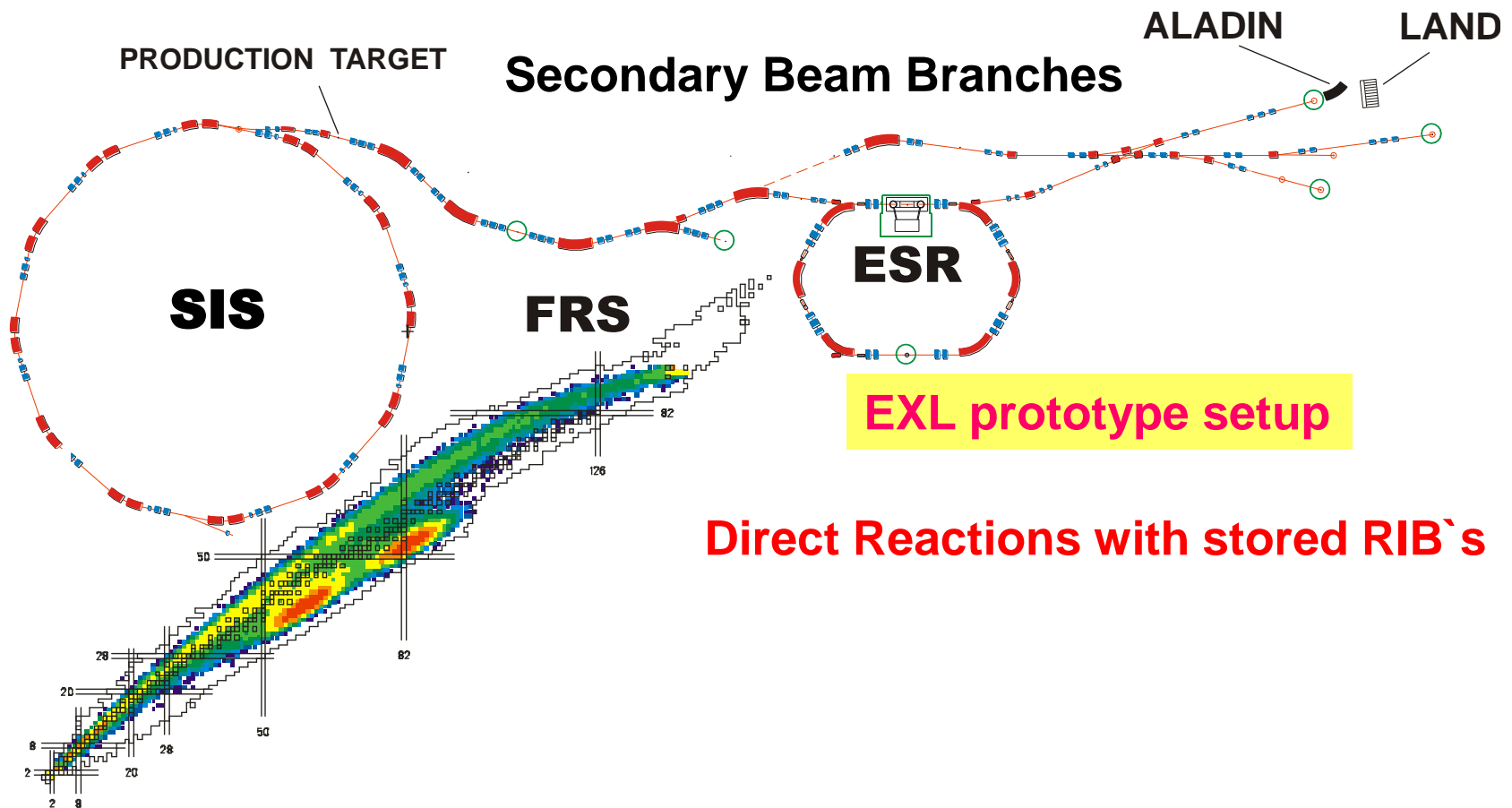
*Scattering Chamber mounted
at the Internal Target of the ESR*

*challenge:
UHV capable and bakeable
DSSD and Si(Li) detectors*



Preparation of the Stored Radioactive ^{56}Ni Beam

FRS: In-Flight Separator & High-Resolution Spectrometer



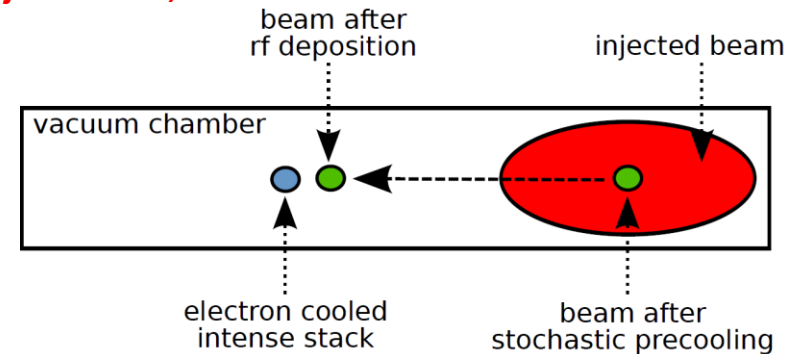
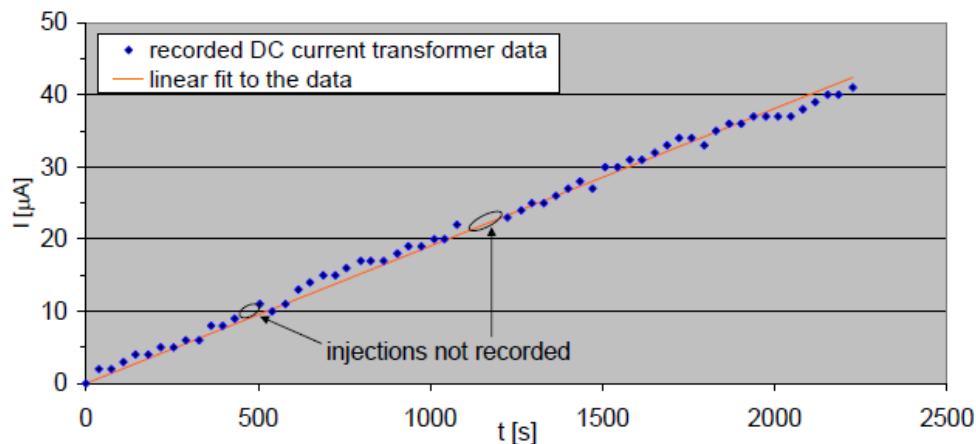
Preparation of the Stored Radioactive ^{56}Ni Beam

FRS: fragmentation of 600 MeV/u ^{58}Ni beam

injection to ESR: 7×10^4 ^{56}Ni per injection

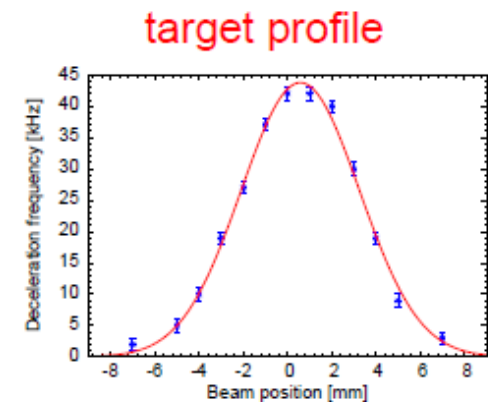
stochastic cooling, bunching and stacking (60 injections):

4.8×10^6 ^{56}Ni in the ring



luminosity: H_2 target: $2 \times 10^{13} \text{ cm}^{-2}$

\Rightarrow $L = 2 \times 10^{26} \text{ cm}^{-2} \text{ sec}^{-1}$
(reduced by aperture)

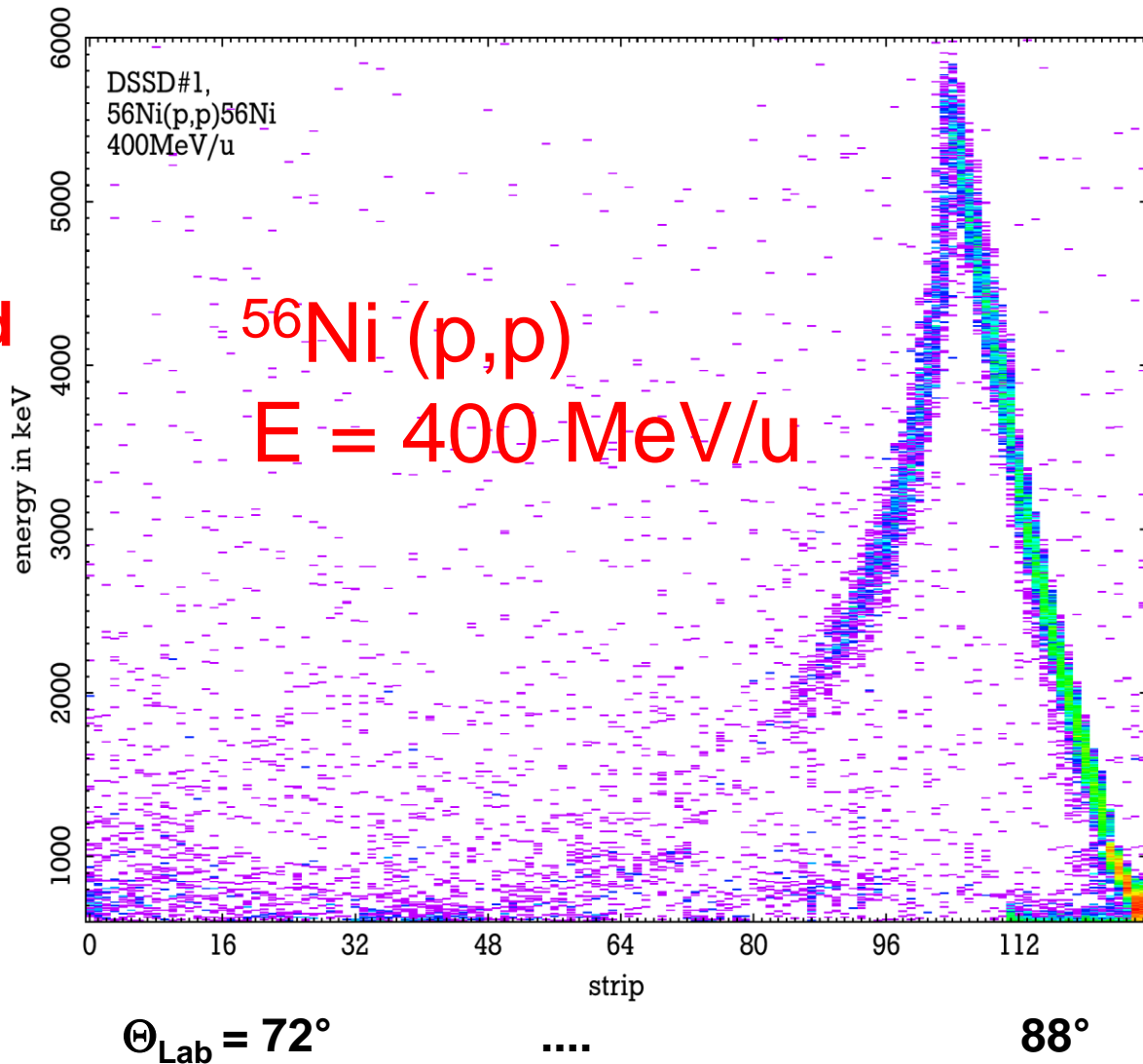


$$\sigma = 3.78 \text{ mm} \quad x_0 = 0.58 \text{ mm}$$

First Results with Radioactive Beam

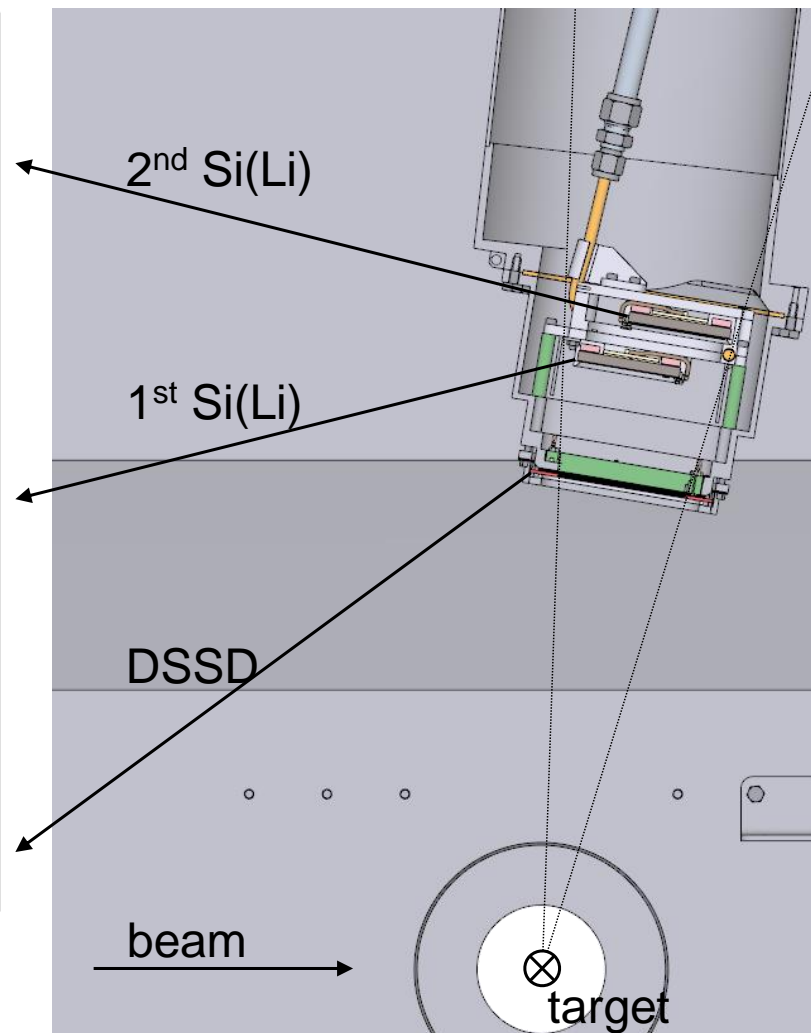
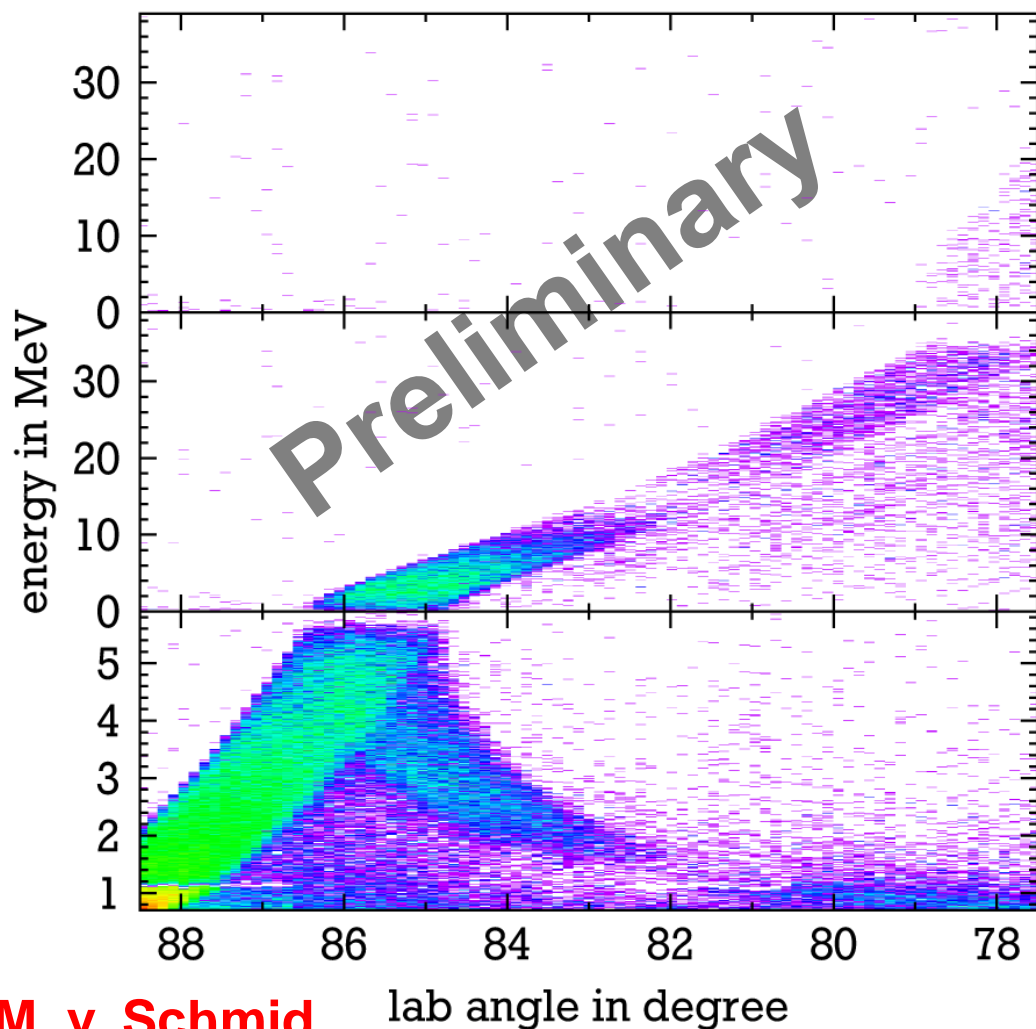
25. 10. 2012:

**First Nuclear Reaction
Experiment with Stored
Radioactive Beam!!!!**



First Results with Radioactive Beam

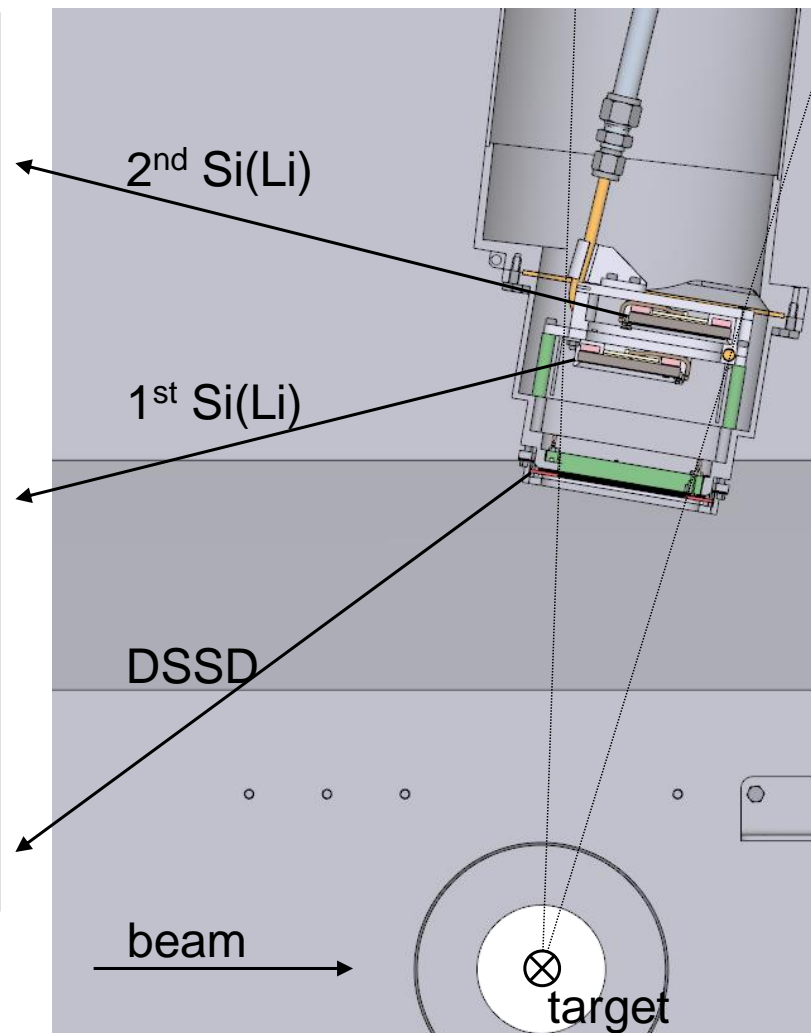
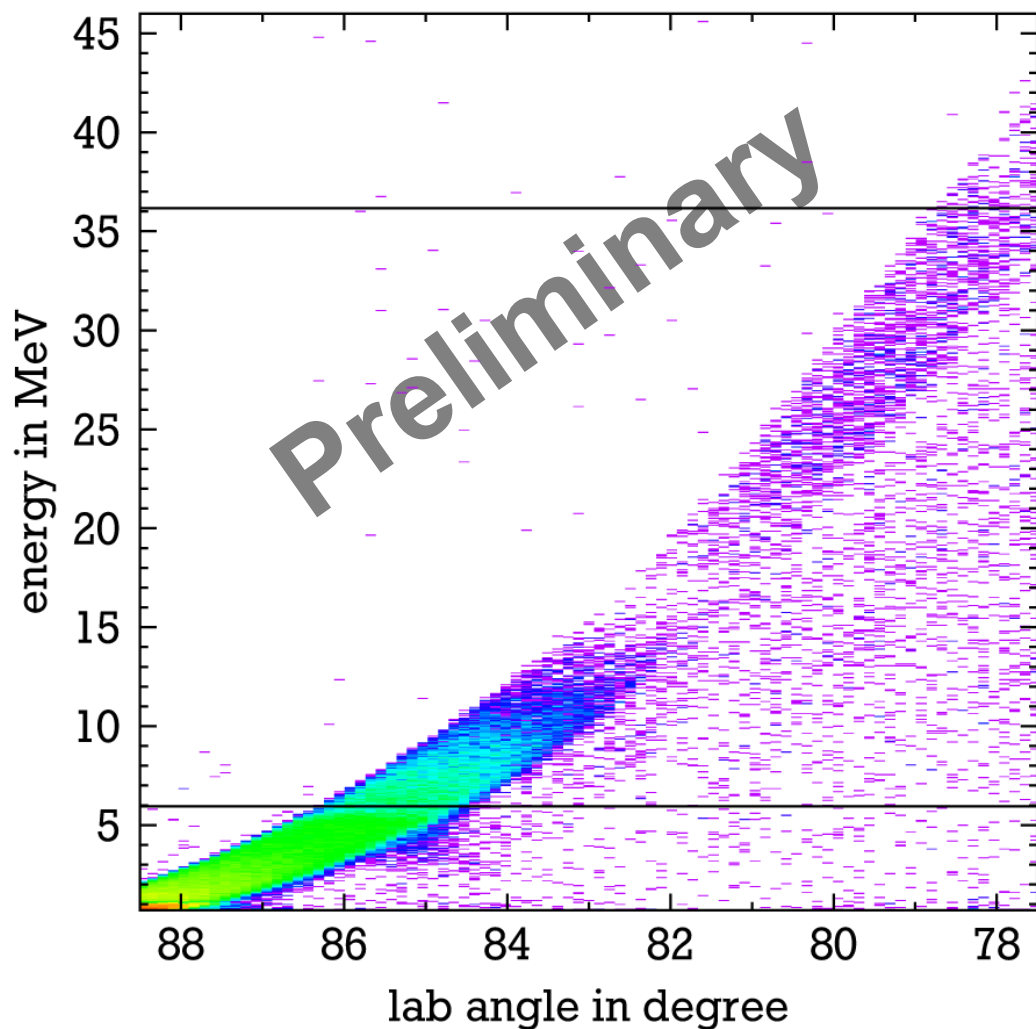
$^{56}\text{Ni}(p,p)$, $E = 400 \text{ MeV/u}$ Response of Individual Detectors



First Results with Radioactive Beam

$^{56}\text{Ni}(p,p)$, $E = 400 \text{ MeV/u}$

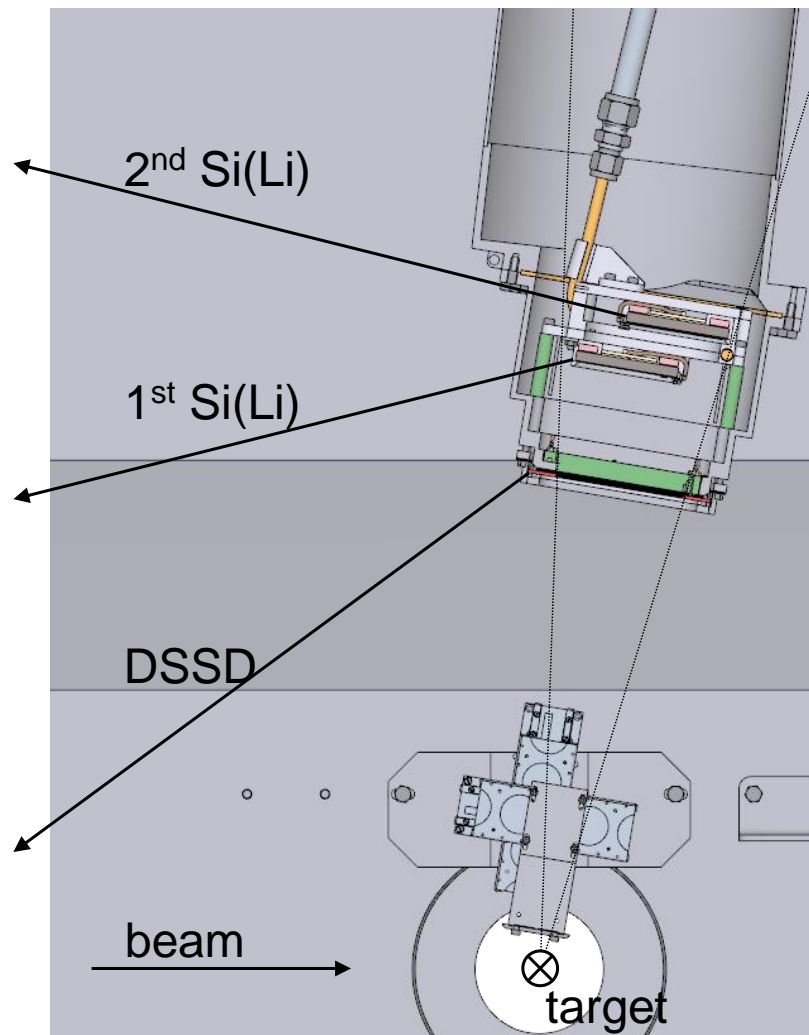
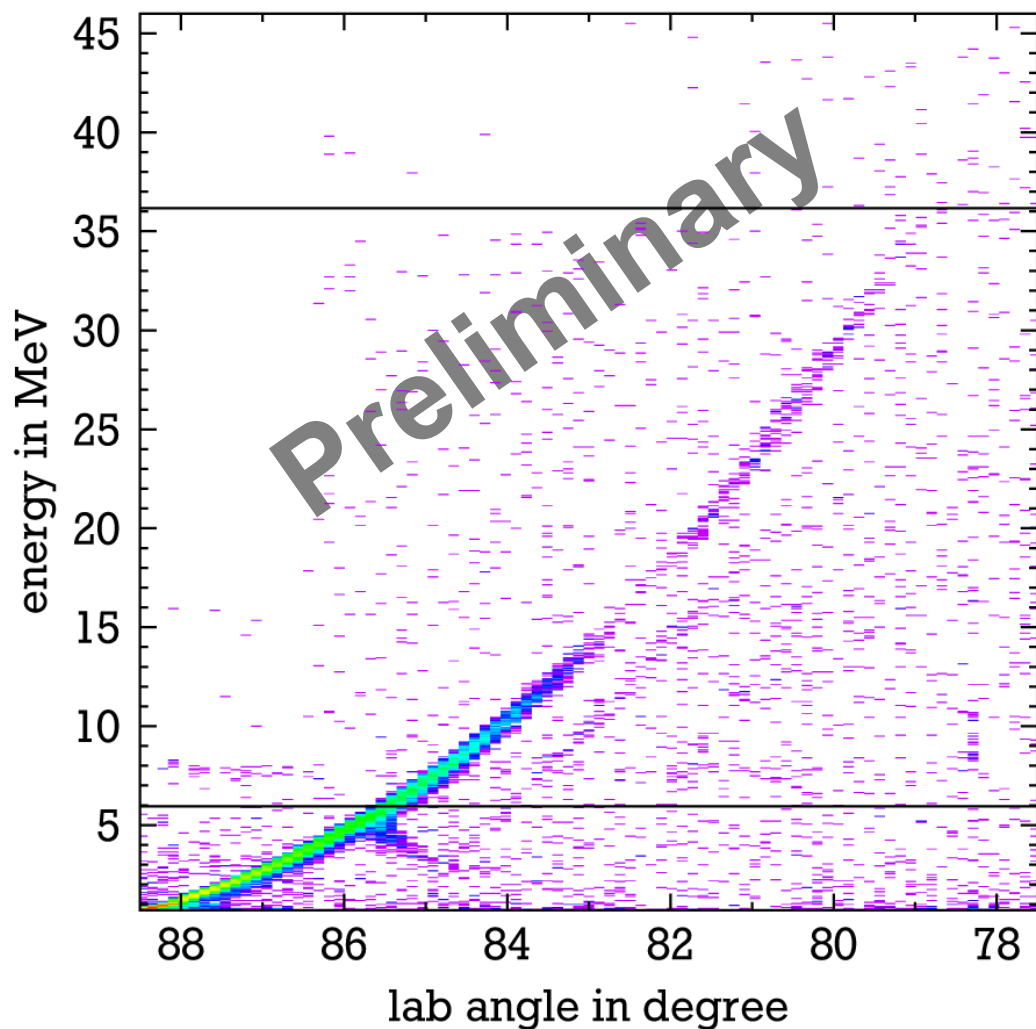
Reconstructed Energy



First Results with Radioactive Beam

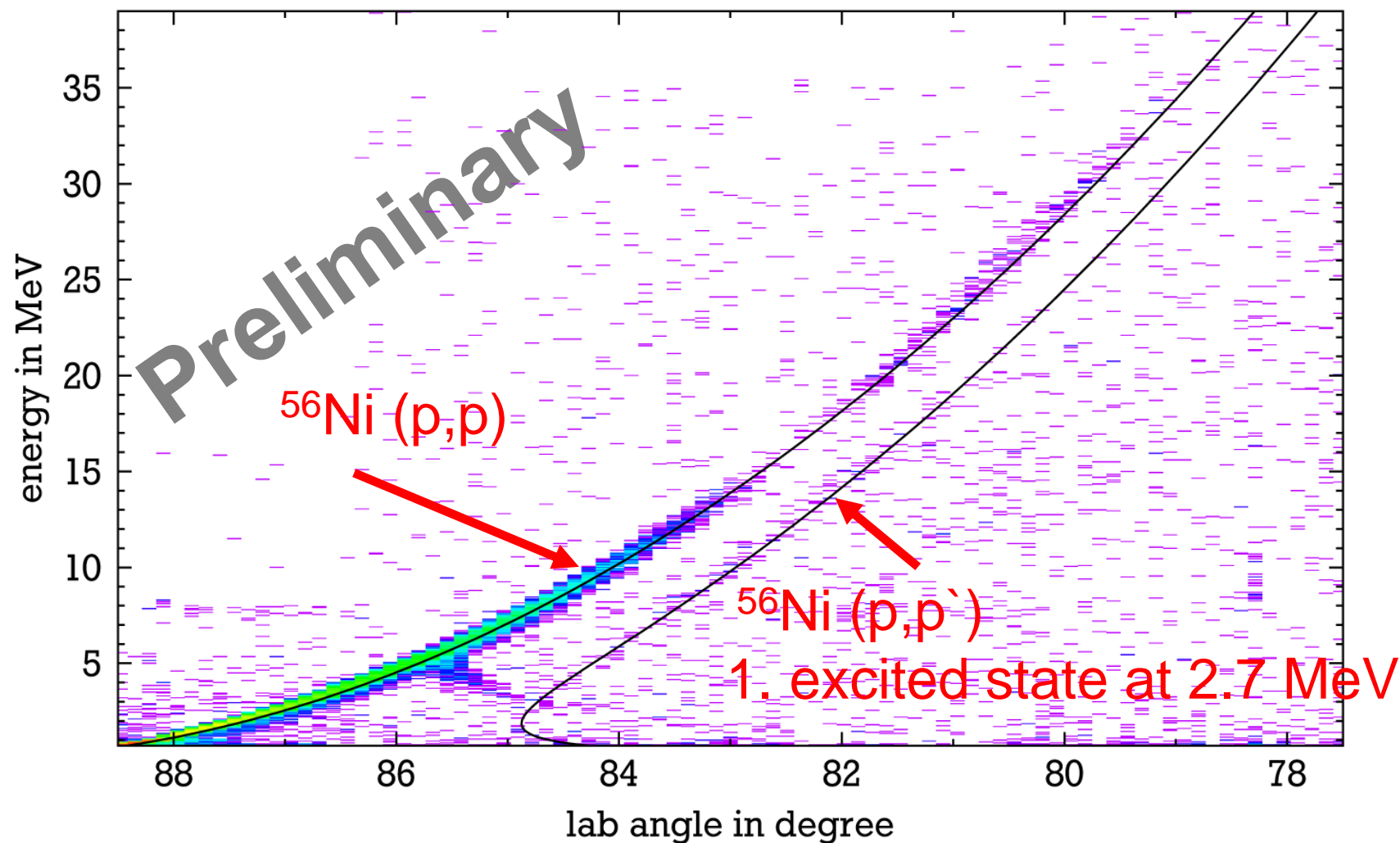
$^{56}\text{Ni}(p,p)$, $E = 400 \text{ MeV/u}$

Benefit of the 1mm Aperture



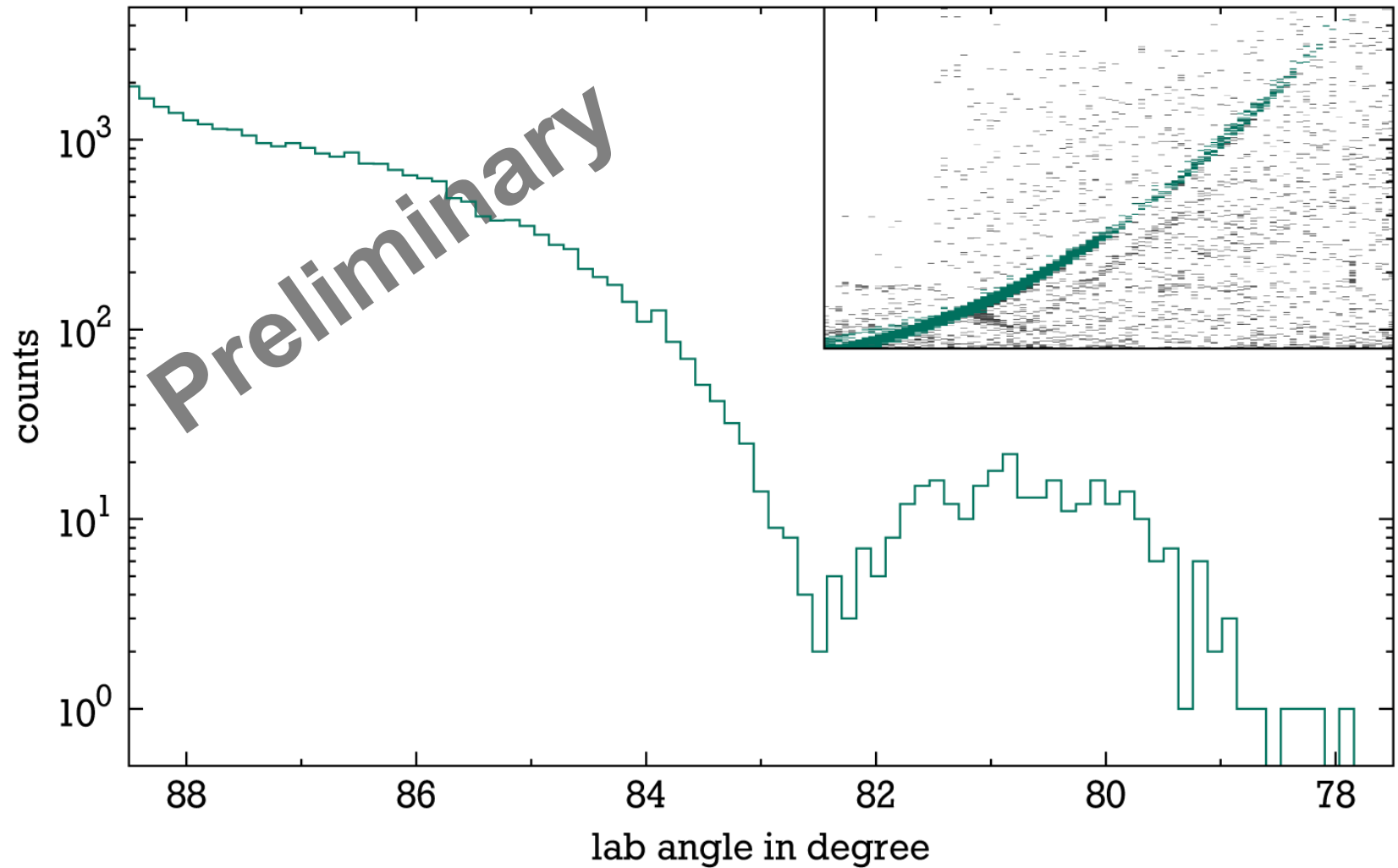
First Results with Radioactive Beam

$^{56}\text{Ni}(p,p')$, $E = 400 \text{ MeV/u}$ Identification of Inelastic Scattering



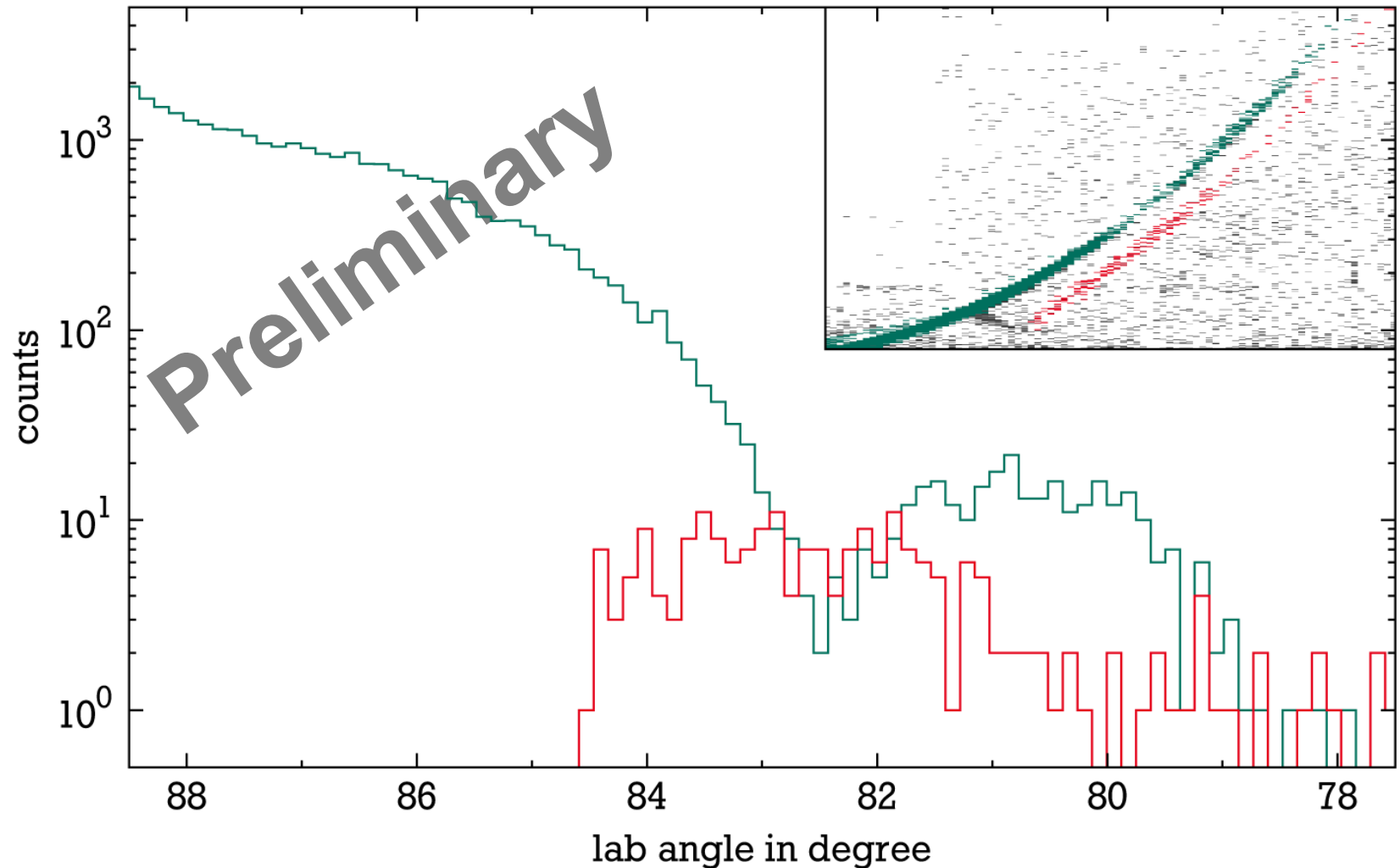
First Results with Radioactive Beam

$^{56}\text{Ni}(p,p)$, $E = 400 \text{ MeV/u}$ Angular Distribution



First Results with Radioactive Beam

$^{56}\text{Ni}(p,p)$, $E = 400 \text{ MeV/u}$ Angular Distribution



Investigation of the Giant Monopole Resonance in ^{58}Ni

reaction: ^{58}Ni on He target

energy: 100 MeV/u

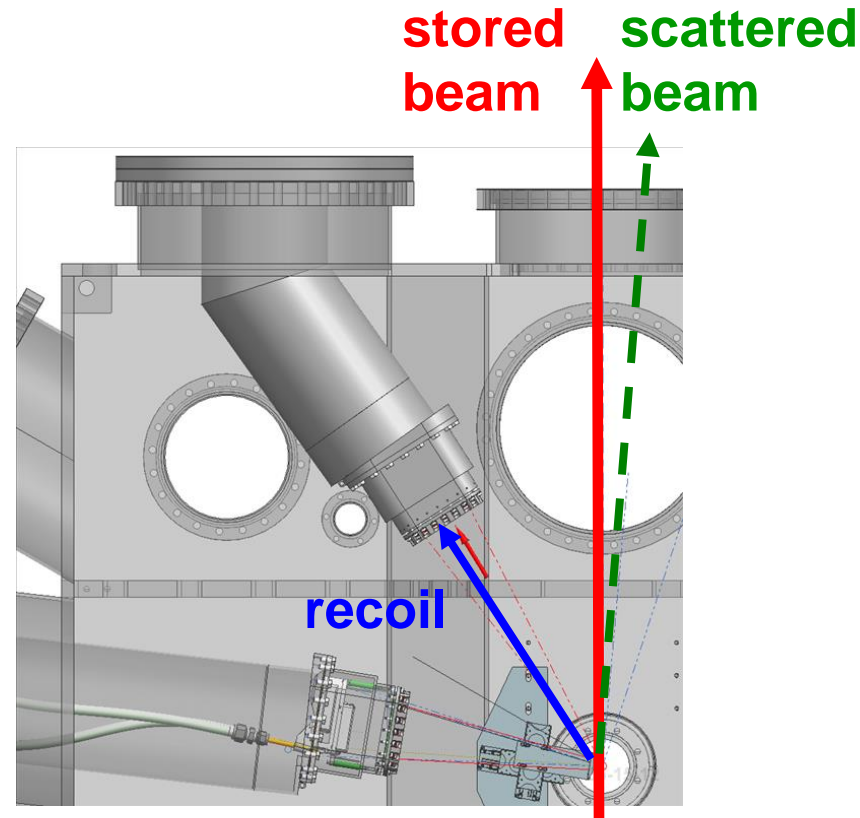
target: $8 \times 10^{12} / \text{cm}^3$

detectors: DSSD

$\Theta_{\text{Lab}} = 27^\circ - 38^\circ$

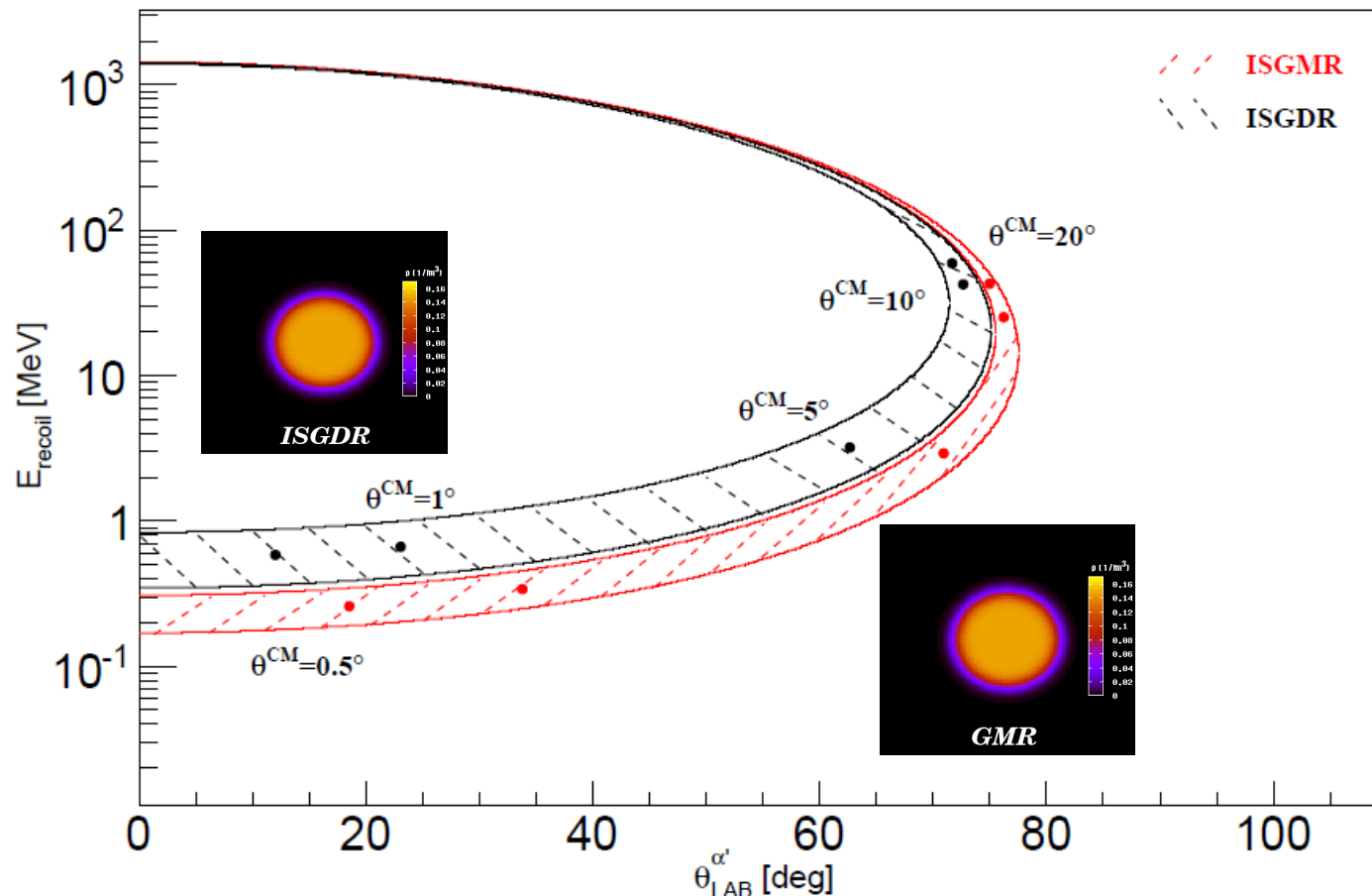
PIN diodes

$\Theta_{\text{Lab}} = 0.2^\circ - 1^\circ$



Investigation of the Giant Monopole Resonance in ^{58}Ni

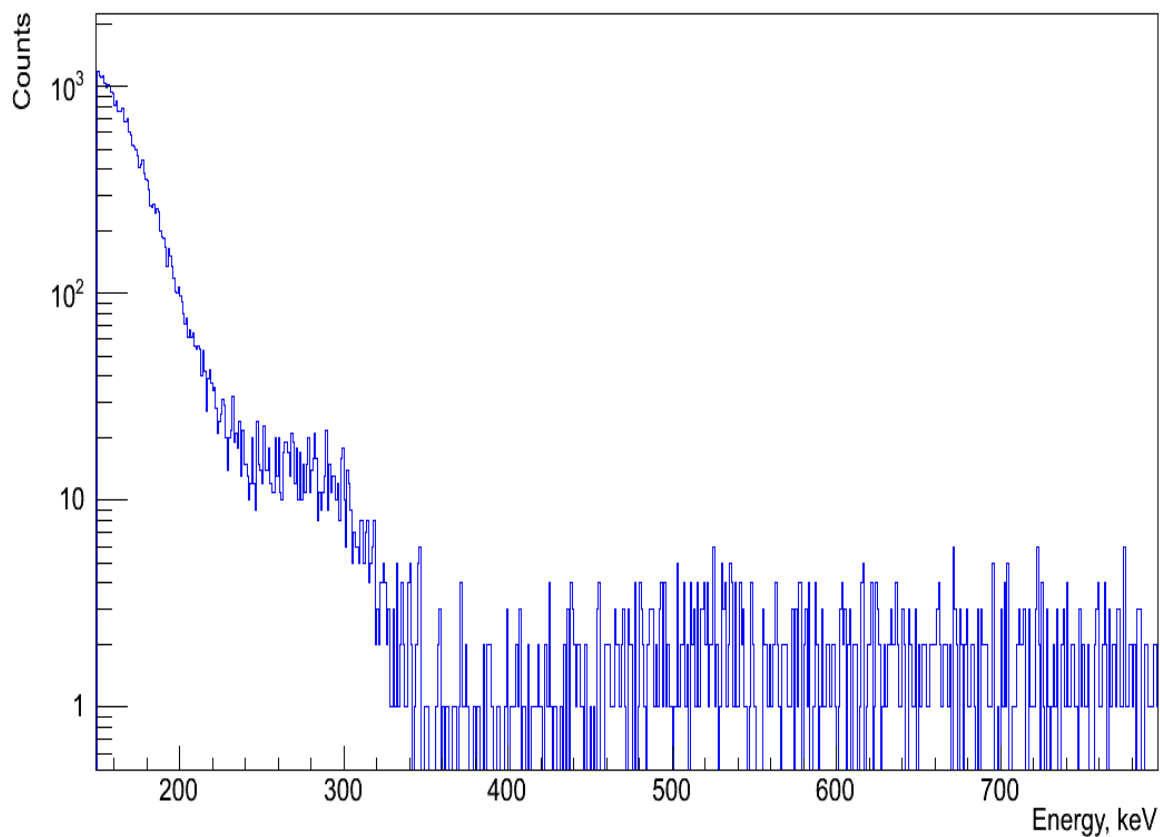
$^{58}\text{Ni}(\alpha, \alpha'), E = 100 \text{ MeV/u}$



challenge: detect and identify very low energy recoils

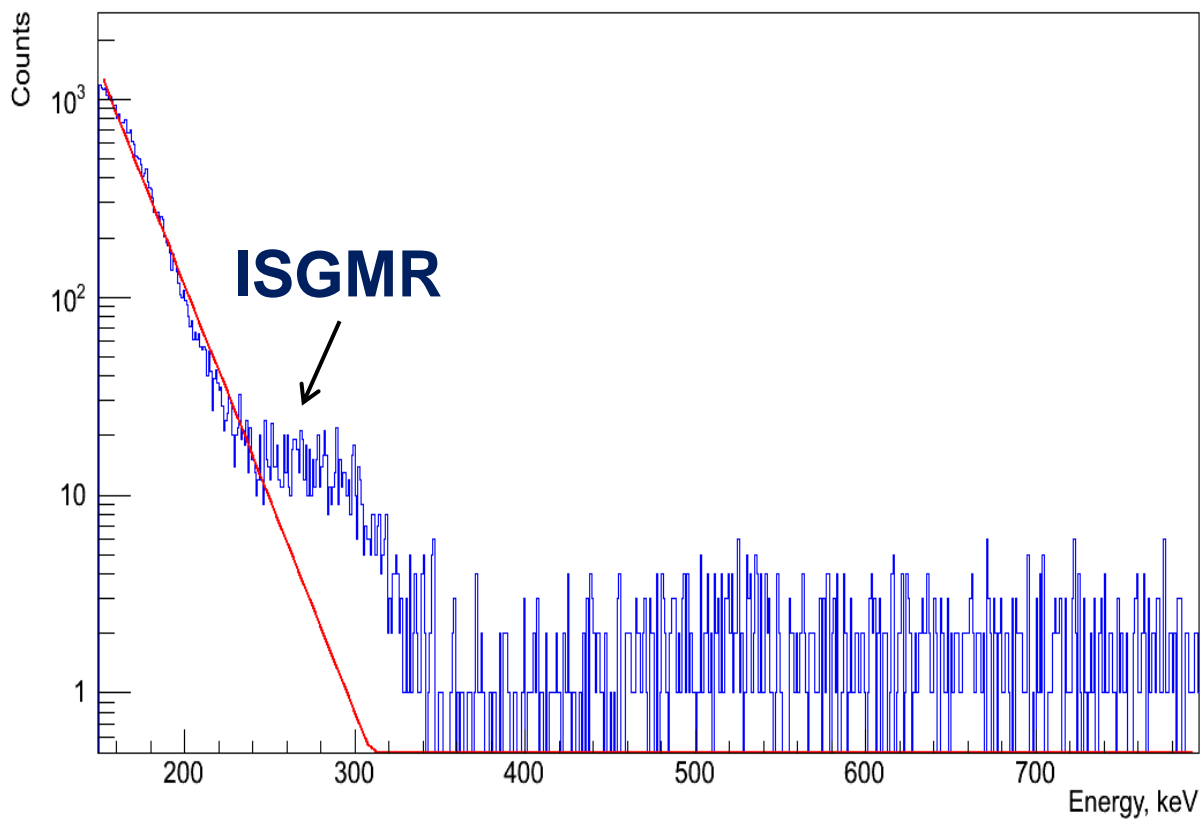
Investigation of the Giant Monopole Resonance in ^{58}Ni

$^{58}\text{Ni}(\alpha, \alpha'), E = 100 \text{ MeV/u}, \Theta_{\text{lab}} = 37 \text{ deg}$



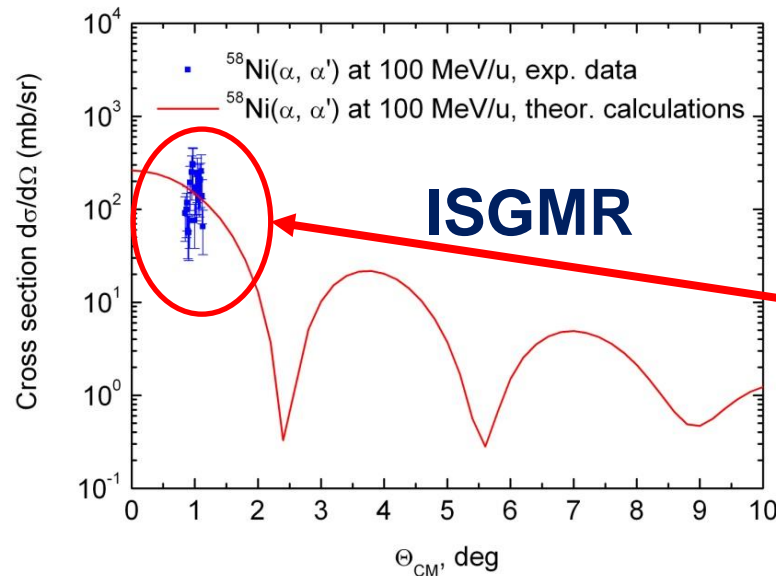
Investigation of the Giant Monopole Resonance in ^{58}Ni

$^{58}\text{Ni}(\alpha, \alpha'), E = 100 \text{ MeV/u}, \Theta_{\text{lab}} = 37 \text{ deg}$



Investigation of the Giant Monopole Resonance in ^{58}Ni

comparison with theoretical prediction:



	Centroid [MeV]	RMS-width [MeV]
present data	20.5(5)	2.7(3)
PRC 73, 014314 (2006)	18.4(2)	3.1(1)
"	$19.2^{+0.4}_{-0.2}$	$4.9^{+1.1}_{-0.3}$
Phys. Lett. B 637, 43 (2006)	$19.9^{+0.7}_{-0.8}$	—

J. C. Zamora et al., to be published

Future Perspectives

short term perspectives:

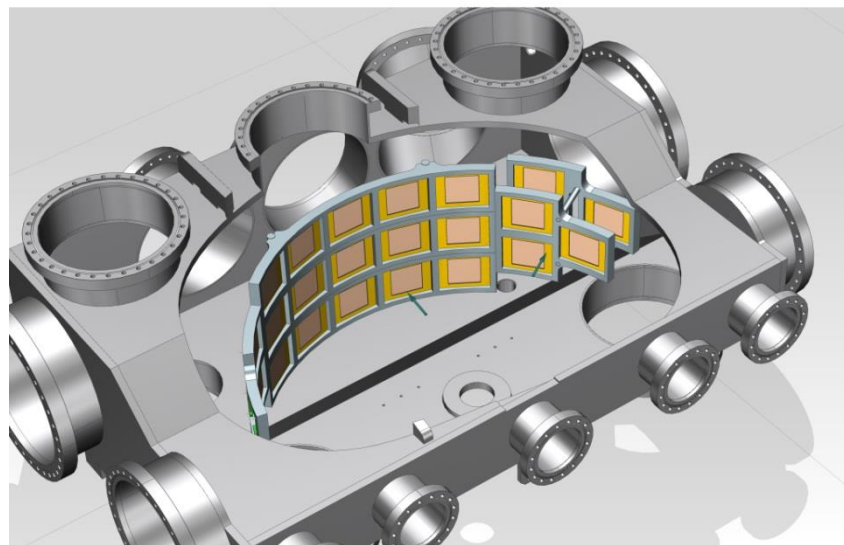
- (α, α') on ^{56}Ni \Rightarrow investigate ISGMR and ISGDR
 \Rightarrow investigate the compressibility of nuclear matter

Future Perspectives

short term perspectives:

- (α, α') on ^{56}Ni \Rightarrow investigate ISGMR and ISGDR

needs upgrade of detector setup
and readout (ASICS)

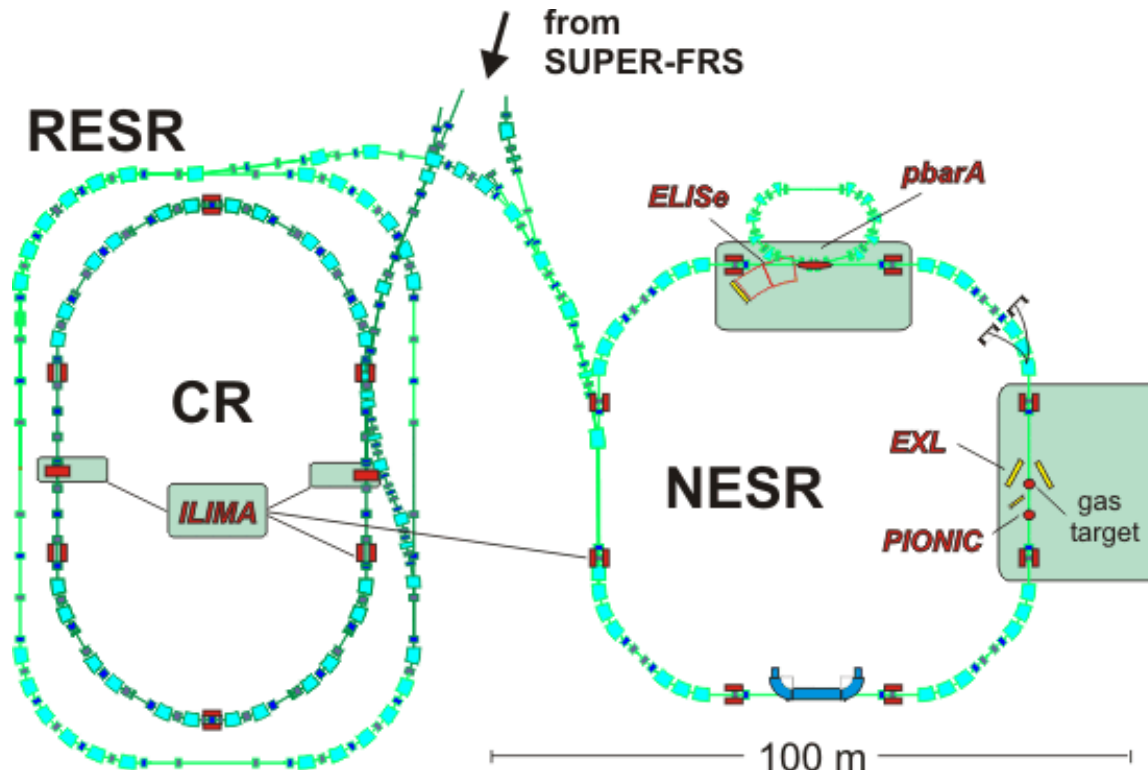


- $(^3\text{He}, t)$ on ^{56}Ni \Rightarrow investigate Gamow – Teller strength
needs upgrade of internal target
- transfer reactions at CRYRING (GSI) and TSR@ISOLDE (CERN)

Future Perspectives

long term perspectives (EXL @ FAIR):

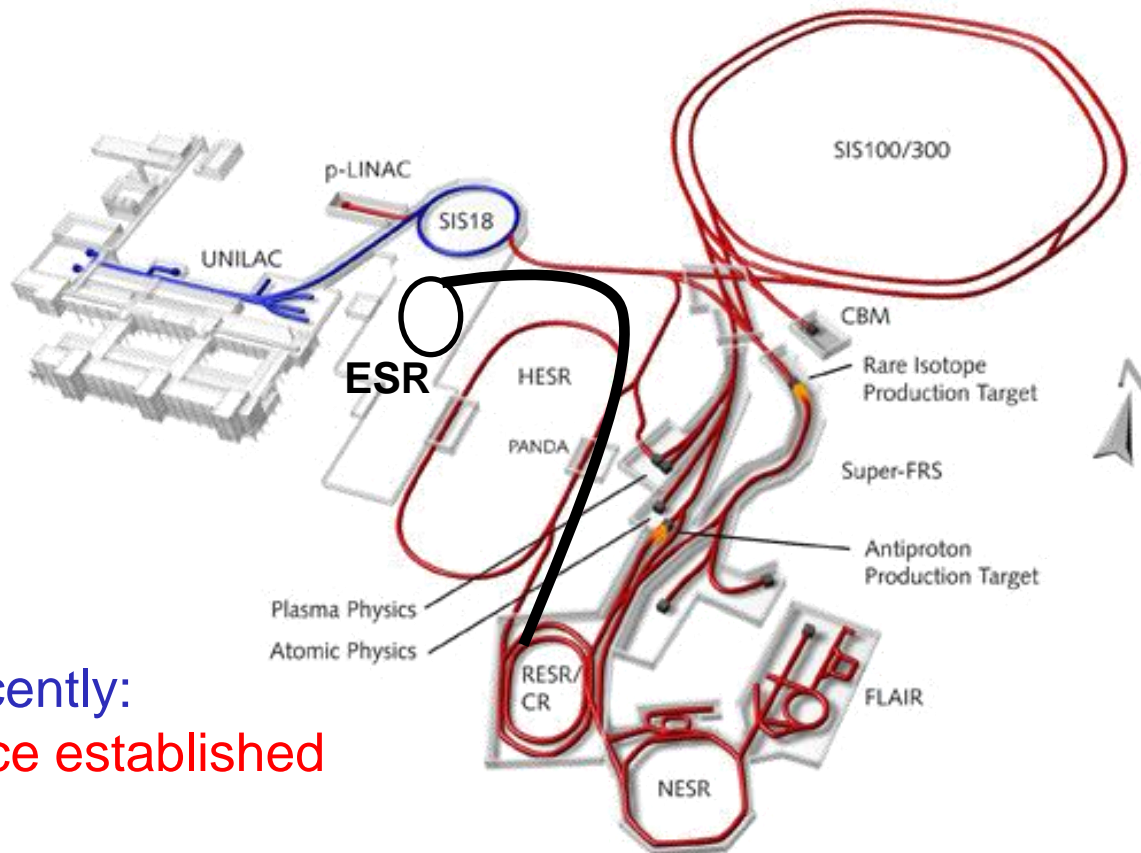
- still first priority:
EXL at the NESR (full performance of EXL)



Future Perspectives

long term perspectives (EXL @ FAIR):

- for first phase of FAIR:
transfer line from SUPER-FRS / CR to the ESR



- very recently:
task force established

The E105 Collaboration



S. Bagachi¹, S. Bönig², M. Castlós³, I. Dillmann⁴, C. Dimopoulou⁴, P. Egelhof⁴, V. Eremin⁵,
H. Geissel⁴, R. Gernhäuser⁶, M.N. Harakeh¹, A.-L. Hartig², S. Ilieva², N. Kalantar-Nayestanaki¹,
O. Kiselev⁴, H. Kollmus⁴, C. Kozhuharov⁴, A. Krasznahorkay³, T. Kröll², M. Kuilman¹, S. Litvinov⁴,
Yu.A. Litvinov⁴, M. Mahjour-Shafiei¹, M. Mutterer⁴, D. Nagae⁸, M.A. Najafi¹, C. Nociforo⁴,
F. Nolden⁴, U. Popp⁴, C. Rigollet¹, S. Roy¹, C. Scheidenberger⁴, **M. von Schmid²**, M. Steck⁴,
B. Streicher^{2,4}, L. Stuhl³, M. Takechi⁴, M. Thürauf², T. Uesaka⁹, H. Weick⁴, J.S. Winfield⁴,
D. Winters⁴, P.J. Woods¹⁰, T. Yamaguchi¹¹, K. Yue^{4,7}, **J.C. Zamora²**, J. Zenihiro⁹

¹ KVI, Groningen

² Technische Universität Darmstadt

³ ATOMKI, Debrecen

⁴ GSI, Darmstadt

⁵ Ioffe Physico-Technical Institute, St.Petersburg

⁶ Technische Universität München

⁷ Institute of Modern Physics, Lanzhou

⁸ University of Tsukuba

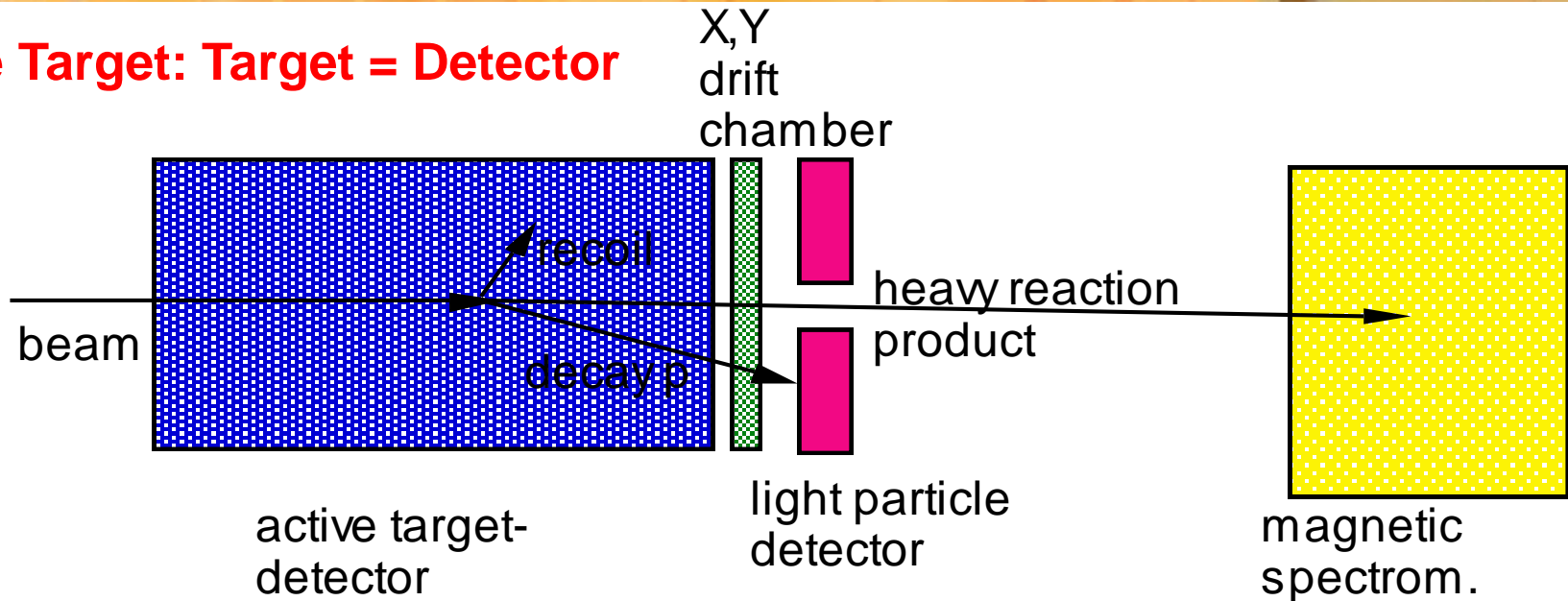
⁹ RIKEN Nishina Center

¹⁰ The University of Edinburgh

¹¹ Saitama University

III. Direct Reactions with Active Targets

Active Target: Target = Detector



⇒ advantage:

- low threshold
- high detection efficiency (rel. thick target)

⇒ well suited as alternative technique to EXL for:

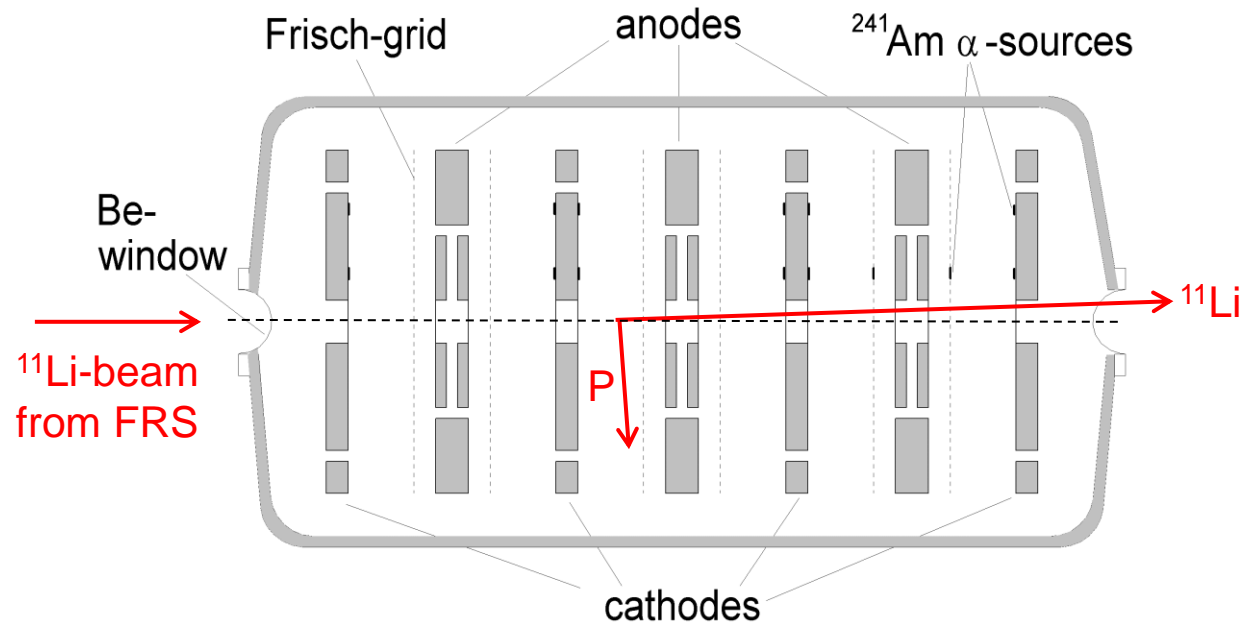
- short lifetimes ($T \leq 1$ sec)
- low RIB intensities ($\leq 10^4 \text{ sec}^{-1}$)

III.1. Experimental Concept: The TPC-Ionization Chamber IKAR as Active Target

(provided by PNPI St. Petersburg)

detection principle:

H_2 -target = detector for recoil protons (from elastic scattering)

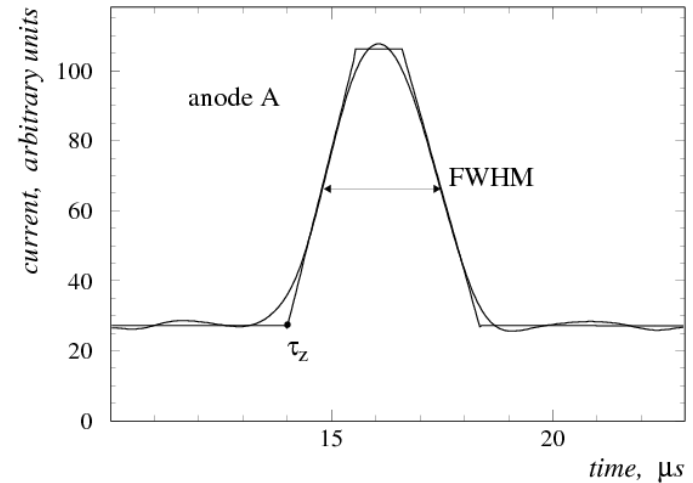
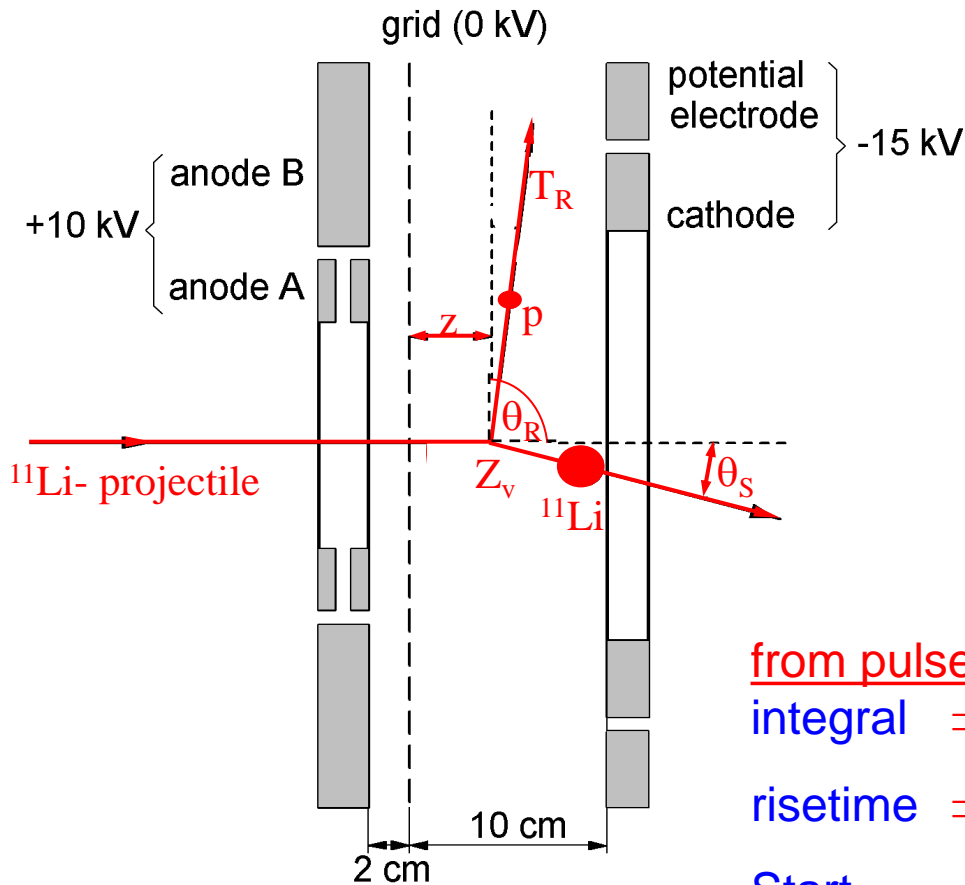


operating conditions:

H_2 -pressure: 10 atm
entrance window: 0.5 mm Beryllium
target thickness: 30 mg/cm² (6 independent sections)
beam rate: $\leq 10^4/\text{sec}$

but: method limited to $Z \leq 6$!

Detection Principle of IKAR



from pulse analysis:

integral \Rightarrow recoil energy T_R ($\Delta E_{FWHM} \leq 90 \text{ KeV}$)

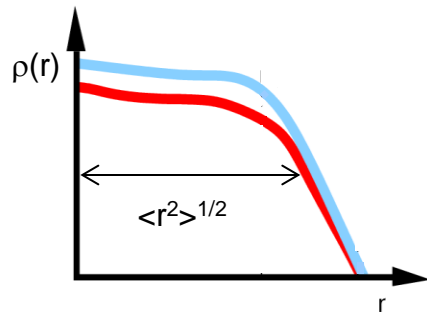
risetime \Rightarrow recoil angle θ_R ($\Delta \theta_{FWHM} \leq 0.6^\circ$)

Start \Rightarrow vertex point Z_v ($\Delta z_{FWHM} \leq 110 \mu m$)

III.2. Small Angle Elastic Proton Scattering - a Tool to Study the Radial Shape of Exotic Nuclei

The radial shape and size of nuclei is a basic nuclear property !

⇒ of high interest for nuclear structure physics



observables: nuclear charge distribution: $\rho_{\text{ch}}(r)$, $\langle r_{\text{ch}}^2 \rangle^{1/2} \Rightarrow$ leptonic probes
nuclear matter distribution: $\rho_{\text{m}}(r)$, $\langle r_{\text{m}}^2 \rangle^{1/2} \Rightarrow$ hadronic probes

method: intermediate energy elastic proton scattering

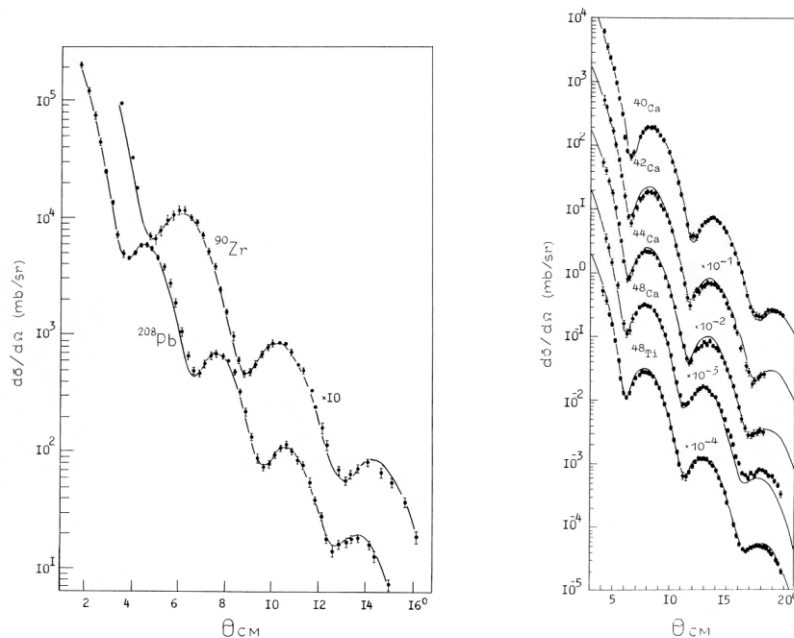
⇒ well established method for determination of nuclear matter distributions (of stable nuclei)

⇒ what about exotic nuclei?

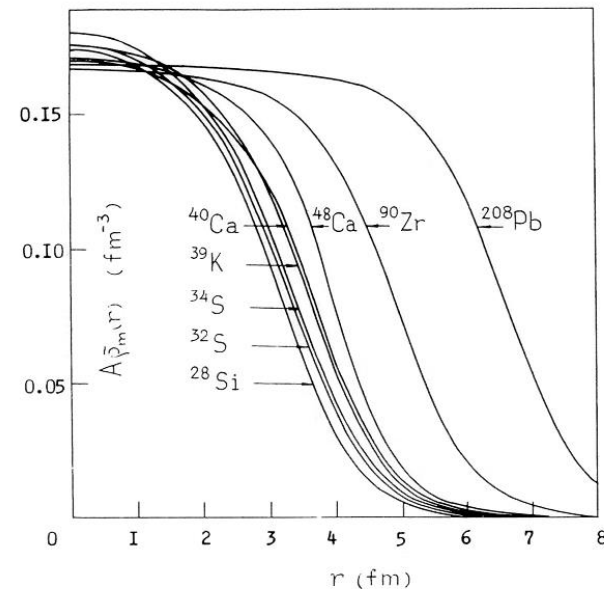
Elastic Proton Scattering at Intermediate Energies around 1 GeV/u

well established method to investigate nuclear matter distributions of stable nuclei (see G. Alkhazov et al., Phys. Rep. 42 (1978) 89)

measured cross sections



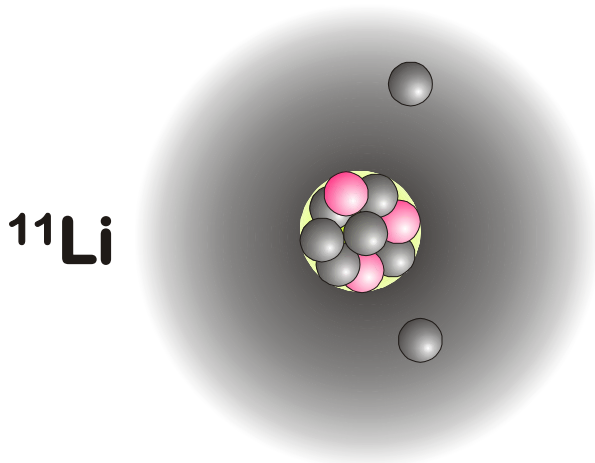
deduced nuclear matter distributions



with radioactive beams \Rightarrow application to exotic nuclei

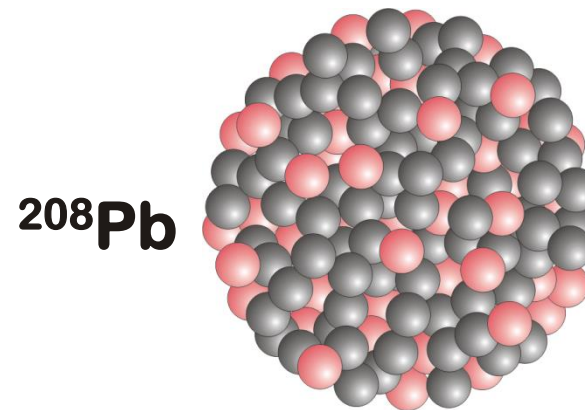
Halo-Nuclei – a New Phenomenon of the Structure of Nuclei

Density Distribution of Nuclear Matter



extremely neutron-rich nuclei:

neutron halo



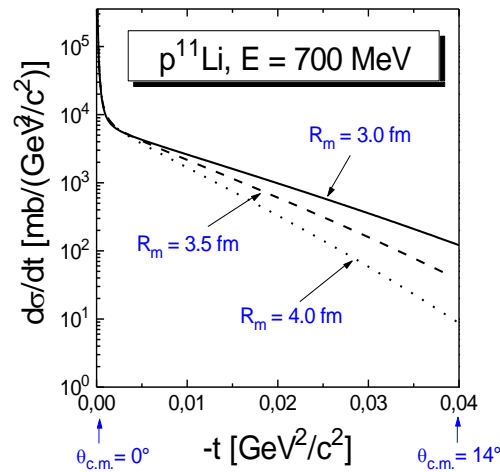
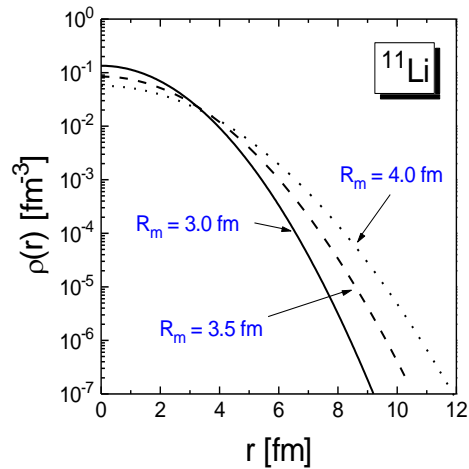
stable nuclei:

neutrons and protons equally distributed

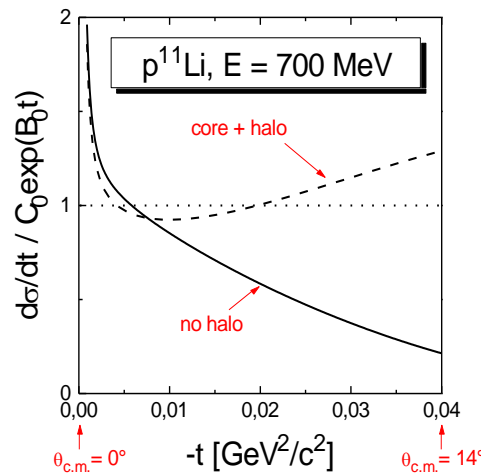
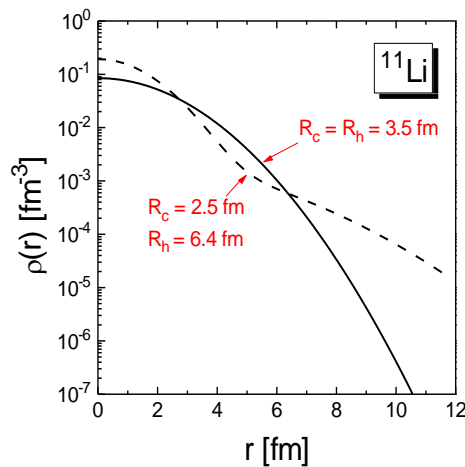
Intermediate Energy Elastic Proton Scattering - a Tool to Study the Radial Shape of Halo Nuclei

- aim: quantitative information on the nuclear matter distributions
- method: intermediate energy (700 – 1000 MeV) elastic proton scattering
- of special interest: light isotopes with halo-structure: ${}^6\text{He}$, ${}^8\text{He}$, ${}^{11}\text{Li}$, ${}^{14}\text{Be}$, ${}^8\text{B}$, ${}^{17}\text{C}(?)$
- for low momentum transfer:
- high sensitivity on the halo structure
 - ⇒ determination of matter radii
 - ⇒ determination of the radial shape of the nuclear matter distribution

Sensitivity of Elastic Proton Scattering on the Radial Shape of the Nuclear Matter Distribution



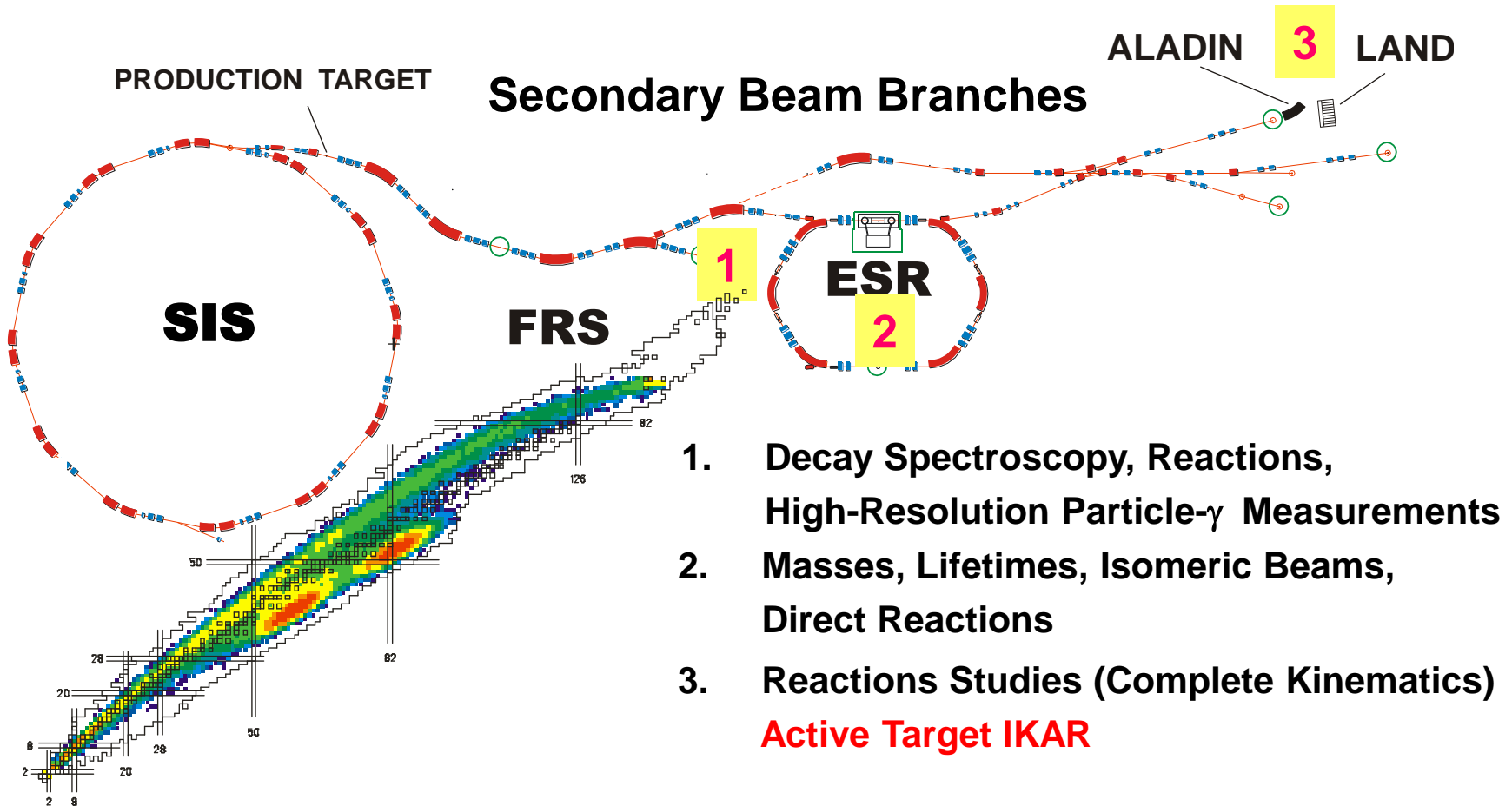
slope of $d\sigma/dt$
→ matter radius R_m



curvature of $\log(d\sigma/dt)$
→ halo structure

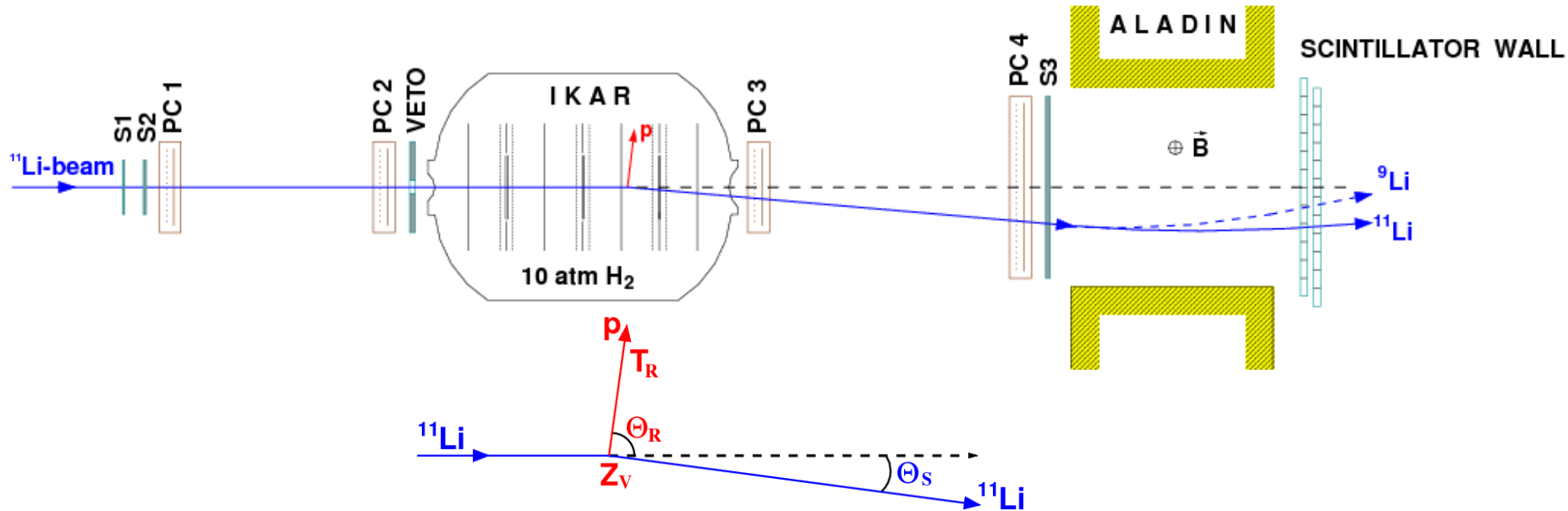
The Present Radioactive Beam Facility at GSI

FRS: In-Flight Separator & High-Resolution Spectrometer



Investigation of Nuclear Matter Density Distributions of Halo Nuclei by Elastic Proton Scattering

Experimental Setup: Active Target IKAR and Aladin Magnet



target + recoil detector:

IKAR

trajectory-reconstruction:

PC 1-4 (Multiwire proportional chambers)

beam identification:

S 1-3, Veto (plastic scintillators)

ALADIN-magnet

+ position sensitive scintillator wall


} $\Rightarrow T_R, \theta_R, Z_V$

} $\Rightarrow \theta_S$

} $\Rightarrow \Delta E, TOF, trigger$

} \Rightarrow discrimination of projectile breakup

The IKAR Experimental Setup



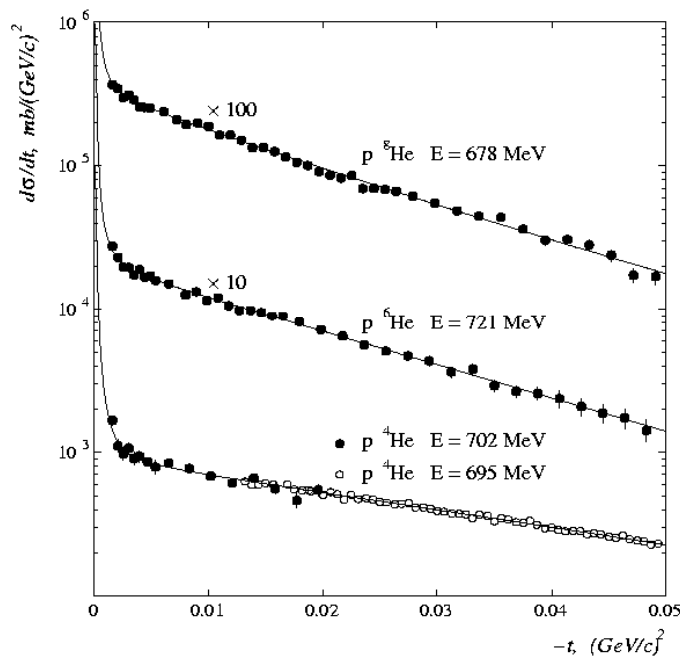
Investigation of Nuclear Matter Density Distributions of Halo Nuclei by Elastic Proton Scattering at Low Momentum Transfer

S. R. Neumaier et al., Nucl. Phys. A 712 (2002) 247

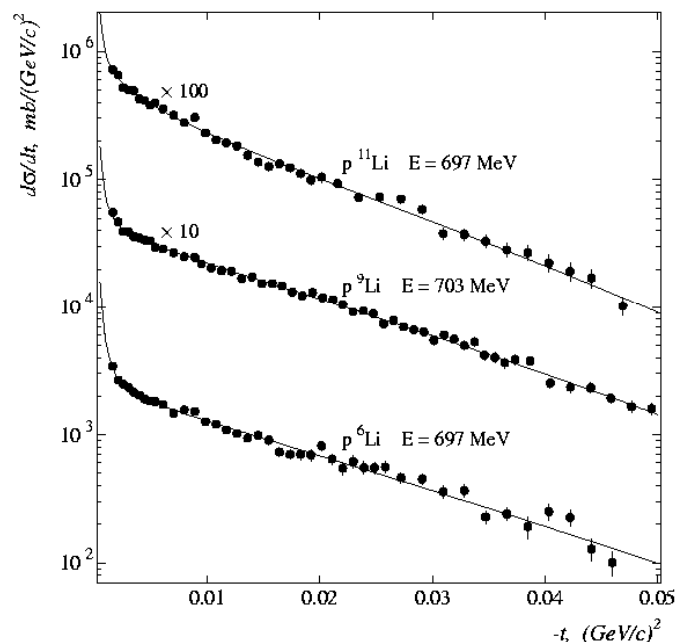
G. D. Alkhazov et al., Nucl. Phys. A 712 (2002) 269

P. Egelhof et al., Eur. Phys. J. A 15 (2002) 27

A. Dobrovolsky et al., Nucl. Phys. A 766 (2006) 1



↑
 $\Theta_{cm} = 12^\circ$



↑
 $\Theta_{cm} = 16^\circ$

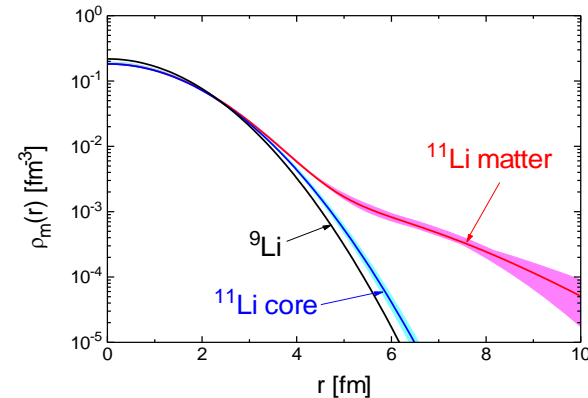
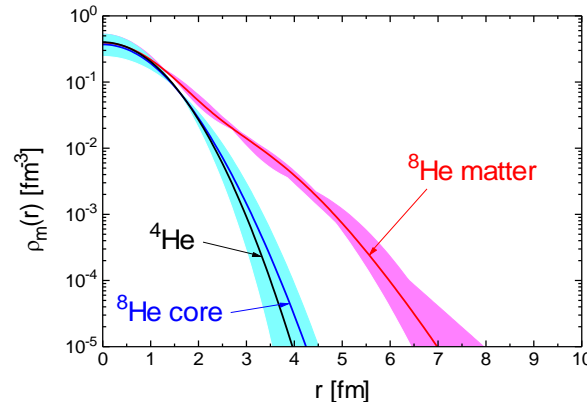
all experimental data are well described by Glauber calculations

Concept of the Data Analysis

- Glauber multiple-scattering theory for calculation of cross sections:
 - use measured free pp, pn-cross sections as input (in medium effects negligible)
 - fold with nucleon density distribution
 - take into account multiple scattering (all terms!) (small for region of nuclear halo!)
- variation of the nucleon density distribution:
 - a) phenomenological parametrizations (point matter densities):
 - G: 1 Gaussian
 - SF: Symmetrized Fermi
 - GG: 2 Gaussians
 - GO: Gaussian + Harmonic Oscillator
 - b) “model independent” analysis:
 - SOG: Sum Of Gaussians
 - (standard method for electron scattering data:
 - I. Sick, Nucl. Phys. A 218 (1974) 509)

Investigation of Nuclear Matter Density Distributions of Halo Nuclei by Elastic Proton Scattering at Low Momentum Transfer

nuclear matter distributions:



nuclear matter radii:

nucleus	R_{matter} , fm	R_{core} , fm	R_{halo} , fm
^4He	1.49 (3)	--	--
^8He	2.53(8)	1.55 (15)	3.22 (14)
^9Li	2.44 (6)	--	--
^{11}Li	3.71 (20)	2.53 (3)	6.85 (58)

- extended neutron distribution in ^8He and ^{11}Li obtained
- size of core, halo and total matter distribution determined with high accuracy
- the picture of a ^9Li (^4He) core + 2 (4) valence neutron-structure is confirmed for ^{11}Li and ^8He

Determination of Neutron Radii and Neutron Skin Sizes

- needs input on proton (charge) distributions

⇒ use data from laser spectroscopy (isotope shift measurements):

for ${}^6\text{He}$: L.-B. Wang et al., PRL 93, 142501 (2004)

for ${}^{8,9,11}\text{Li}$: R. Sanchez et al., PRL 96, 033002 (2006)
M. Puchalski et al., PRL 97, 1330016 (2006)

- neutron radius:

$$R_n^2 = \frac{1}{N_n} * (AR_m^2 - N_p R_p^2)$$

- neutron skin size:

$$\delta_{np} = R_n - R_p$$

Summary of all Data on Nuclear Radii

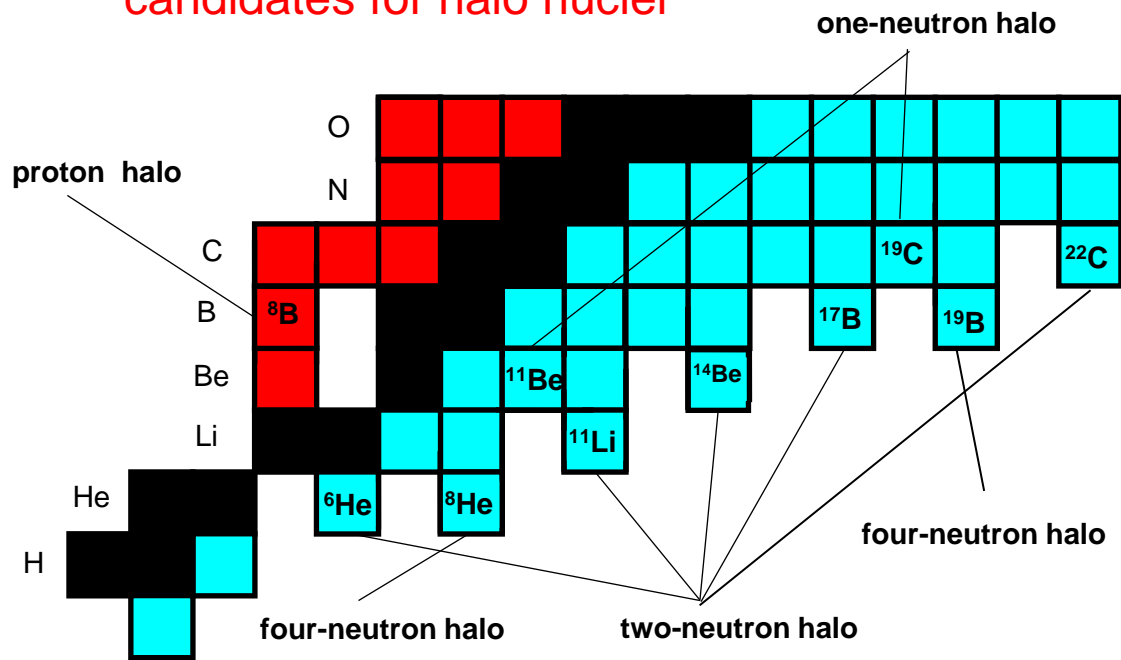
nucleus	R_m , fm	R_{core} , fm	R_{halo} , fm	R_p^* , fm	R_n , fm	δ_{np} , fm
${}^6\text{He}$	2.45 (10)	1.88 (12)	3.31 (28)	1.91 (2)	2.60 (7)	0.69 (7)
${}^8\text{Li}$	2.50 (6)	--	--	2.15 (3)	2.69 (9)	0.54 (10)
${}^9\text{Li}$	2.44 (6)	--	--	2.06 (4)	2.61 (9)	0.55 (10)
${}^{11}\text{Li}$	3.71 (20)	2.53 (3)	6.85 (58)	2.33(4)	3.75 (15)	1.42 (16)

* R_p from laser spectroscopy, unfolded from proton charge radius

Recent Results on Halo Structures in Exotic Be, B, and C Isotopes

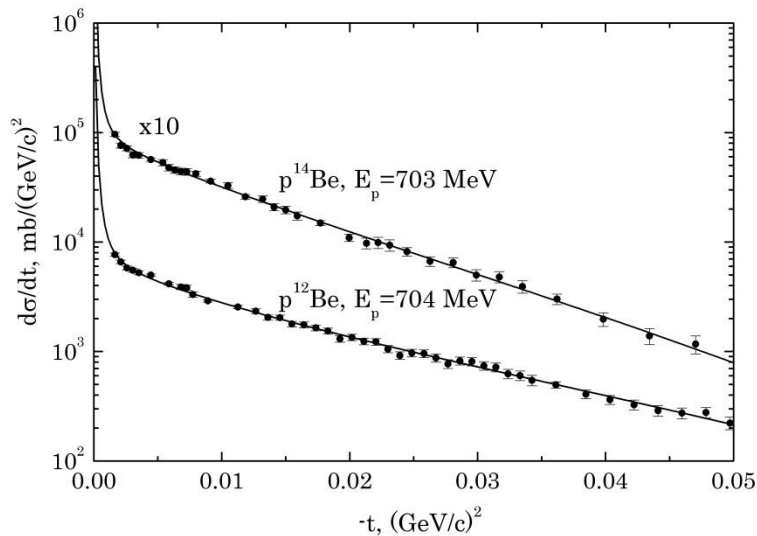
- two experiments with primary ^{12}C and ^{18}O beams were successfully performed
- data on ^{12}Be , ^{14}Be and ^8B , ^{15}C , ^{17}C were taken: S. Ilieva et al., S. Tang et al.

candidates for halo nuclei

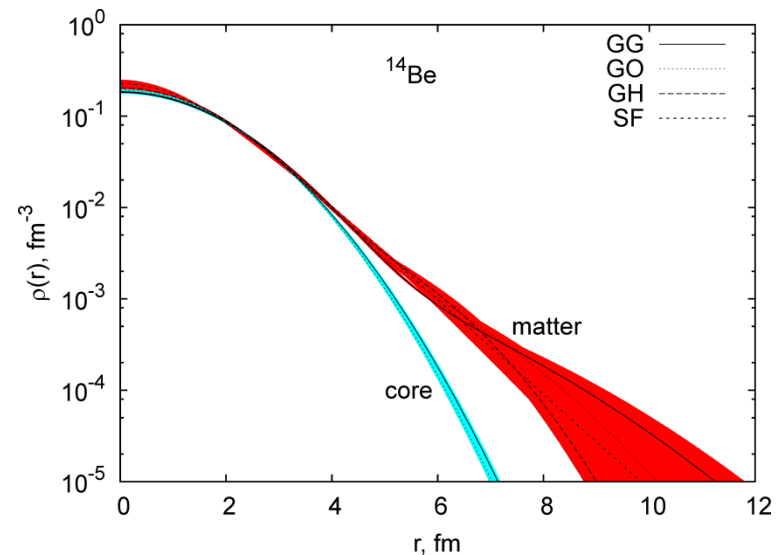


Elastic Proton Scattering from ^{14}Be

differential cross section:



deduced nuclear matter distribution:



S. Ilieva et al.,
Nucl. Phys. A 875 (2012) 8

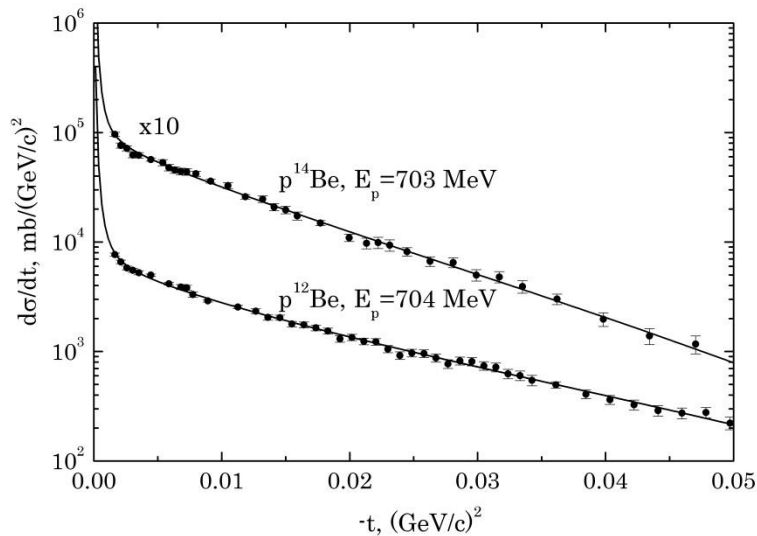
results for ^{14}Be :

$$\begin{aligned} R_{\text{matter}} &= 3.25 \pm 0.04 \pm 0.11 \text{ fm} \\ R_{\text{core}} &= 2.65 \pm 0.02 \pm 0.11 \text{ fm} \end{aligned}$$

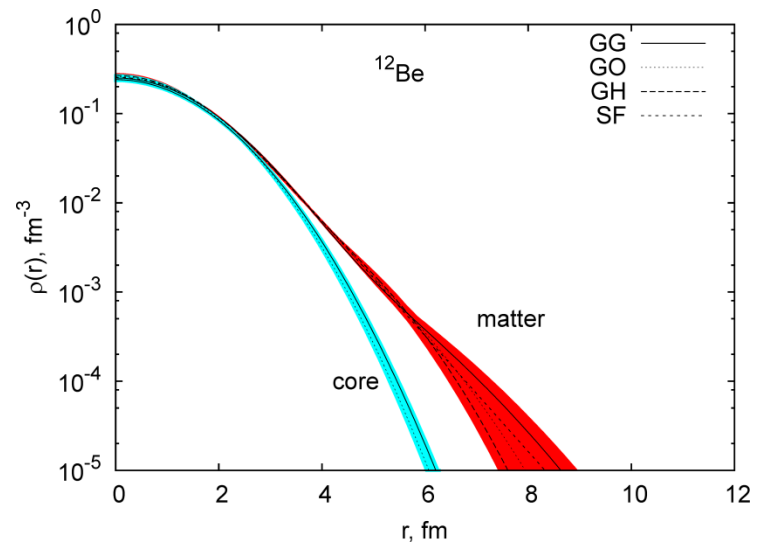
- ^{14}Be exhibits a pronounced core-halo structure
- the picture of a ^{12}Be -core + 2 valence neutron structure is confirmed
- the present data favour a relatively large s-wave component (see I. Thompson et. al, Phys. Rev. C53 (1996) 708)

Elastic Proton Scattering from ^{12}Be

differential cross section:



deduced nuclear matter distribution:



results for ^{12}Be :

$$\begin{aligned} R_{\text{matter}} &= 2.71 \pm 0.03 \pm 0.06 \text{ fm} \\ R_{\text{core}} &= 2.17 \pm 0.02 \pm 0.09 \text{ fm} \end{aligned}$$

- ^{12}Be exhibits an extended matter distribution
- the contribution of (sd) intruder states is confirmed
(see I. Thompson et al., Phys. Rev. C53 (1996) 703)

The IKAR-Collaboration

F. Aksouh, G.D. Alkhazov, M.N. Andronenko, L. Chulkov, A.V. Dobrovolsky,
P. Egelhof, H. Geissel, M. Gorska, S. Ilieva, A. Inglessi, A.V. Khanzadeev,
O. Kiselev, G.A. Korolev, C. L. Le, Y. Litvinov, G. Münzenberg, M. Mutterer,
S.R. Neumaier, C. Nociforo, C. Scheidenberger, L. Sergeev, D.M. Seliverstov,
H. Simon, S. Tang, N.A. Timofeev, A.A. Vorobyov, V. Volkov, H. Weick,
V.I. Yatsoura, A. Zhdanov

Gesellschaft für Schwerionenforschung, Darmstadt, Germany


Petersburg Nuclear Physics Institute, Gatchina, Russia

Kurchatov Institute, Moscow, Russia

Institut für Kernchemie, Universität Mainz, Germany

Institut für Kernphysik, TU Darmstadt, Darmstadt, Germany

The IKAR Collaboration



Application of an Active Target for $(\alpha, \alpha'\gamma)$ (proposed by D. Savran)

PDR in inelastic α scattering experiments



Problems in (α, α') :

- Separation from other excitations, no selectivity to E1 in the excitation

Signature: Strong decay to the ground state

Coincident γ -decay detection:

- Selection of decays to the ground state

⇒ Selectivity to E1

T.D. Poelheken et al., Phys. Lett. B **278** (1992) 423

D. Savran et al., Nucl. Instr. and Meth. A **564** (2006) 267


Application of an Active Target for $(\alpha, \alpha' \gamma)$ (proposed by D. Savran)



Existing chamber at PSI

Geometrically fits into CALIFA

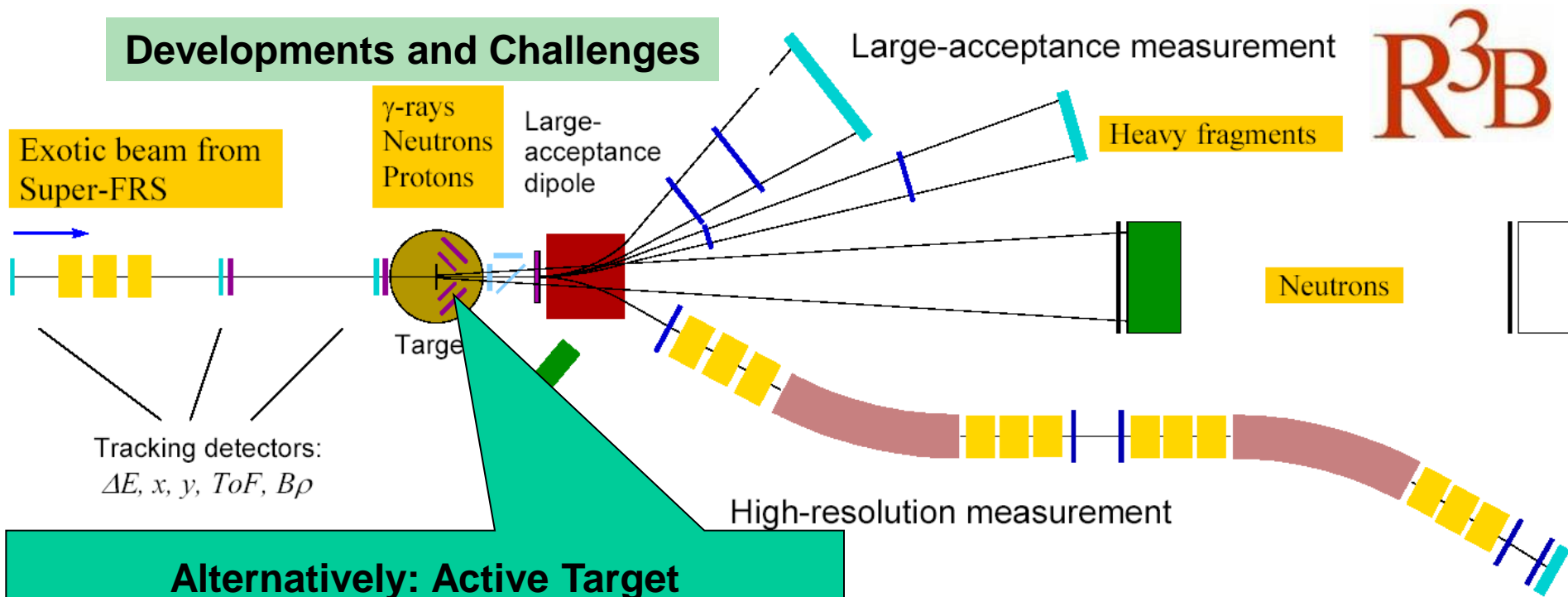
recent test run successful



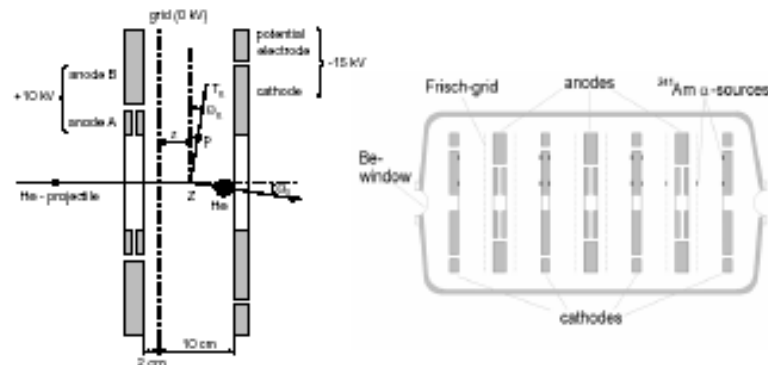
CALIFA γ -detector

R3B: Reactions with Relativistic Radioactive Beams

Developments and Challenges

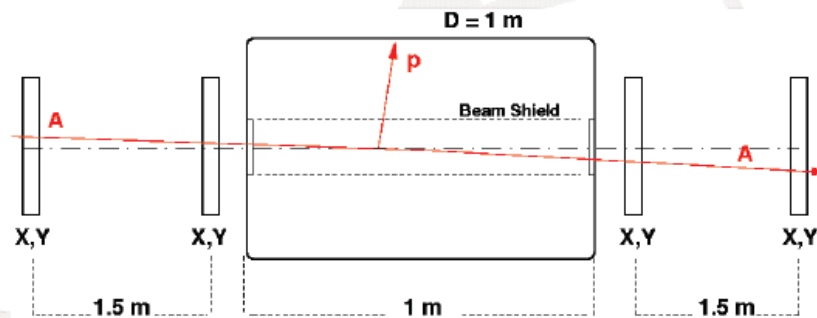
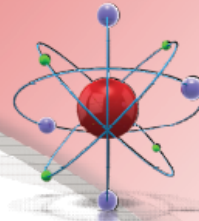


measurement of recoils in reactions with low-momentum transfer



A New Active Target for R³B @ FAIR

Active Target for R3B - design



- Modified version of IKAR chamber
- Beam shielding anode \varnothing 2 cm
- Gas – H₂, D₂, ³He, ⁴He, CH₄, Ar
- Pressure – up to 25 bar

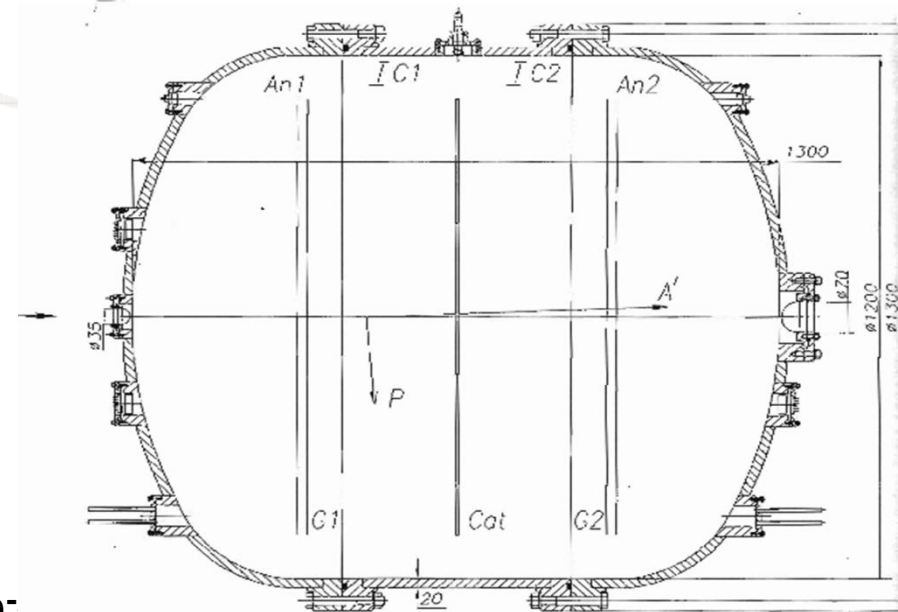
Effective target length – 40 cm

Effective target thickness – $4 \cdot 10^{22}$ cm⁻²

Luminosity ($I = 10^4$ s⁻¹) – $4 \cdot 10^{26}$ cm⁻²s⁻¹

$E_p(\text{max}) = 15$ MeV, $t_{\text{max}} = 0.03$ (GeV/c)² (H₂, 25 bar)

A TDR is presently prepared.



IV. Conclusions

- For the First Time (World Wide) a Nuclear Reaction Experiment with Stored Radioactive Beams was successfully performed. .
- A number of Important Physics Questions (**potentially also concerning the EOS**) can be only addressed with the EXL Technique which is up to date World Wide unique.
- The Active Target Technique is well suited for addressing very short lived nuclei, not accessible by EXL.
- Elastic Proton Scattering at Intermediate Energies is a powerful tool to study nuclear matter distributions in nuclei. The combination with data on the charge distribution allows to investigate the Size of Neutron Skins.
- The Future Facility NuSTAR@ FAIR will allow to reach Unexplored Regions in the Chart of Nuclei, where New and Exciting Phenomena are expected.
- EXL@FAIR and ACTAR@FAIR have a Large Potential for Nuclear Structure and Nuclear Astrophysics.