

Cryogenic Stopping cell For the **Low Energy Branch** of Super FRS at FAIR



S. Purushothaman

NUSTAR Collaboration

International Conference on Science and Technology for FAIR in Europe 2014

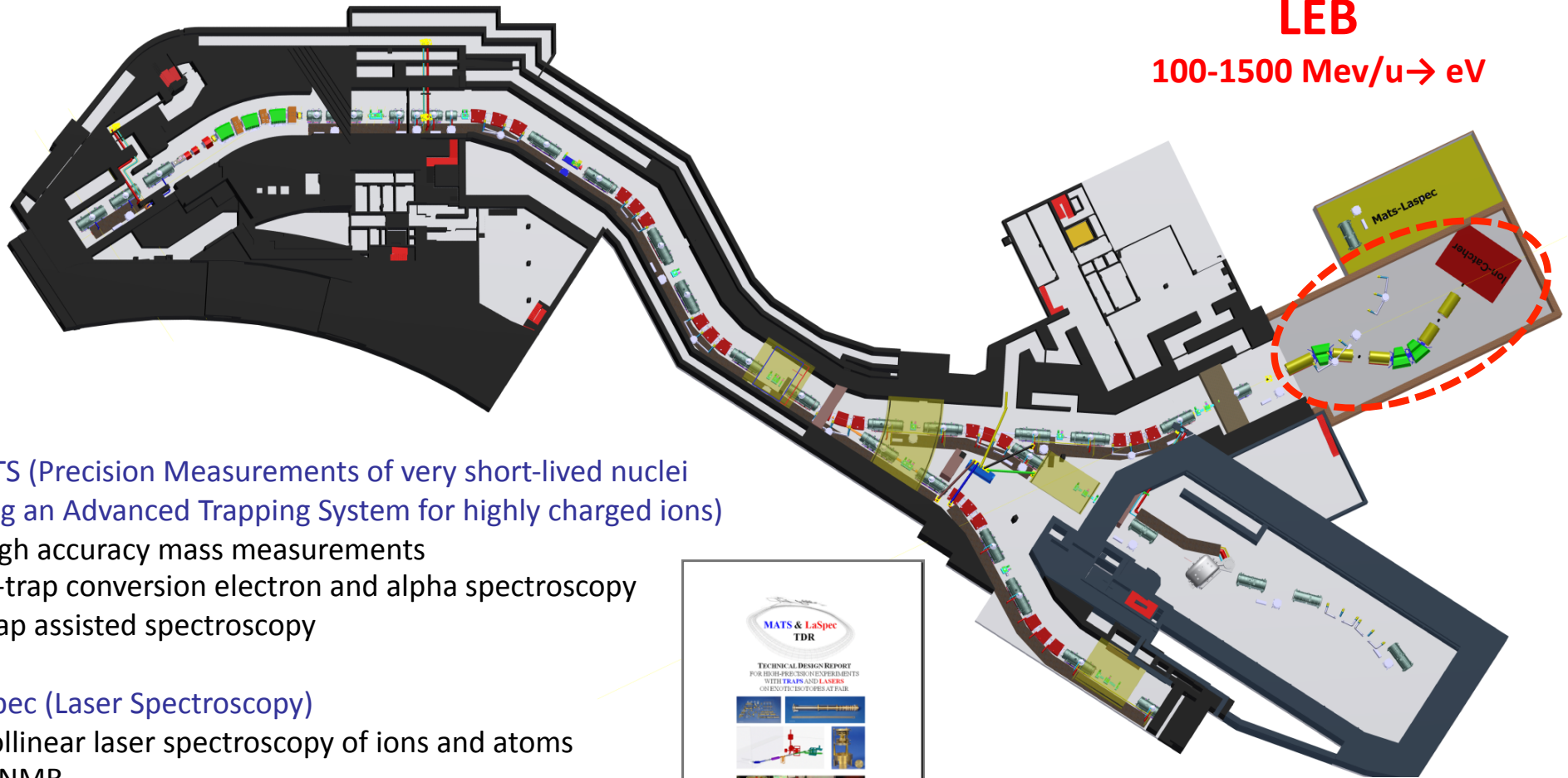
13-17 October 2014, Das Wormser

Motivation: Low Energy Branch of the Super-FRS

LEB: High-precision experiments with in-flight separated exotic nuclei almost at rest,
(production by projectile fragmentation / fission)

- universal and fast production
- high selectivity
- cooled exotic nuclei

LEB
100-1500 MeV/u \rightarrow eV



MATS (Precision Measurements of very short-lived nuclei using an Advanced Trapping System for highly charged ions)

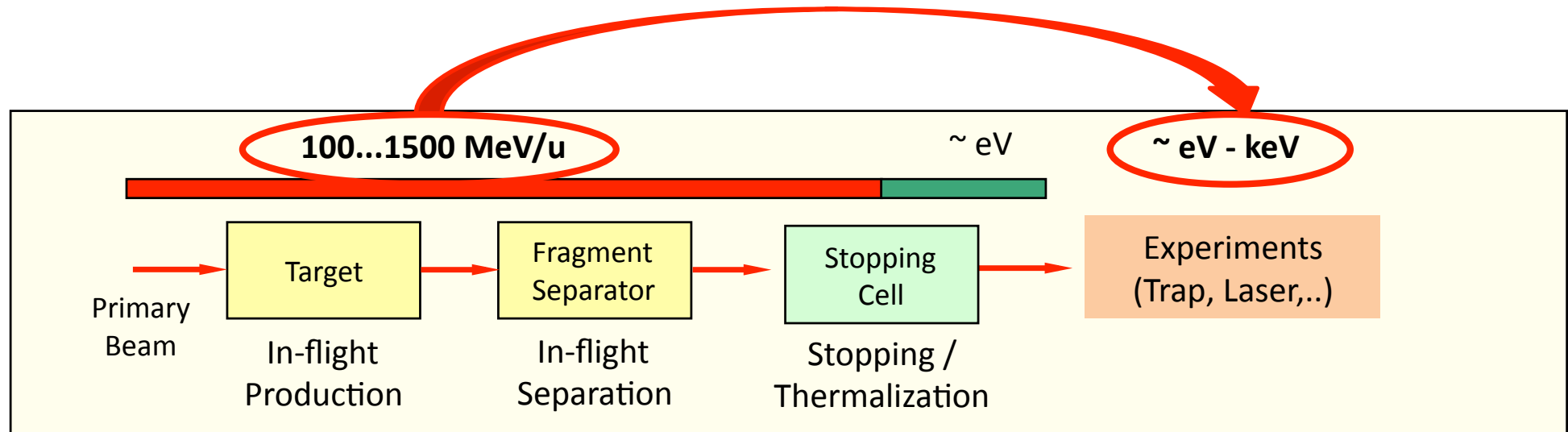
- High accuracy mass measurements
- In-trap conversion electron and alpha spectroscopy
- Trap assisted spectroscopy

LaSpec (Laser Spectroscopy)

- Collinear laser spectroscopy of ions and atoms
- β -NMR
- Resonance ionization spectroscopy



Low Energy Experiments at In-flight Facilities



Gas Cell Experiments – challenges

Efficient stopping

- Range straggling

- ➔ Momentum compression
- ➔ High density operation

Beam purity

- Adducts and molecules
- Isotopic/Isobaric contamination

- ➔ Cleanliness
- ➔ Mass separator

Efficient extraction

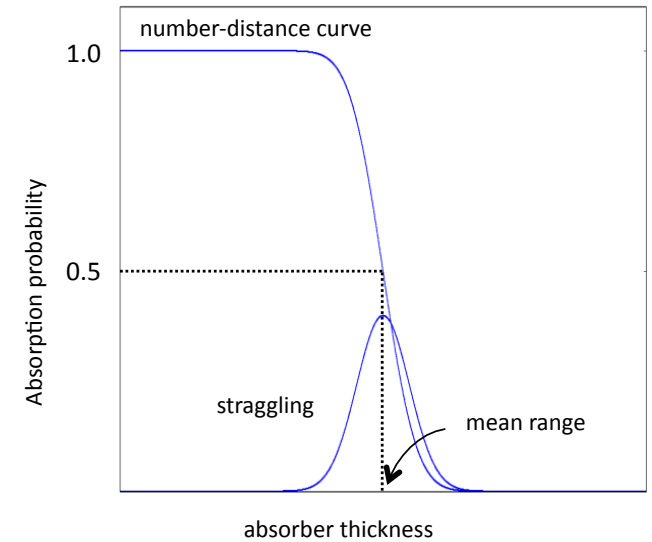
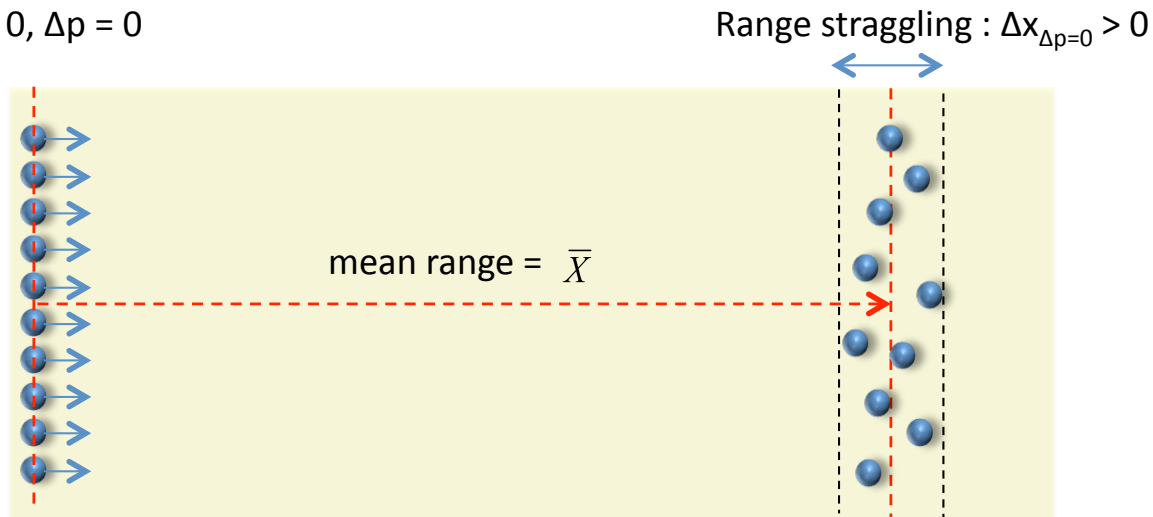
- Decay losses
- Recombination losses
- Space charge/Plasma effects

- ➔ Fast extraction
- ➔ Cleanliness
- ➔ High DC fields

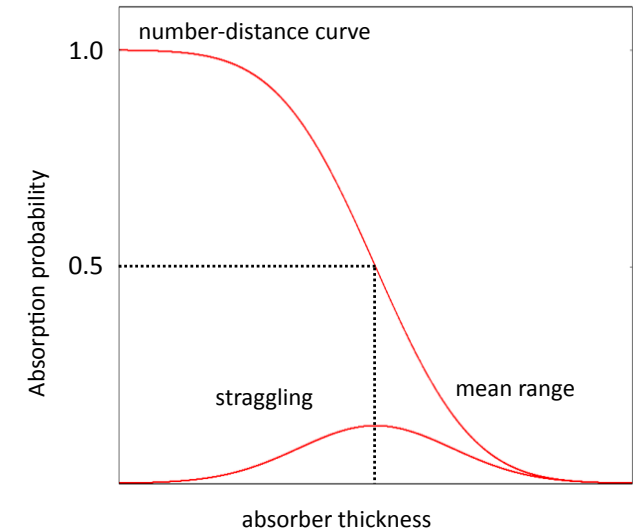
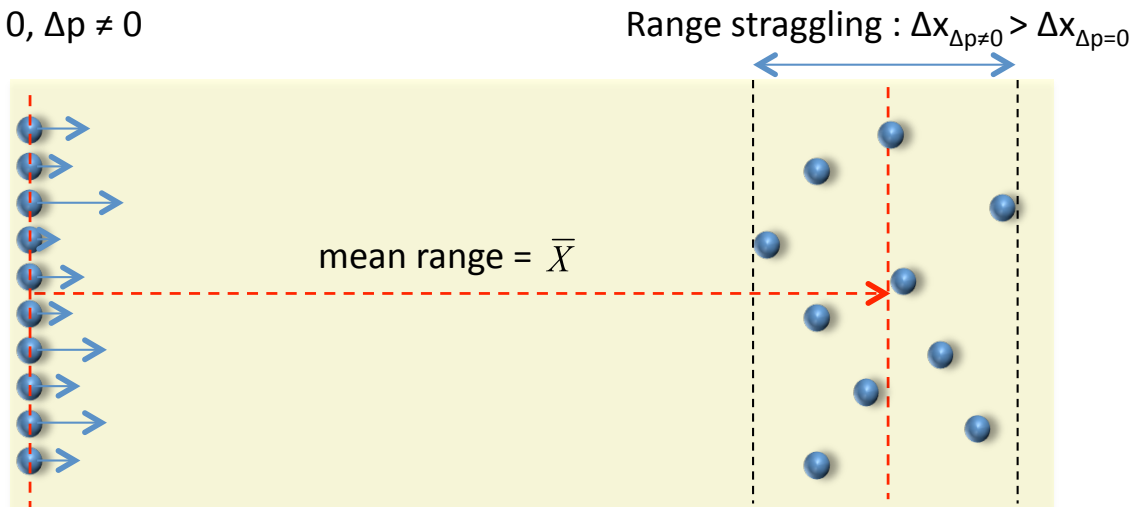
Efficient stopping

Range & range straggling

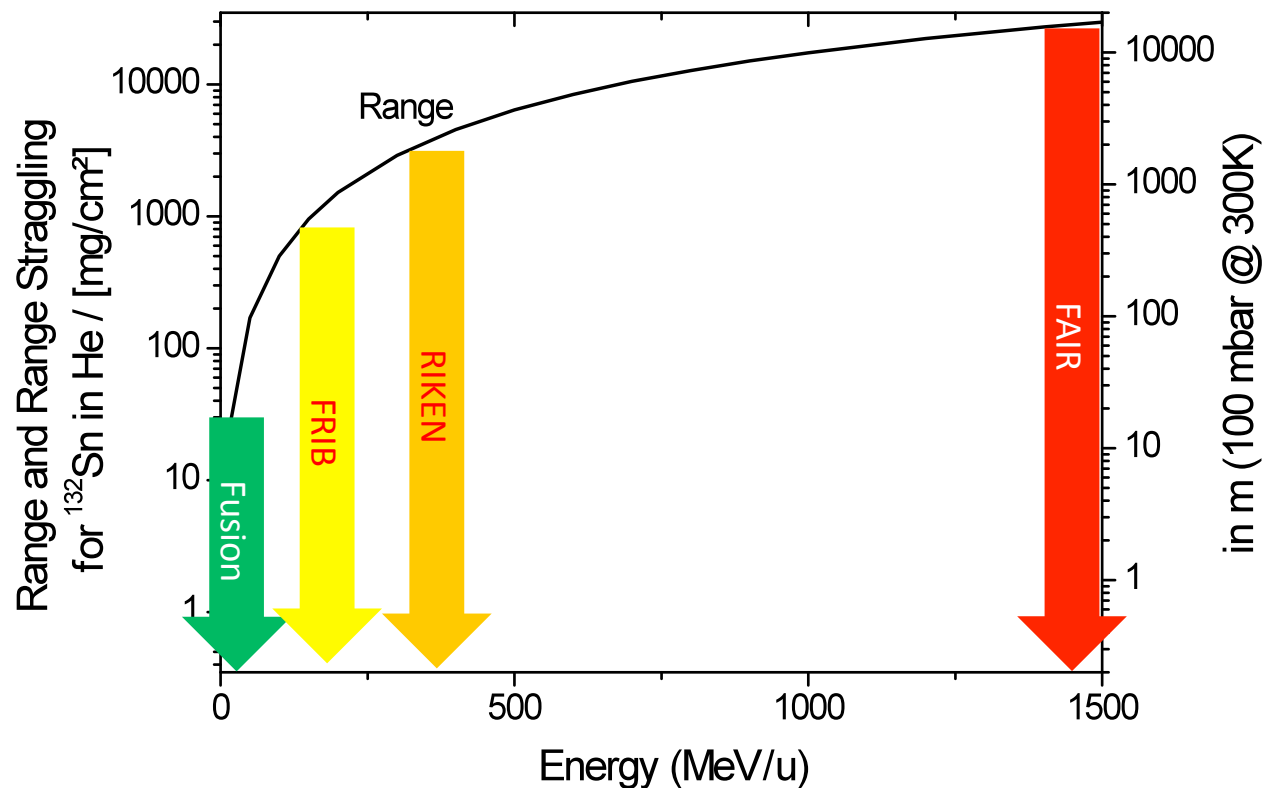
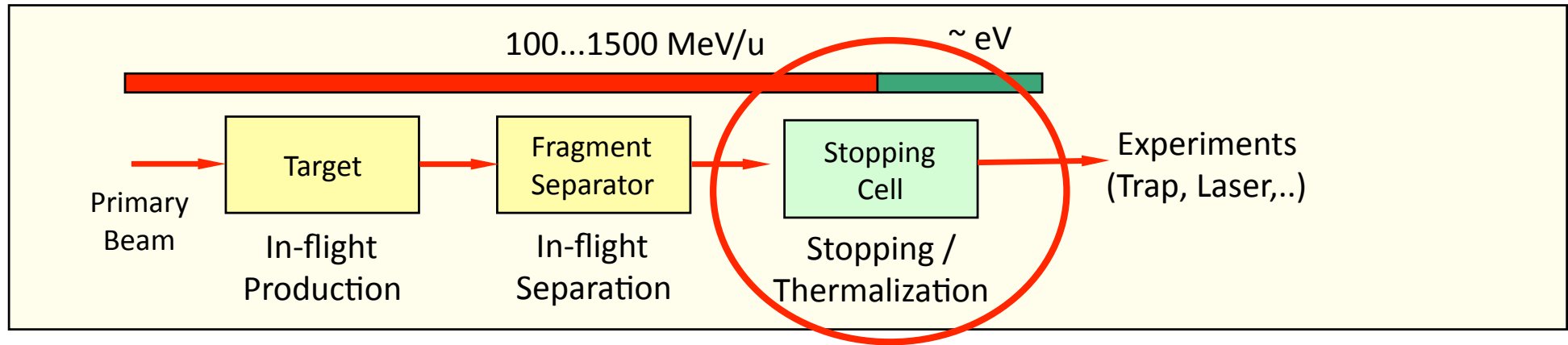
$$\Delta x = 0, \Delta p = 0$$



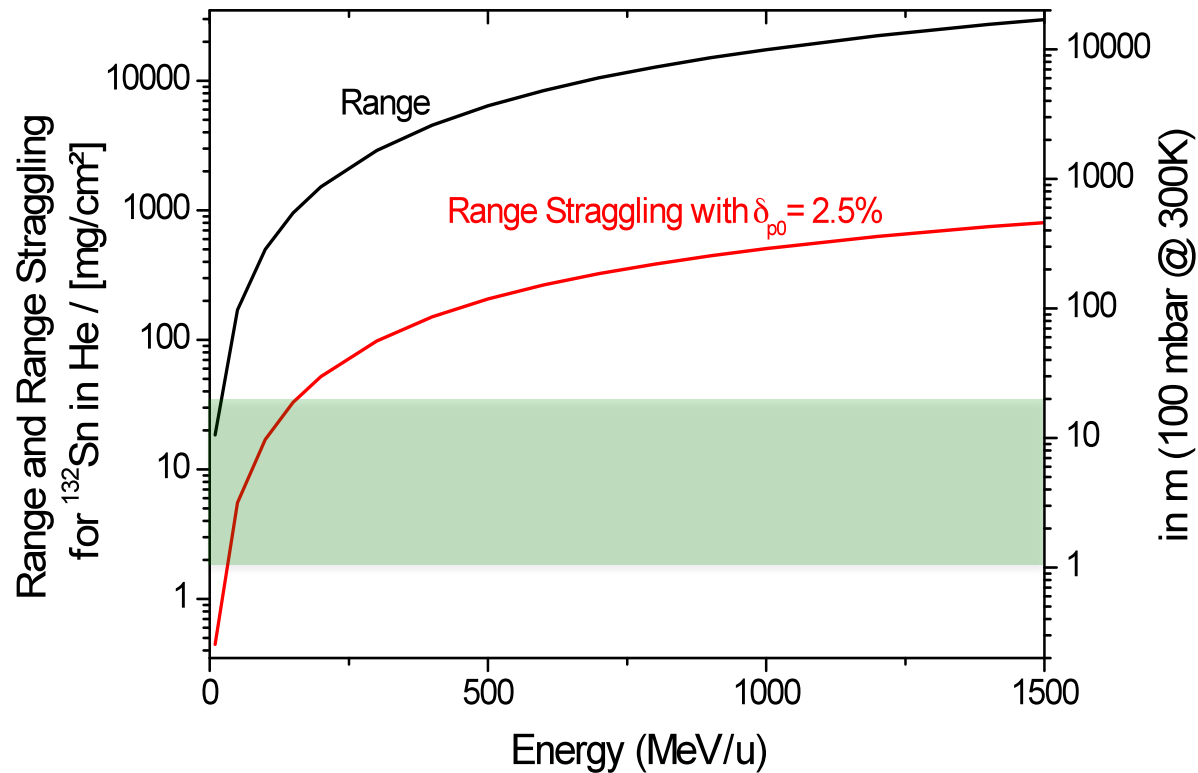
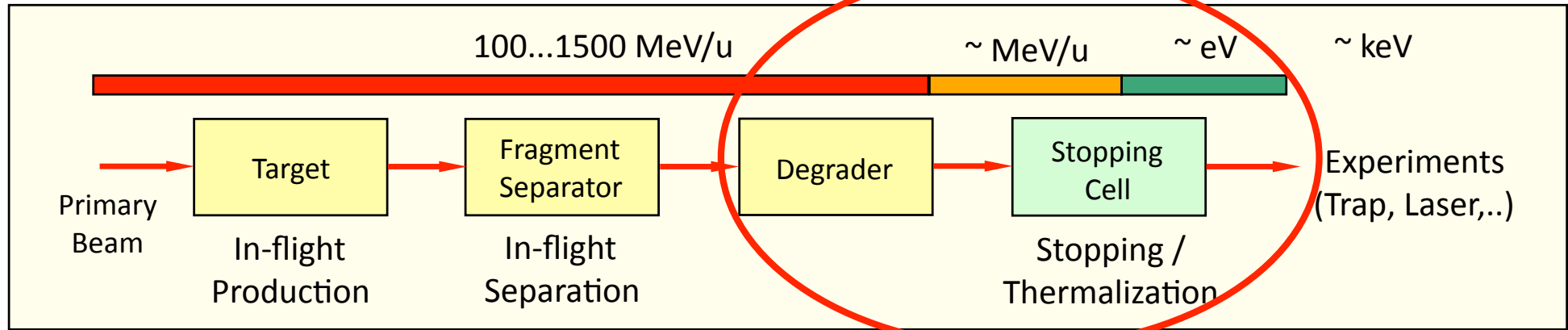
$$\Delta x = 0, \Delta p \neq 0$$



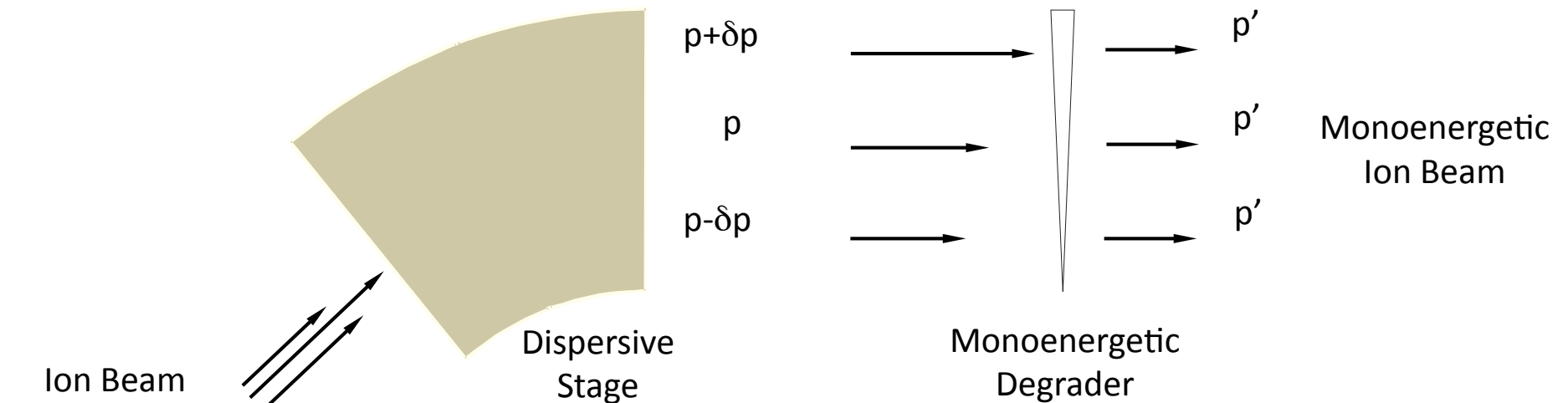
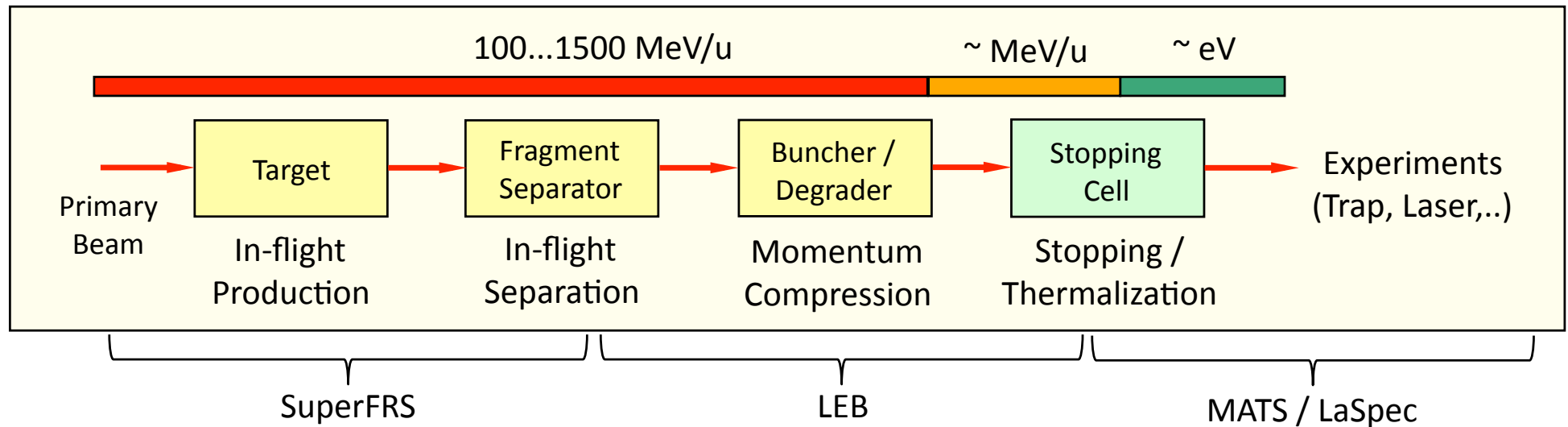
Low Energy Experiments at In-flight Facilities



Low Energy Branch (LEB) of Super FRS at FAIR

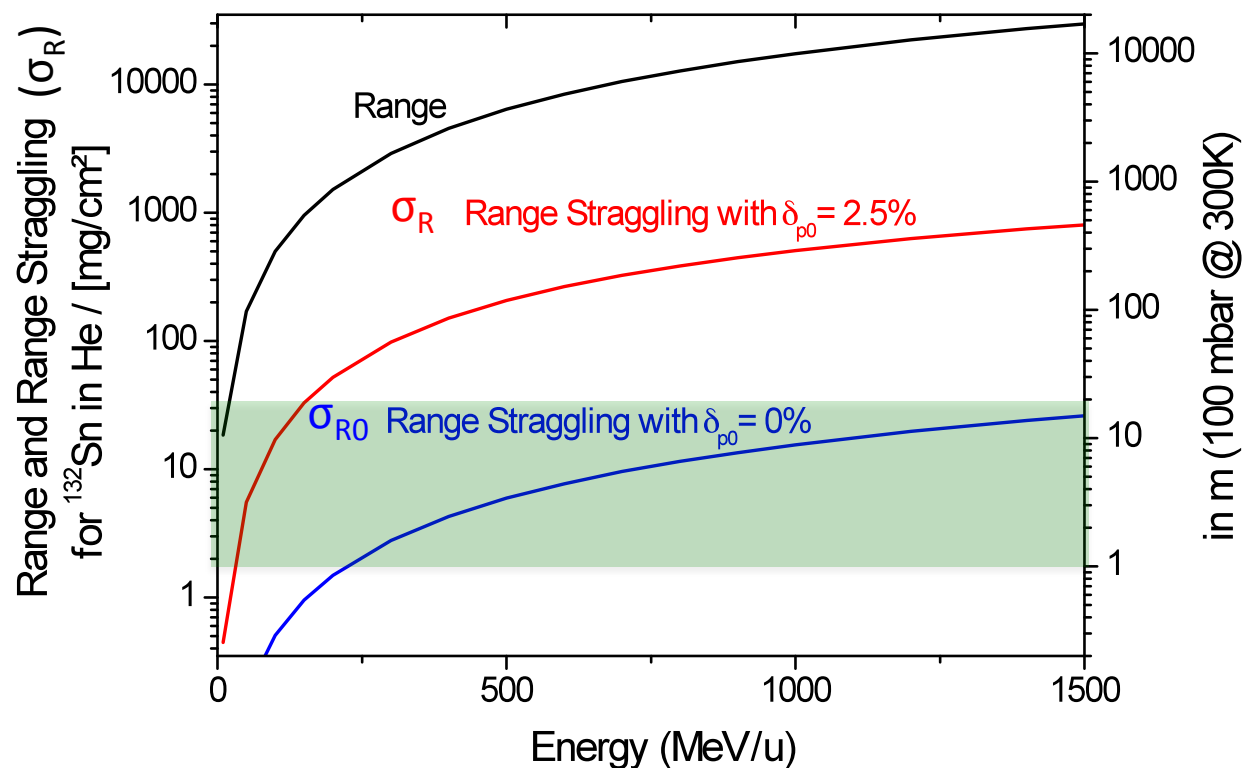
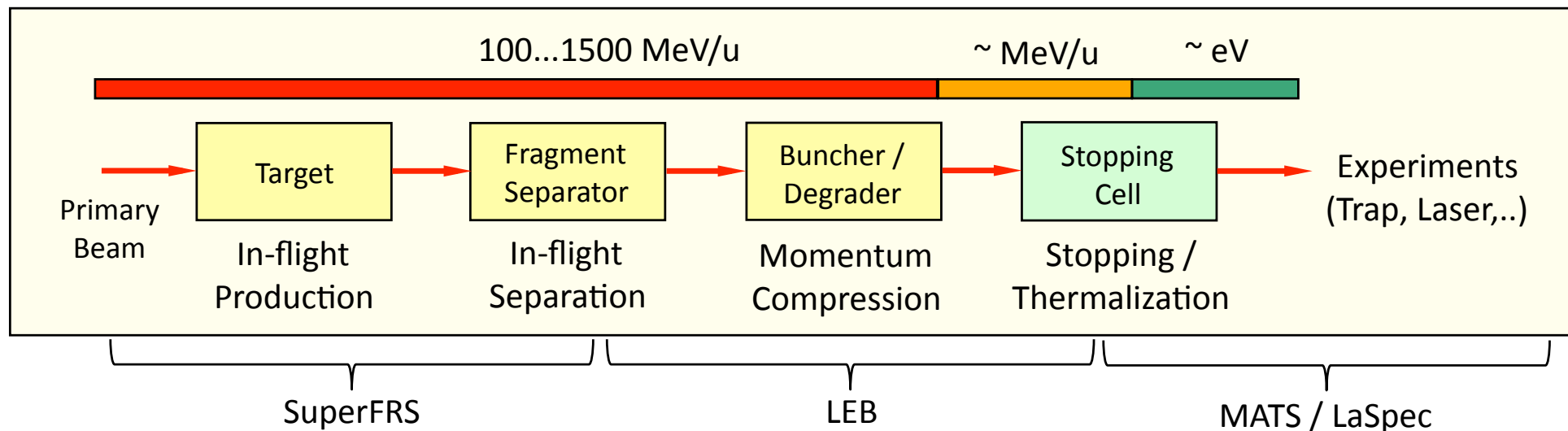


LEB: Momentum Compression



- Ion beam is spatially separated by its momentum in a dispersive stage
- Monoenergetic degrader reduces momentum spread
- Allows stopping in realistic amount of material

LEB: Momentum Compression



**Range bunching
at LEB of SFRS**



$\sigma_R / \sigma_{R0} = 0.2 - 0.3$

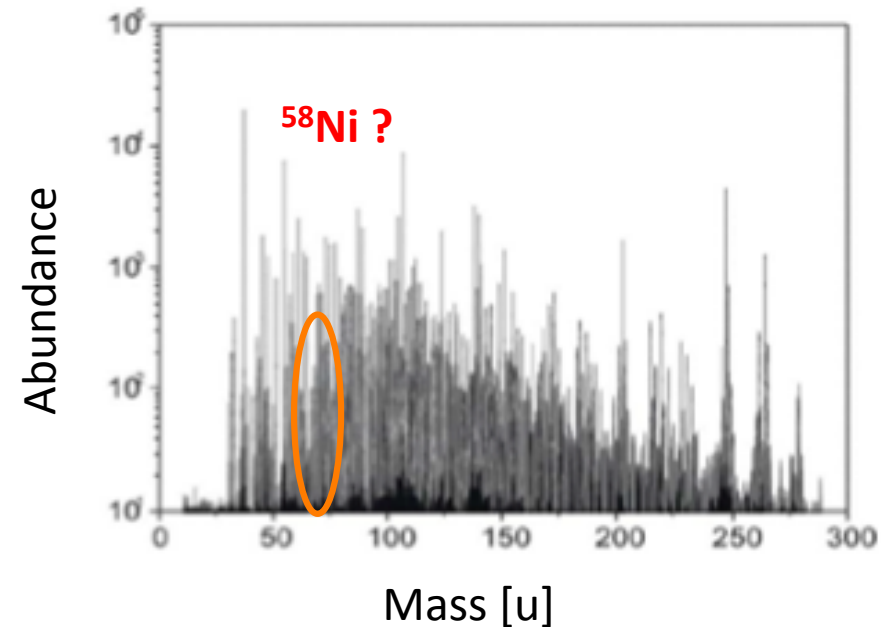
What's coming out from the Gas Cell?

Everything !!!

that transported by the RF repelling structure

- Adducts and molecules
- Isotopic/Isobaric contamination

Solution



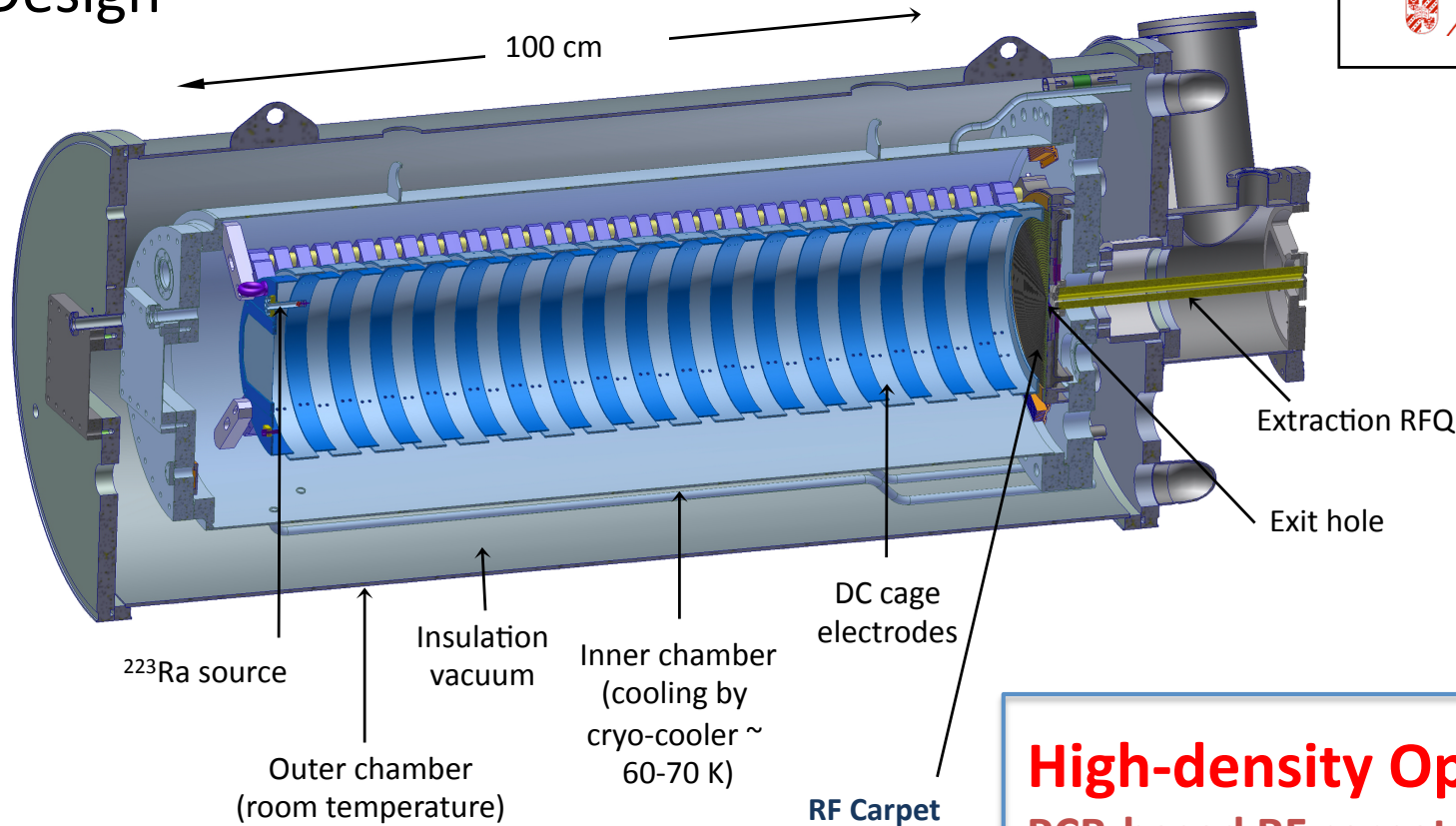
Cryogenic Operation → (buffer gas purification by Cryo-sorption)

Operate He-filled stopping cell at cryogenic temperature (~70 K)

- Ultra-pure helium (freezing-out of contaminants)
 - Ideal for ion survival, 2+ charge state possible
 - No formation of molecules/adducts
- Reduced radial ion diffusion
- Reduced requirements for cleanliness → easier, more flexible construction
- Operational reliability

Cryogenic Stopping Cell

Design




High-density Operation

PCB-based RF carpet

Small spacing → high RF repelling field

- High stopping gas densities
- Less complex construction than RF funnels

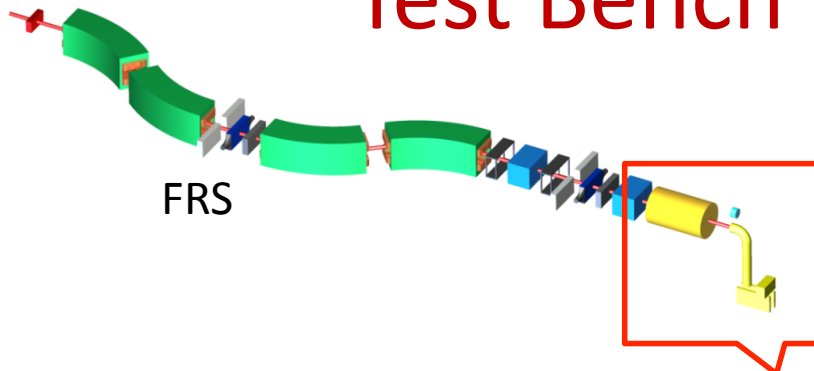


M. Wada et al., NIM B 204 (2003) 570

M. Ranjan et al., Europhys. Lett. 96 (2011) 52001

Test Bench for LEB of Super FRS @ FAIR


FRS Ion Catcher setup



Cryogenic stopping cell

Diagnostic unit

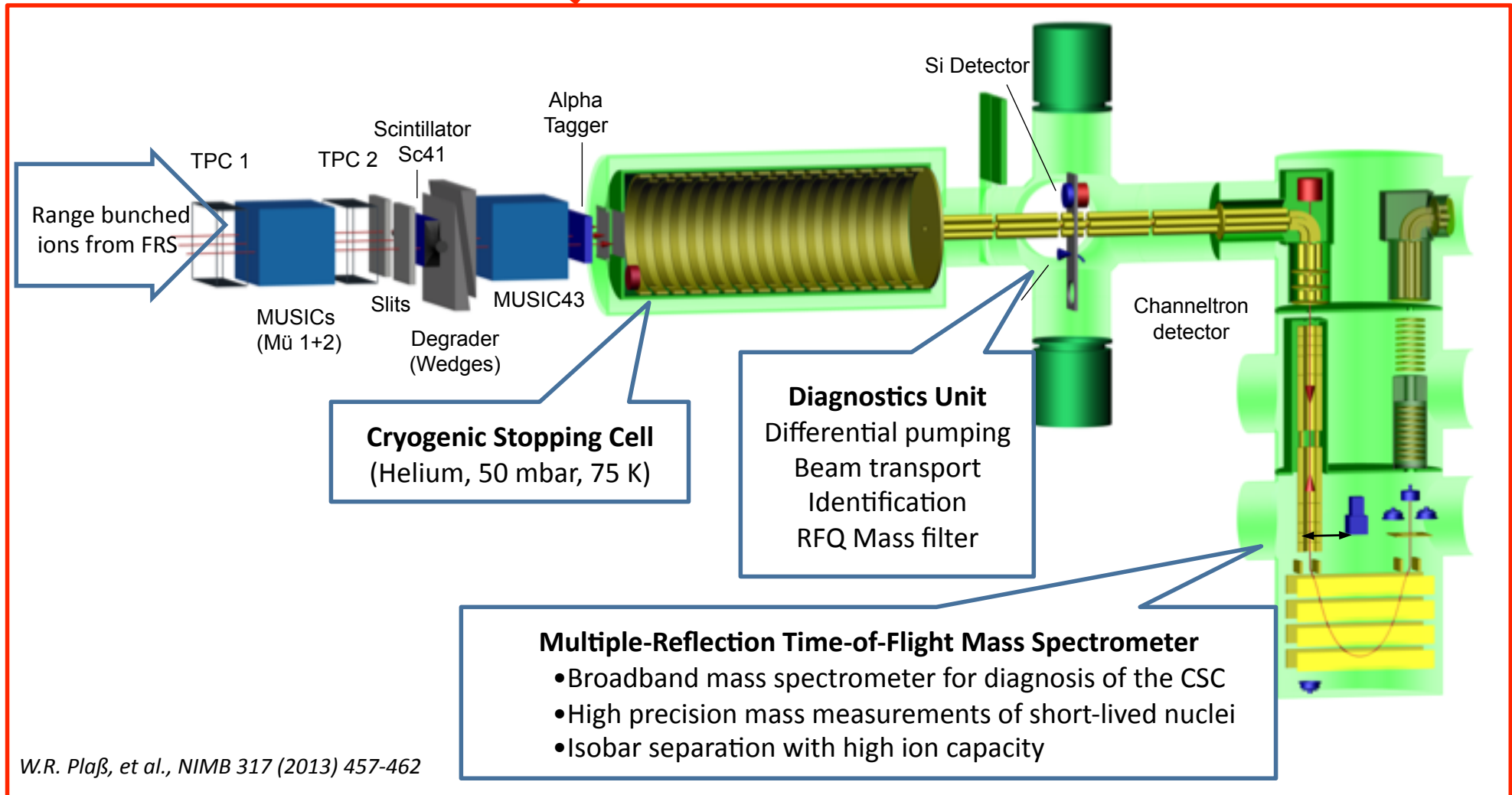
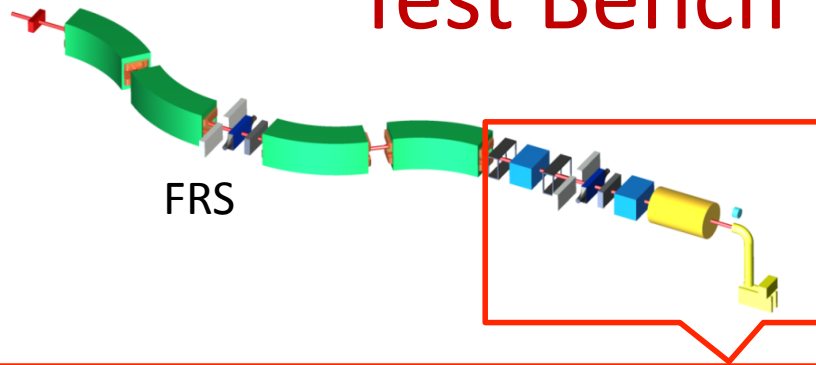
MRTOF-MS



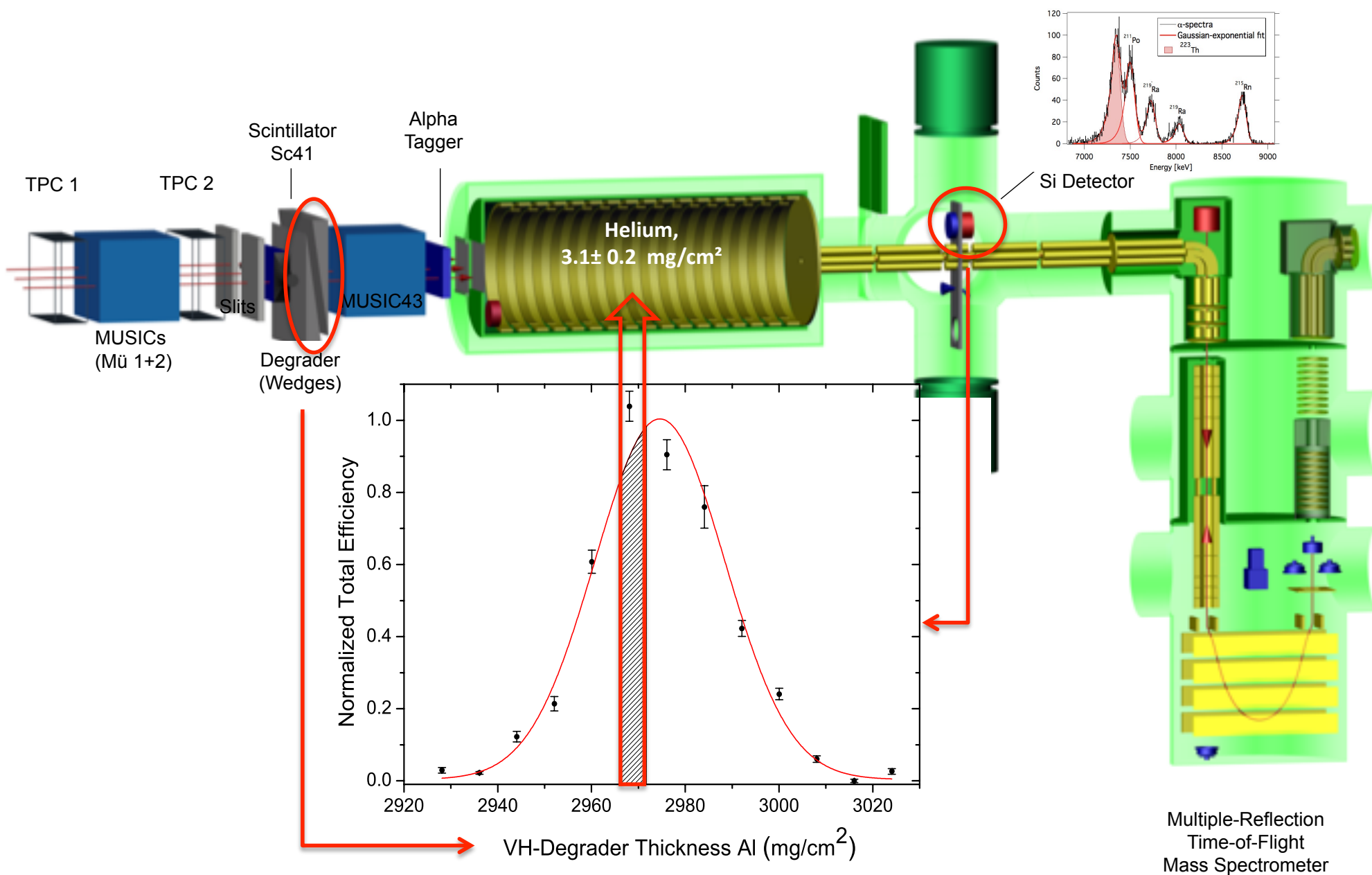
Cooling system

Test Bench for LEB of Super FRS @ FAIR

FRS Ion Catcher setup



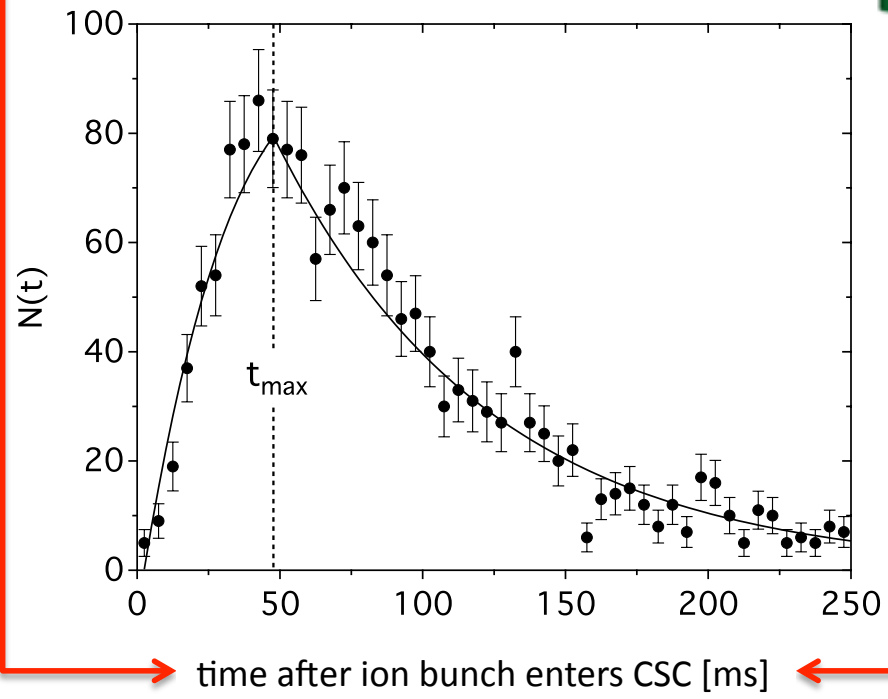
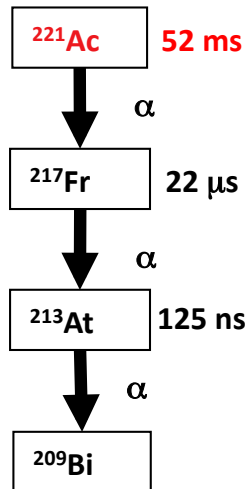

FRS Ion Catcher Results: Stopping Efficiency



Range distribution of ²²³Th

FRS Ion Catcher Results: Extraction time measurement

Pressure = 49 mbar, temperature = 74.5K
 DC field = 23.2 V/cm,
 Beam intensity = 1000 ions/spill (spill length 6ms)



extraction time

- off-line
~ 25 ms
- **on-line**
~ 24 ms
- Theory ($K_0=17.5 \text{ cm}^2/\text{Vs}$)
~ 27.5 ms

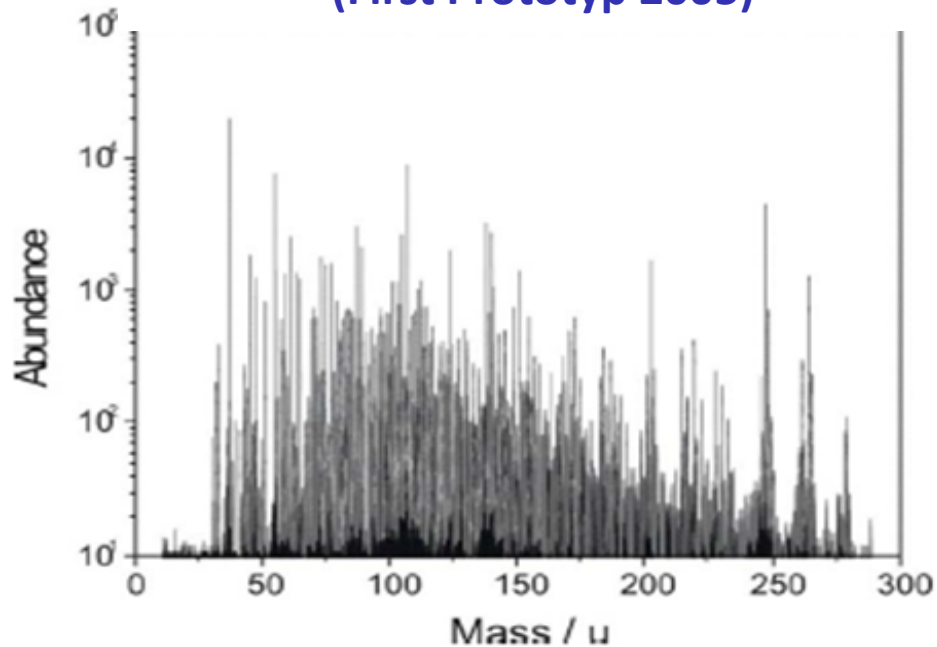
Scintillator time stamps

Si detector timing output

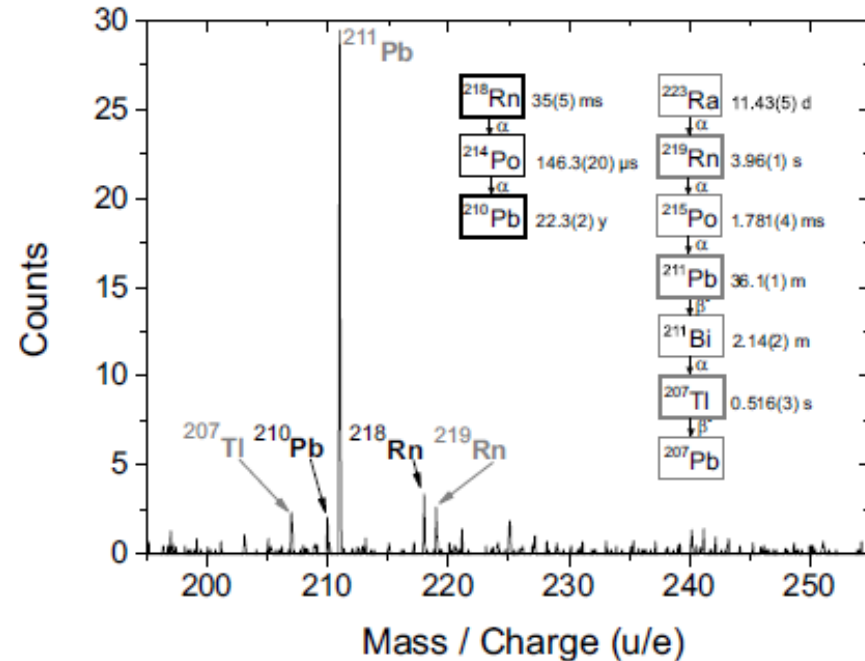
FRS Ion Catcher Results: Cleanliness of the CSC

MR-TOF-MS (Broadband Measurement)

Online with Beam
(First Prototyp 2005)



Online with ^{218}Rn Beam
and ^{223}Ra recoil source



- Broadband mass spectrometry is a necessity for quick and reliable operation of a stopping cell
- Molecular contaminants / adduct formation are not a problem for the cryogenic stopping cell

Many orders of magnitude cleaner compared to
2005 GSI experiment (ANL cell)

Recent Results: Stopping and Extraction Efficiencies

Stopping Cell Efficiencies for U-fragments (^{223}Th , ^{221}Ac , ^{219}Rn)

- Areal density up to 5 mg/cm² (He)
 - almost two times higher gas density compared to other stopping cells using an RF structure
- Stopping efficiencies up to 27%
 - unprecedented for relativistic ions
- Ion survival and extraction efficiencies up to 62%
 - compares favorably to other stopping cells world-wide
- Ion survival and extraction efficiencies are element-independent
 - inherent advantage over ISOL facilities
- Total efficiency up to 14.5 %
 - unprecedented for relativistic ions

Future plans

For 2014 beam time

- High intensity operation, space charge and plasma limitations
- Test with fission fragments (large emittance, low mass)

TDR for third generation stopping cell for LEB at FAIR

Acknowledgements

F. Amjad², S. Ayet², T. Dickel^{1,2}, P. Dendooven³, M. Diwisch¹, J. Ebert¹, A. Estrade², F. Farinon², H. Geissel^{1,2}, F. Greiner¹, E. Haettner¹, C. Jesch¹, N. Kalantar-Nayestanaki³, R. Knoebel², J. Kurcewicz², J. Lang¹, I. Moore⁴, C. Nociforo², M. Petrick¹, M. Pfuetzner², W.R. Plaß^{1,2}, S. Pietri², A. Prochazka², S. Purushothaman², M. Ranjan³, M.P. Reiter¹, A.-K. Rink¹, S. Rinta-Antila⁴, C. Scheidenberger², M. Takechi², Y. Tanaka², H. Weick², J.S. Winfield², M.I. Yavor⁵

¹ II. Physikalisches Institut, Justus-Liebig-Universität Gießen, Gießen, Germany

² GSI Helmholtzzentrum für Schwerionenforschung, Darmstadt, Germany

³ KVI, University of Groningen, The Netherlands

⁴ University of Jyväskylä, Jyväskylä, Finland

⁵ Institute for Analytical Instrumentation, RAS, St. Petersburg, Russia



Funding:


Univ. Groningen and GSI,

HGF and GSI (VH-NG 33), GSI F&E (GIMET2)

BMBF (06GI185I, 06GI9114I, 05P12RGFN8)

State of Hesse (LOEWE Center HIC for FAIR)

JLU and GSI (JLU-GSI strategic Helmholtz partnership agreement)



C. Jesch

Stopping Cell Design

Cryogenic Operation → (buffer gas purification by Cryo-sorption)

Operate He-filled stopping cell at cryogenic temperature (~70 K)

- Ultra-pure helium (freezing-out of contaminants)
 - Ideal for ion survival, 2+ charge state possible
 - No formation of molecules/adducts
- Reduced radial ion diffusion
- Reduced requirements for cleanliness → easier, more flexible construction
- Operational reliability


P. Dendooven et al., NIM A 558 (2006) 580

S. Purushothaman et al., NIM B 266 (2008) 4488

High-density Operation

Use RF structure with small spacing to achieve high RF repelling field
(PCB-based RF carpet instead of RF funnel)

- High stopping gas densities
- Less complex construction than RF funnels



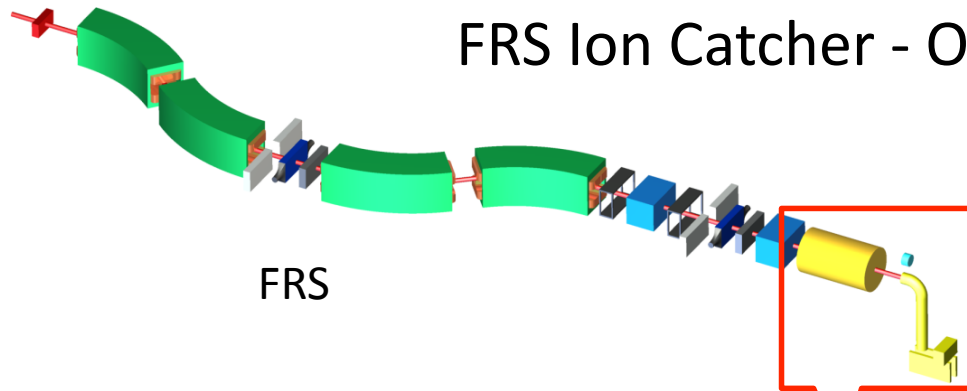
M. Wada et al., NIM B 204 (2003) 570

M. Ranjan et al., Europhys. Lett. 96 (2011) 52001

Diameter:	250 mm
Electrode spacing:	0.25 mm

Test Bench for LEB of Super FRS @ FAIR

FRS Ion Catcher - Online in October 2011 and July 2012




FRS

Cryogenic stopping cell

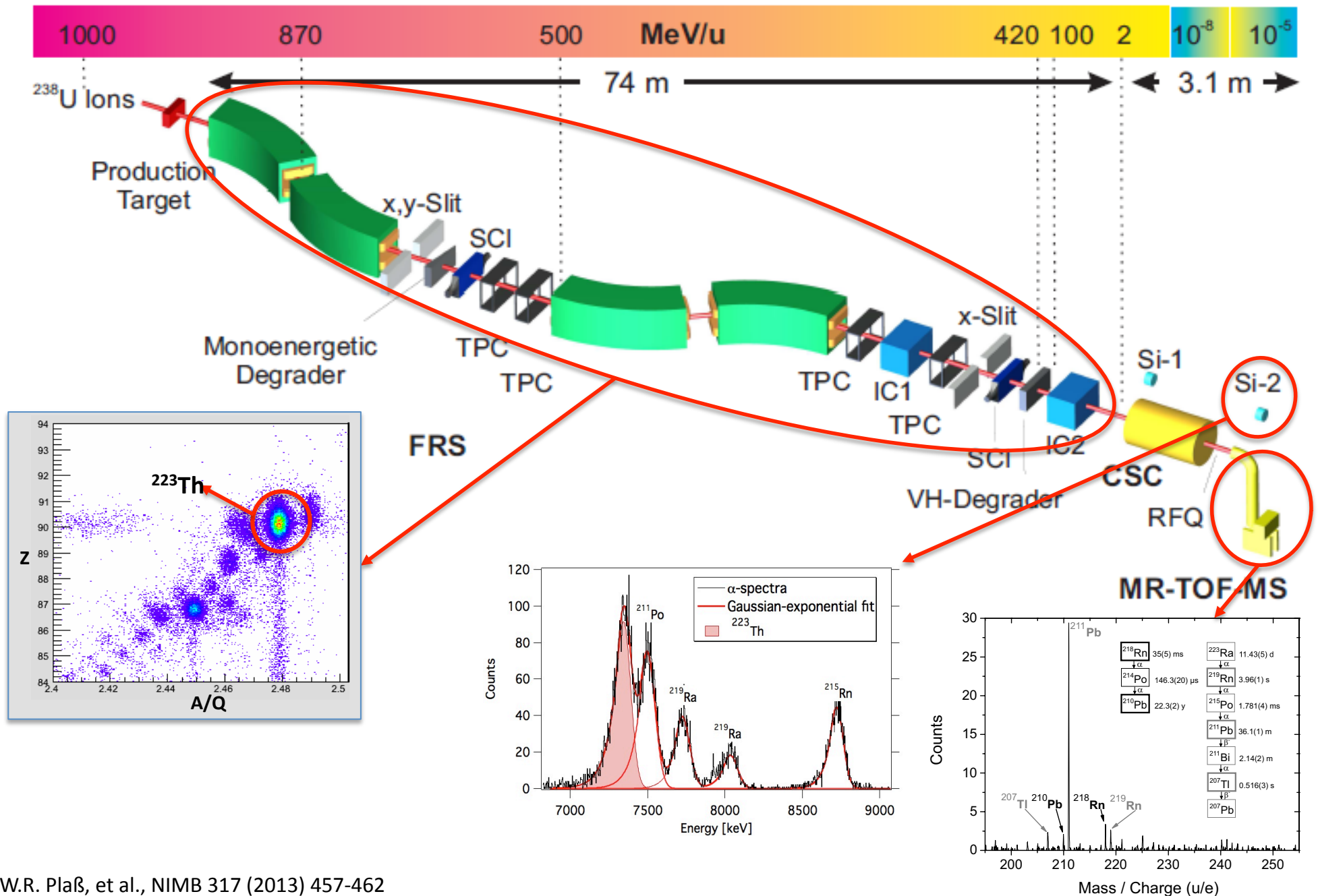
Diagnostic unit

MRTOF-MS



Cooling system

FRS ion catcher setup (a test bench for LEB at FAIR)



Novel Concept: High Density Stopping Cell

Large axial DC field → fast extraction

$$v_z = K \times E_z^{\text{DC}}$$

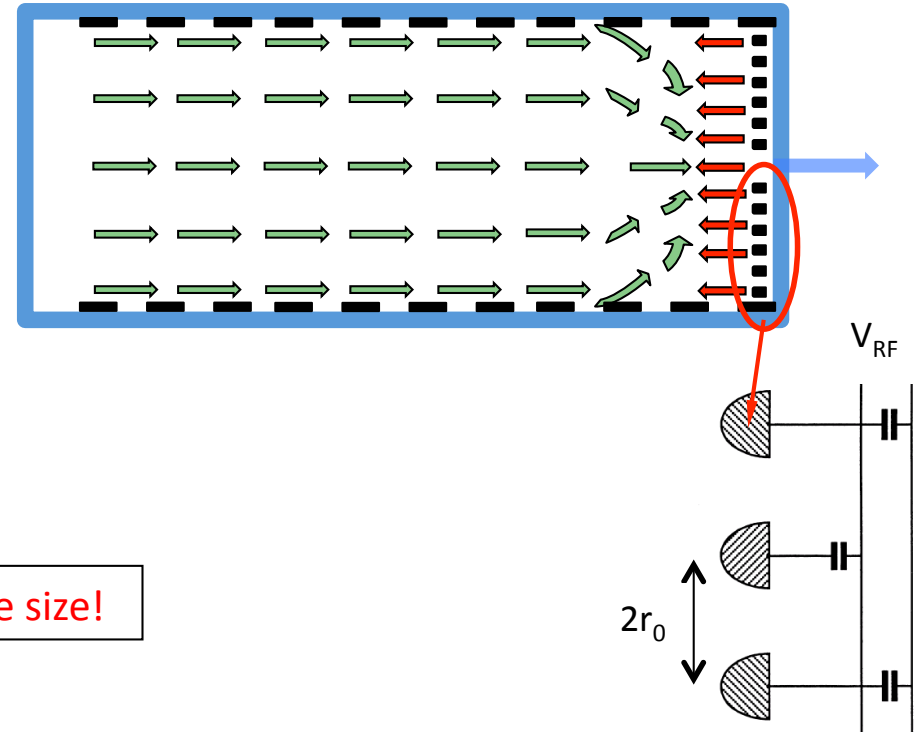
Effective RF field repels ions from electrodes

limited by discharges

$$E_{\text{eff}} \propto K^2 \frac{m V_{\text{RF}}^2}{q r_0^3} \propto \frac{qm V_{\text{RF}}^2}{n^2 r_0^3}$$

reduce structure size!

high gas density → reduction of effective field




Use RF structure with small spacing (PCB-based RF-carpet) to achieve high RF repelling field

(4 electrodes/mm compared to 1 electrode/mm)

- High stopping gas densities
- Less complex construction than RF funnels

A. Tolmachev, *Int. J. Mass Spectrom.* 203 (2000) 31

M. Wada et al., *NIM B* 204 (2003) 570



Efficient stopping

Range & range straggling

