



Università
di Genova



The ARC compact RICH detector: reconstruction and performance

Serena Pezzulo

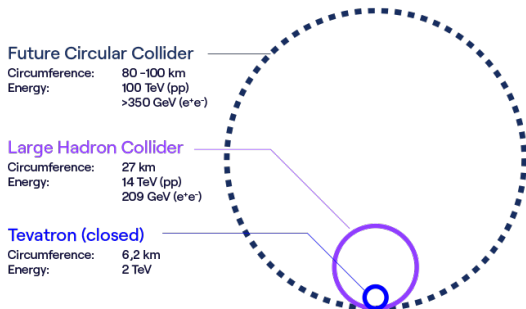
University and INFN Genova

on behalf of those
working on the ARC concept

Sep 16, 2025

Motivation

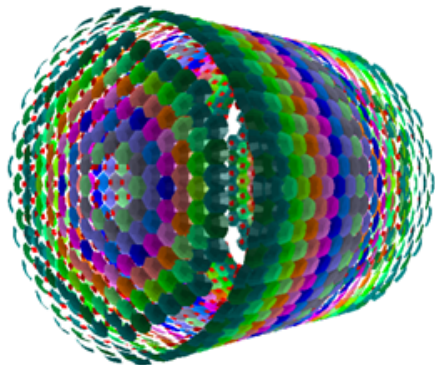
- FCC-ee will produce copious heavy flavour hadrons
- World class flavour physics programme is possible if one can have excellent **particle identification** (PID) and in particular hadron separation
- PID is crucial for B decay children (1-40 GeV), τ decays, and jet tagging in Higgs, top and W physics



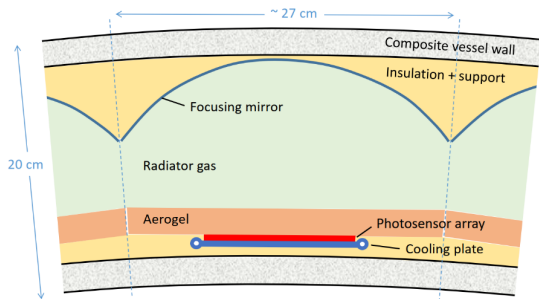
The ARC concept

ARC (**A**rray of **R**ich **C**ells) is a proposed RICH detector for the FCC (or another Higgs factory)

- First presented by R. Forty at [FCC week 2021](#)
- Lightweight and compact solution for PID
- Specifically adapted for the [CLD](#) experiment, occupying 10% of the tracker volume:
 - Dimensions: 20 cm radial depth, 2.1 m radius, 4.4 m length
 - Material budget targeted below $0.1X_0$
- Cellular in design, with each cell functioning as an independent RICH detector cell



ARC single cell geometry




- Two radiators: C_4F_{10} (or a more eco-friendly alternative) + **aerogel** (for low **p** tracks)
- Spherical focusing mirror
- Photosensor array: most suitable candidates are Silicon Photomultipliers (SiPMs) arrays with cooling plates
- Aerogel also as thermal insulator between SiPM array and gas radiator

Goal: Construct prototype of single cell within the [DRD4 collaboration](#)

Simulation of a single cell

- Simulations performed inside **Key4Hep** framework
- Cherenkov photons are emitted in the two radiators and focused with a spherical mirror onto a photosensor plane (red volume)
- Each radiator produces a distinct pattern of Cherenkov light, resulting in **two separate rings**



Silicon Photomultipliers

SiPMs: compact, highly sensitive light detectors capable of detecting single photons

- SiPM array with $0.5 \text{ mm} \times 0.5 \text{ mm}$ pixel
- PDE curve at Overvoltage=10V is considered




Figure: SiPMs matrix, 3 mm x 3 mm pixels

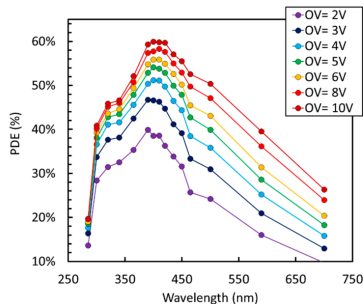


Figure: PDE vs Wavelength
for FBK SiPMs

doi.org/10.3390/s19020308

Cherenkov angle reconstruction

The **local pattern recognition method**, originally described by R. Forty and O. Schneider [LHCB/98-040] is implemented in a **Gaudi algorithm (ARCalg)**

- Cherenkov angle reconstruction for each photon relies on track information provided by the tracking system

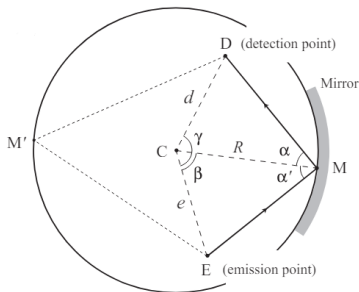


Figure: RICH pattern recognition - Forty, R W ; Schneider, O

$$4e^2 d^2 \sin^4 \beta - 4e^2 d_y R \sin^3 \beta + (d_y^2 R^2 + (e + d_x)^2 R^2 - 4e^2 d^2) \sin^2 \beta + 2ed_y(e - d_x)R \sin \beta + (e^2 - R^2)d_y^2 = 0$$

- Emission point (**E**) is approximated at the midpoint of the track in the radiator
- The equation has two real solutions corresponding to **M** and **M'**

$$\rightarrow \mathbf{p} = EM/|EM|, \cos \theta_c = \mathbf{p} \cdot \mathbf{t}$$

Cherenkov Angle Reconstruction

- Currently using a **local approach** on a **single cell**:
 - Fast, identifies hits per track via θ_c peaks
 - might be limited by background contamination from other tracks
- For the **entire detector**, a **global approach** may be needed (implementation in the ARCalg on-going):
 - Fits θ_c of all tracks simultaneously
 - Handles cross-contamination but involves complex multi-parameter fits
 - Uses a **PID likelihood function** to combine Cherenkov angle measurements across multiple tracks

$\pi/K/p$ particle separation

Estimated the number of standard deviation of separation between π and K (also p/K and p/ π)

- **Number of standard deviations (estimated from simulations)** of separation between two different particle types:

$$N_{\sigma} = \frac{|\theta_1 - \theta_2|}{\sqrt{\left(\frac{\sigma_1}{\sqrt{N_1}}\right)^2 + \left(\frac{\sigma_2}{\sqrt{N_2}}\right)^2}}$$

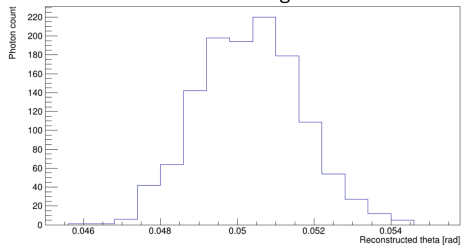
where σ_1 and σ_2 are the total errors relative to the Cherenkov reconstructed angles while N_1 and N_2 are the average number of detected photons per track

- **Number of standard deviations (expected):**

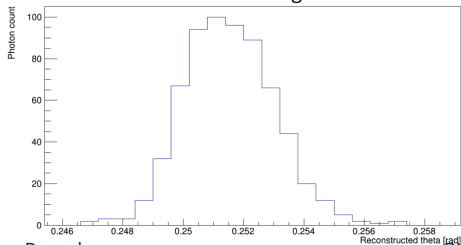
$$N_{\sigma} \approx \frac{m_1^2 - m_2^2}{2p^2 \sigma_{\theta_c} \sqrt{n^2 - 1}}$$

Results - C₄F₁₀ + aerogel

Total error gas



Total error aerogel

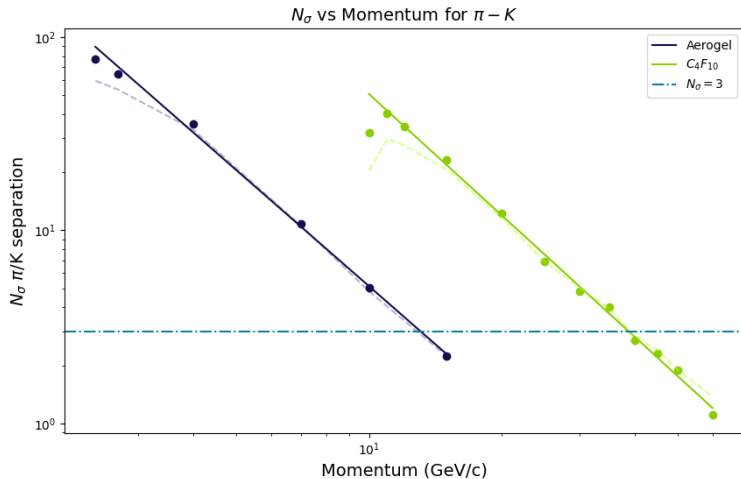


	Total error [mrad]	Photon yield
Gas	1.3	14
Aerogel ^a	1.5	7

Kaon particle gun @ 45 GeV


^a 1 cm layer, n= 1.03

π/K particle separation - C_4F_{10} + aerogel



Separation above the threshold ($N_\sigma = 3$) up to 13 GeV/c for aerogel and 40 GeV for C_4F_{10}

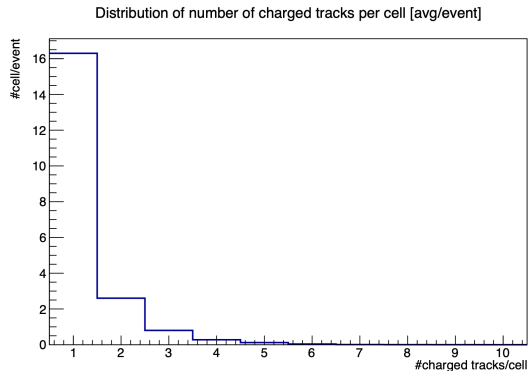
Reconstruction with Track Multiplicity



- The reconstruction algorithm has not been extended yet to the whole detector but **preliminary full simulations** are ongoing
- Occupancy studies based on $H \rightarrow s\bar{s}$

Reconstruction with Track Multiplicity

- Preliminary studies show that approximately 80% of cells are crossed by a **single track** per bunch crossing
- A non-negligible fraction of cells are crossed by **multiple tracks**, which introduces potential reconstruction ambiguities



Two-Track Scenarios - preliminary

GPS: π @ 30 GeV + k @ 10 GeV

Pixel ID

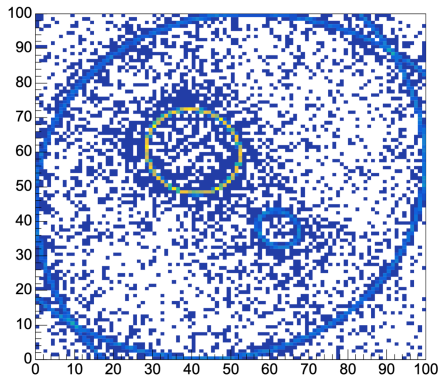
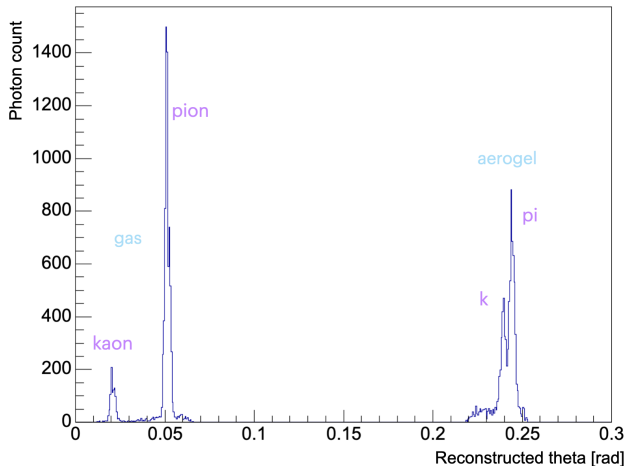


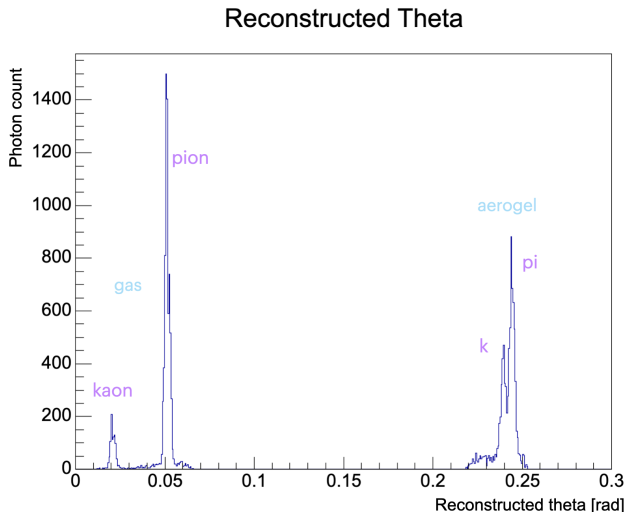
Figure: Photon hits on the photosensors in the x-y plane

Reconstructed Theta



Two-Track Scenarios - preliminary

- The algorithm successfully identifies the Cherenkov peaks
- The **angular resolution** is comparable to that in the single-track case
- Next steps: test the algorithm in varied multi-track scenarios, evaluate the **peak separation power**



Magnetic field implementation

- The ARC was adapted for **CLD**, which features a magnetic field of **2-3 T**
- The first iteration of the reconstruction algorithm assumes **straight tracks**, which breaks down in the presence of a magnetic field
- Must be updated to reconstruct **helical trajectories**, especially important at low momentum where curvature effects are more pronounced

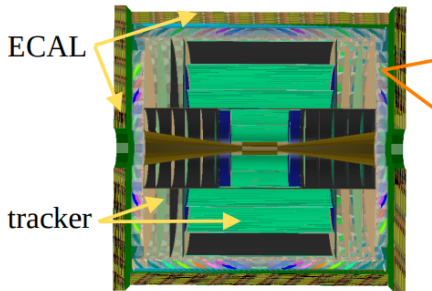


Figure: CLD option 3: ARC between the tracker and ECAL

Magnetic field implementation

- The Cherenkov angle is calculated as $\cos\theta = \mathbf{p} \cdot \mathbf{t}$, where \mathbf{p} is extrapolated from the quartic equation and \mathbf{t} is the direction of the emitting particle
- The vector \mathbf{t} is no longer taken as the initial shooting direction, but is instead evaluated as the **tangent to the helix** at the estimated emission point

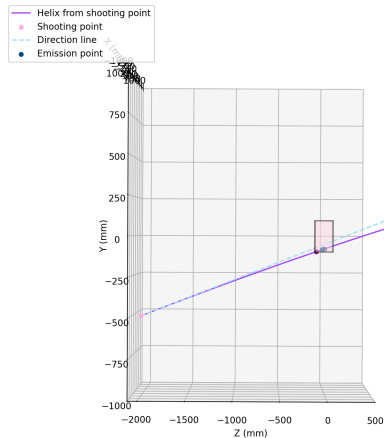
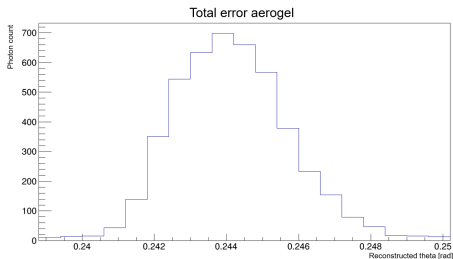
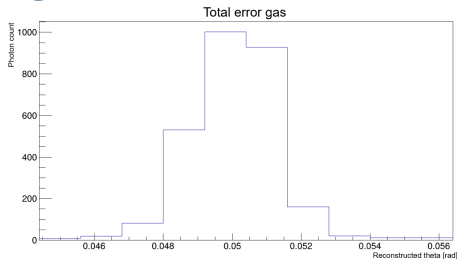


Figure: π @ 10 GeV crossing an ARC cell

Magnetic field - results



	Total error [mrad]		
	2 T	3 T	No magnetic field
Gas	1.3	1.3	1.3
Aerogel	1.6	1.6	1.6

Pion particle gun @ 10 GeV, $\sim 25^\circ$ angle with respect to the MF direction

Conclusions

- Particle separation power was studied for C_4F_{10} and aerogel, showing good performance in the 2–40 GeV/c range for $\pi - K$ separation
- Performance was evaluated for **magnetic fields** between 2 and 3 T, showing minimal or no degradation
- Alternative **environmentally friendly** radiators have been investigated [ECFA '24]
- The Genova group is also developing a prototype of the module with the integrated cooling that will host the SiPM (See [Roberta's talk](#) on Friday)
- **Next Steps:**
 - Extend simulations to the entire ARC detector
 - Test the algorithm in **multi-track scenarios** with varied configurations and track angles and evaluate the peak separation power with the **magnetic field** enabled
 - Develop and implement a **global PID likelihood approach**



Università
di Genova



Thank you for the attention!

Serena Pezzulo

University and INFN Genova

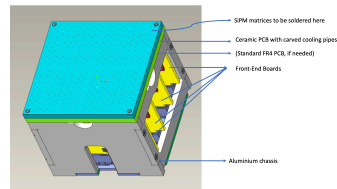
on behalf of those
working on the ARC concept

Sep 16, 2025

SiPMs housing module

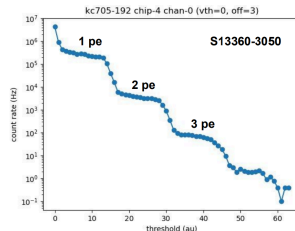

Prototype module is designed to house SiPMs, featuring **integrated active cooling**: collaboration with LHCb-RICH and under **DRD4 collaboration**

- Build on the LHCb-RICH Elementary Cell (EC) [[arXiv:2305.10515](https://arxiv.org/abs/2305.10515)]
- Integrated active cooling using Ceramic PCB with fluid coolant circulation

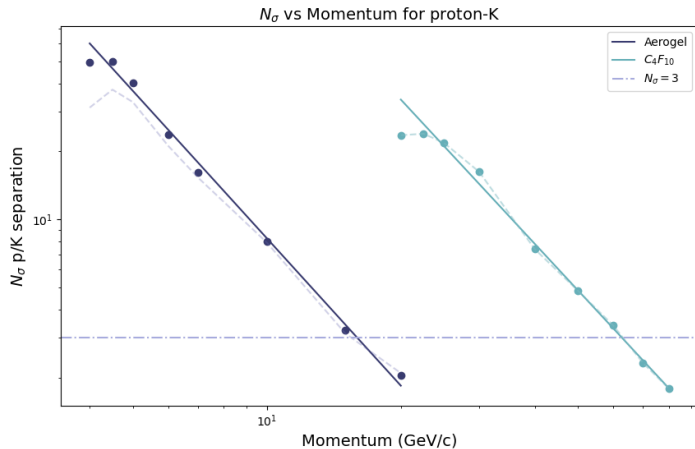


Readout by **ALCOR v2** (32 channels), collaboration with INFN-TO and INFN-BO under the DRD4 Collaboration

- PCB adapter to integrate the EC with ALCOR v2 (developed in Genova)
- Setup is functional and tests are ongoing



K/p particle separation - C₄F₁₀ + aerogel



Separation above the threshold ($N_\sigma = 3$) up to 16 GeV/c for aerogel and 63 GeV for C₄F₁₀

Simulation Framework

ARC Simulations performed inside **Key4Hep** framework. The tools used for a full simulation include:

- **DD4hep**: Defines the detector geometry and material properties
- **Geant4**: Simulates interactions with the detector, including optical photon interactions
- **Monte Carlo Generators / Particle Gun**: Used for generating events
- **Gaudi functional algorithms**: Used for digitization and reconstruction

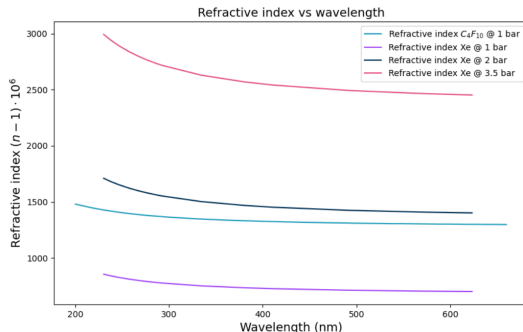
Alternative Radiator gas

With HFCs set to be banned by 2050, it is crucial to explore more environmentally friendly alternatives

- Xenon could be suitable, but must be pressurized to achieve sufficient photon yield → higher total error, the vessel needs to be reinforced

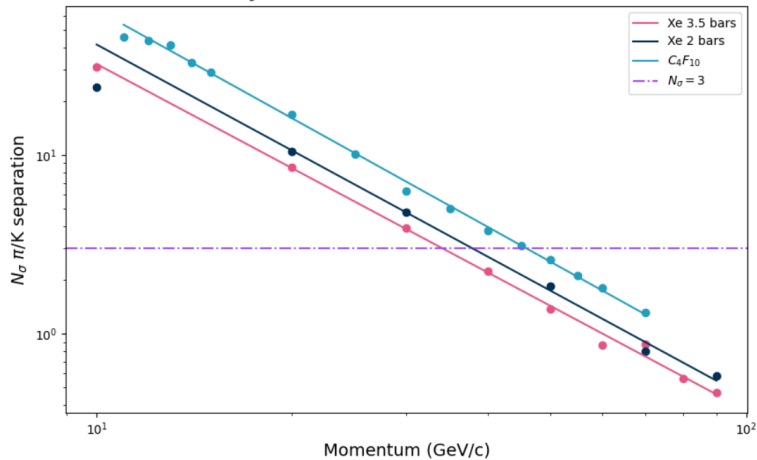
Radiator	Photon yield	Total error [mrad] ^a
C ₄ F ₁₀ @ 1 bar	19	1.2
Xe @ 1 bar	10	1.2
Xe @ 2 bar	20	1.5
Xe @ 3.5 bar	35	1.9

^aconsidering 0.5 mm × 0.5 mm pixels



π/K separation - Xe

N_σ vs Momentum for Different Datasets



Radiator	Max p [GeV/c]
C_4F_{10} @ 1 bar	45
Xe @ 2 bar	38
Xe @ 3.5 bar	33