



Computing Cluster Usage Visualization Tool



Prometheus - Cluster Computer Cluster utilization

February 2013

01.02. – 28.02.

user and group statistics in .txt:

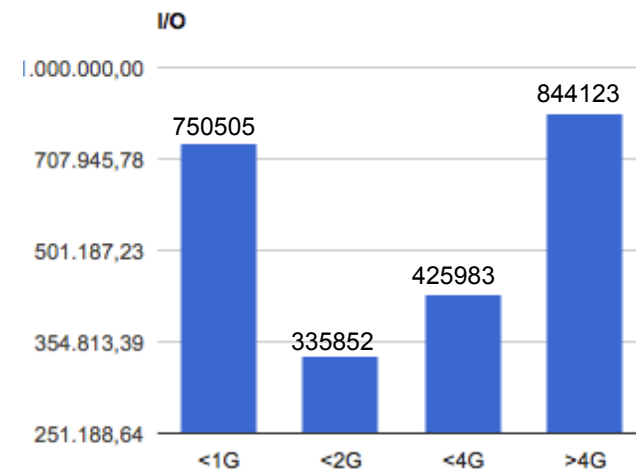
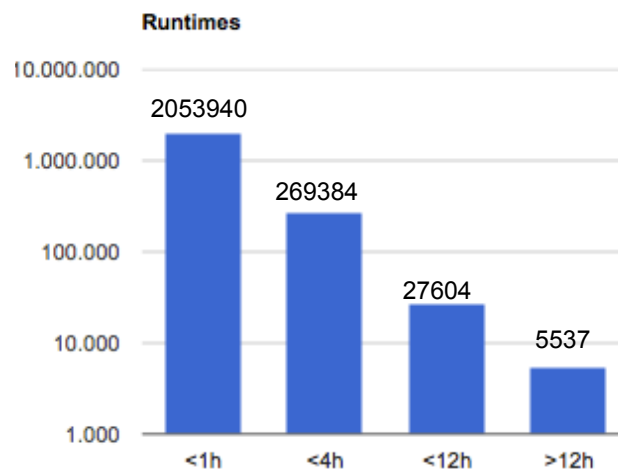
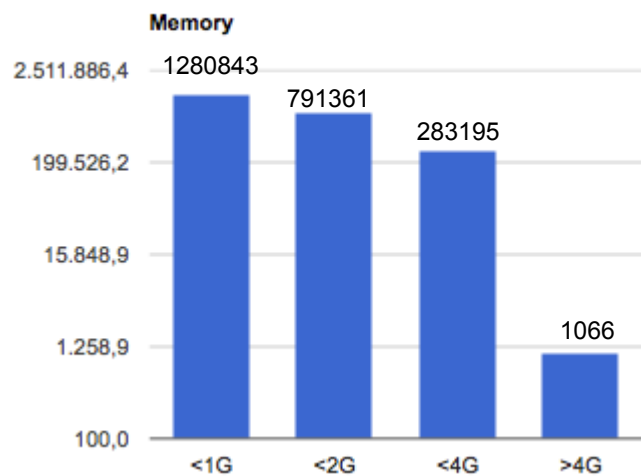
/u/jsinisa/web-docs/cluster_statistics

Groups

| User | Jobs submitted | Jobs failed | CPU time | Runtime | Memory used | I/O | cluster utilization |
|-------|----------------|-------------|----------|---------|-------------|----------|---------------------|
| alice | 2356465 | 110241 | 1Mh | 1Mh | 340.78EBs | 9.8PB | 31% |
| hades | 330284 | 21231 | 466kh | 516kh | 32.88EBs | 4.09PB | 12% |
| kp2 | 8728 | 3136 | 19kh | 19kh | 58.95PBs | 56.89TB | 0% |
| ufk | 242173 | 2358 | 82kh | 87kh | 32.31EBs | 1.05PB | 2% |
| bhs | 1261 | 363 | 49kh | 8kh | 88.8PBs | 1.35TB | 0% |
| cbm | 49365 | 82 | 19kh | 19kh | 51.73PBs | 250.99TB | 1% |
| hpc | 7698 | 0 | 0s | 128h40m | 0.0Bs | 234.84MB | 0% |
| rz | 2033 | 118 | 24h55m | 58h22m | 2.65TBs | 1.61GB | 0% |
| the | 77947 | 7519 | 124kh | 142kh | 667.68PBs | 3.17PB | 3% |
| fn | 7495 | 2564 | 1kh | 2kh | 5.33PBs | 7.82TB | 0% |

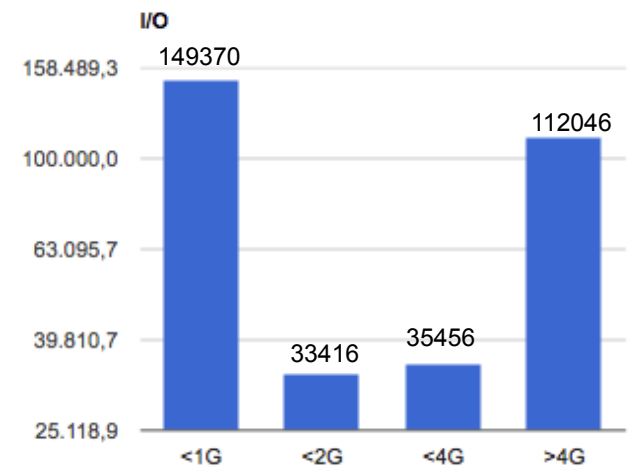
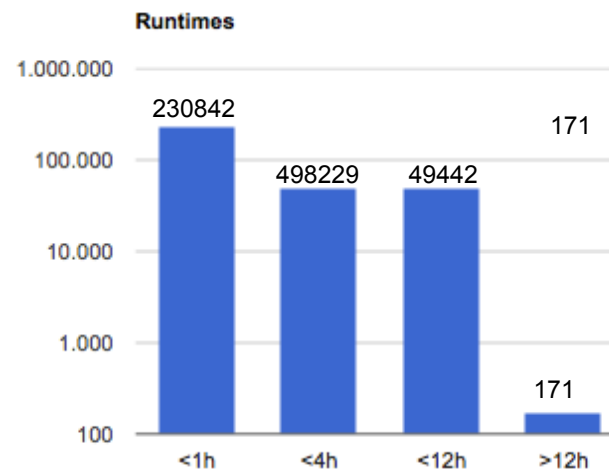
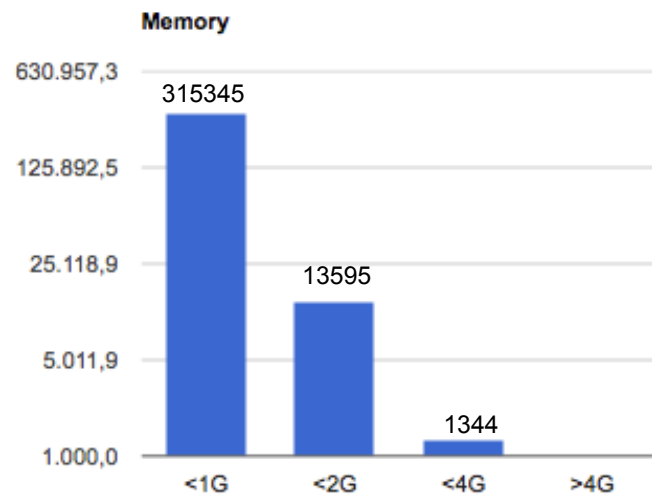
alice

| User/Group-name | Jobs submitted | Jobs failed | CPU time | Runtime | Memory used | I/O | available runtime | cluster utilization |
|-----------------|----------------|-------------|----------|---------|-------------|-------|-------------------|---------------------|
| alice | 2356465 | 110241 | 1Mh | 1Mh | 340.78EBs | 9.8PB | 4261kh | 31% |



hades

| User/Group-name | Jobs submitted | Jobs failed | CPU time | Runtime | Memory used | I/O | available runtime | cluster utilization |
|-----------------|----------------|-------------|----------|---------|-------------|--------|-------------------|---------------------|
| hades | 330284 | 21231 | 466kh | 516kh | 32.88EBs | 4.09PB | 4261kh | 12% |



Summary

