

# Nuclear Decay Spectroscopy in the Actinide Region @ the JYFL gas-filled recoil separator RITU

S. Eeckhaut, T. Grahn, P. T. Greenlees, P. Jones, R. Julin, S. Juutinen, A. -P. Leppänen,  
M. Leino, M. Nyman, J. Pakarinen, P. Rahkila, J. Saren, C. Scholey, J. Sorri, J. Uusitalo  
*University of Jyväskylä, Department of Physics*

P. Butler, R. -D. Herzberg *et. al.*, *University of Liverpool, UK*

F. P. Hessberger *et. al.*, *GSI Darmstadt, Germany*



# Periodic Table

*1998 Dr. Michael Blaber*

1 <b>H</b> 1.008																	2 <b>He</b> 4.003
3 <b>Li</b> 6.941	4 <b>Be</b> 9.012											5 <b>B</b> 10.81	6 <b>C</b> 12.01	7 <b>N</b> 14.01	8 <b>O</b> 16.00	9 <b>F</b> 19.00	10 <b>Ne</b> 20.18
11 <b>Na</b> 22.99	12 <b>Mg</b> 24.30	← VIII →										13 <b>Al</b> 26.98	14 <b>Si</b> 28.09	15 <b>P</b> 30.97	16 <b>S</b> 32.07	17 <b>Cl</b> 35.05	18 <b>Ar</b> 39.95
19 <b>K</b> 39.10	20 <b>Ca</b> 40.08	21 <b>Sc</b> 44.96	22 <b>Ti</b> 47.87	23 <b>V</b> 50.94	24 <b>Cr</b> 52.00	25 <b>Mn</b> 54.94	26 <b>Fe</b> 55.85	27 <b>Co</b> 58.93	28 <b>Ni</b> 58.69	29 <b>Cu</b> 63.55	30 <b>Zn</b> 65.39	31 <b>Ga</b> 69.72	32 <b>Ge</b> 72.61	33 <b>As</b> 74.92	34 <b>Se</b> 78.96	35 <b>Br</b> 79.90	36 <b>Kr</b> 83.80
37 <b>Rb</b> 85.47	38 <b>Sr</b> 87.62	39 <b>Y</b> 88.91	40 <b>Zr</b> 91.22	41 <b>Nb</b> 92.91	42 <b>Mo</b> 95.94	43 <b>Tc</b> 98.91	44 <b>Ru</b> 101.1	45 <b>Rh</b> 102.9	46 <b>Pd</b> 106.4	47 <b>Ag</b> 107.9	48 <b>Cd</b> 112.4	49 <b>In</b> 114.8	50 <b>Sn</b> 118.7	51 <b>Sb</b> 121.8	52 <b>Te</b> 127.6	53 <b>I</b> 126.9	54 <b>Xe</b> 131.3
55 <b>Cs</b> 132.9	56 <b>Ba</b> 137.3	La-Lu	72 <b>Hf</b> 178.5	73 <b>Ta</b> 180.9	74 <b>W</b> 183.8	75 <b>Re</b> 186.2	76 <b>Os</b> 190.2	77 <b>Ir</b> 192.2	78 <b>Pt</b> 195.1	79 <b>Au</b> 197.0	80 <b>Hg</b> 200.6	81 <b>Tl</b> 204.4	82 <b>Pb</b> 207.2	83 <b>Bi</b> 209.0	84 <b>Po</b> 210.0	85 <b>At</b> 210.0	86 <b>Rn</b> 222.0
87 <b>Fr</b> 223.0	88 <b>Ra</b> 226.0	Ac-Lr	104 <b>Db</b>	105 <b>Jl</b>	106 <b>Rf</b>	107 <b>Bh</b>	108 <b>Hn</b>	109 <b>Mt</b>	110 <b>Uun</b>	111 <b>Uuu</b>							

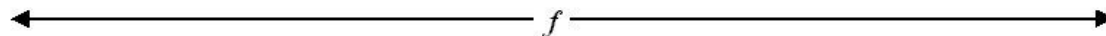


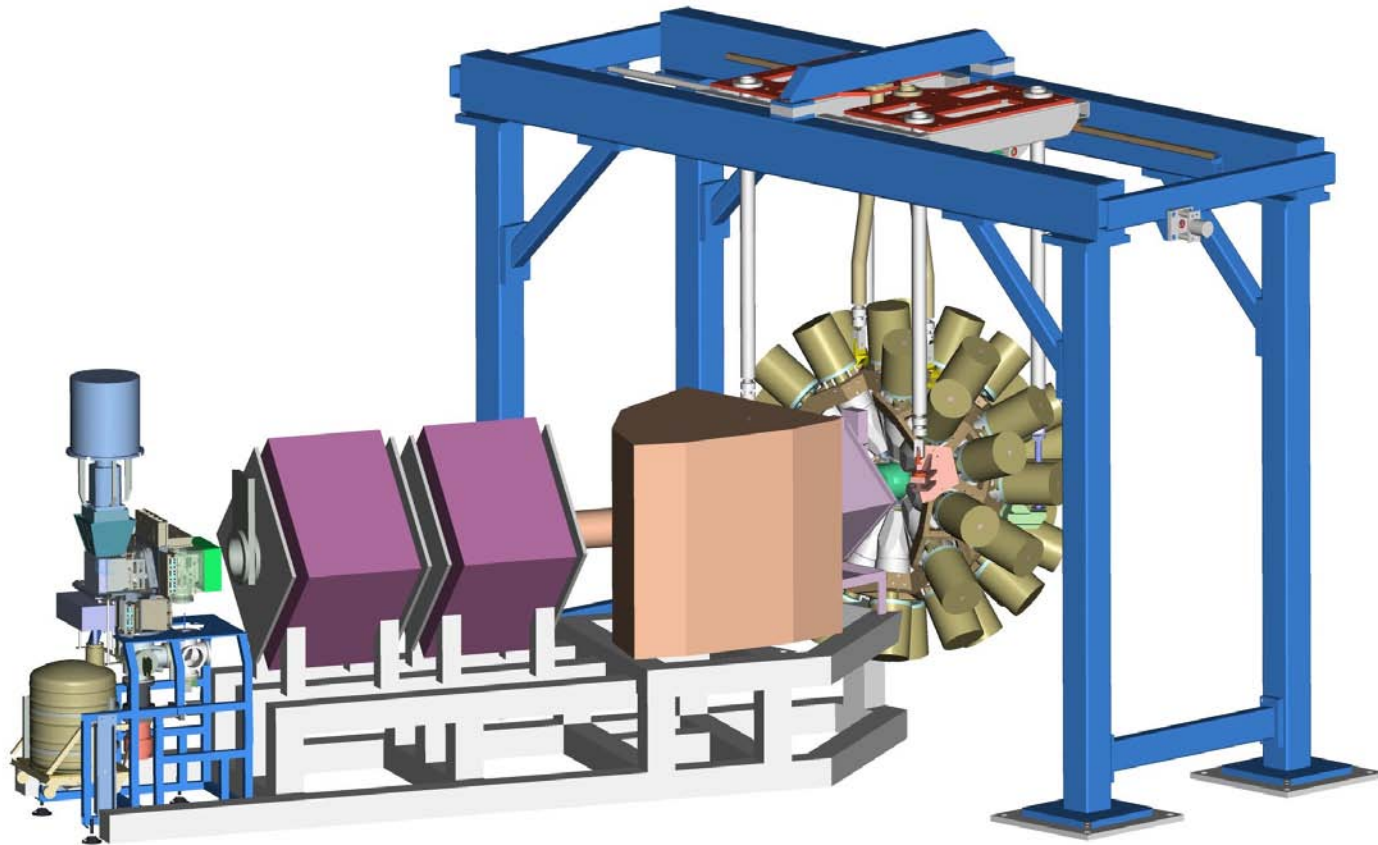
Lanthanides

57 <b>La</b> 138.9	58 <b>Ce</b> 140.1	59 <b>Pr</b> 140.9	60 <b>Nd</b> 144.2	61 <b>Pm</b> 146.9	62 <b>Sm</b> 150.4	63 <b>Eu</b> 152.0	64 <b>Gd</b> 157.2	65 <b>Tb</b> 158.9	66 <b>Dy</b> 162.5	67 <b>Ho</b> 164.9	68 <b>Er</b> 167.3	69 <b>Tm</b> 168.9	70 <b>Yb</b> 173.0	71 <b>Lu</b> 175.0
--------------------------	--------------------------	--------------------------	--------------------------	--------------------------	--------------------------	--------------------------	--------------------------	--------------------------	--------------------------	--------------------------	--------------------------	--------------------------	--------------------------	--------------------------

Actinides

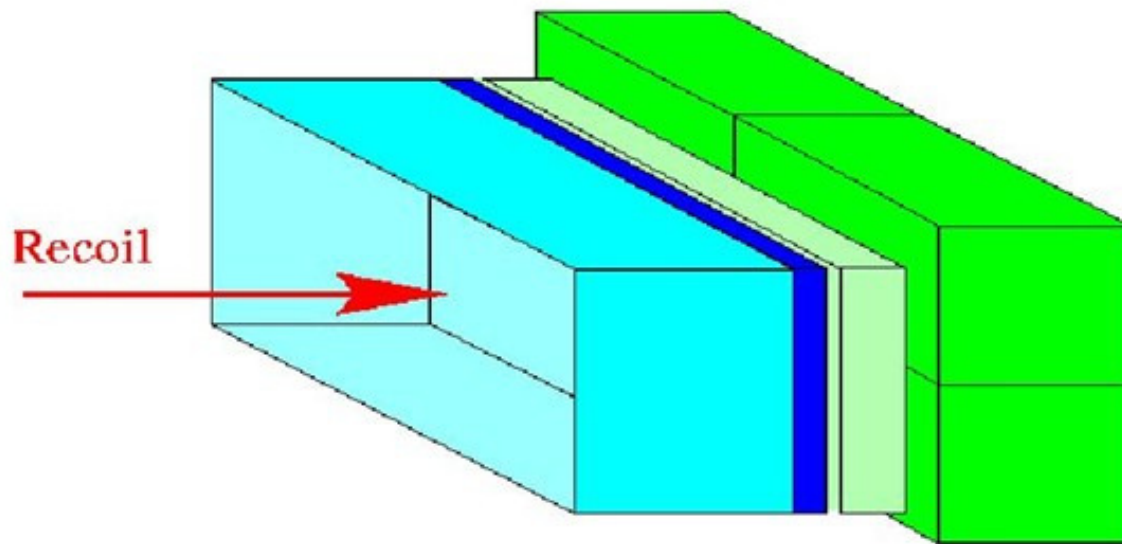
89 <b>Ac</b> 227.0	90 <b>Th</b> 232.0	91 <b>Pa</b> 231.0	92 <b>U</b> 238.0	93 <b>Np</b> 237.0	94 <b>Pu</b> 239.1	95 <b>Am</b> 241.1	96 <b>Cm</b> 244.1	97 <b>Bk</b> 249.1	98 <b>Cf</b> 252.1	99 <b>Es</b> 252.1	100 <b>Fm</b> 257.1	101 <b>Md</b> 258.1	102 <b>No</b> 259.1	103 <b>Lr</b> 262.1
--------------------------	--------------------------	--------------------------	-------------------------	--------------------------	--------------------------	--------------------------	--------------------------	--------------------------	--------------------------	--------------------------	---------------------------	---------------------------	---------------------------	---------------------------



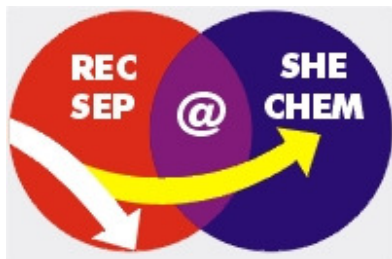
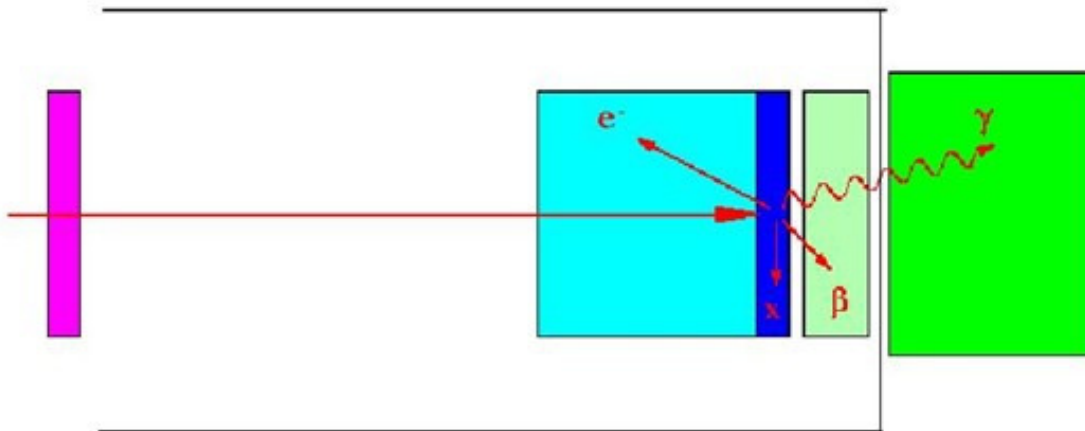



GREAT & RITU & JUROGAM





MWPC  
 PIN-diodes  
 DSSSD  
 Planar-Ge  
 Clover





### Isomer Spectroscopy in $^{216}\text{Th}_{126}$ and the Magicity of $^{218}\text{U}_{126}$

K. Hauschild,<sup>1</sup> M. Rejmund,<sup>2,\*</sup> H. Grawe,<sup>2</sup> E. Caurier,<sup>3</sup> F. Nowacki,<sup>3</sup> F. Becker,<sup>1,†</sup> Y. Le Coz,<sup>1</sup> W. Korten,<sup>1</sup> J. Döring,<sup>2</sup> M. Górska,<sup>2</sup> K. Schmidt,<sup>2</sup> O. Dorvaux,<sup>4,‡</sup> K. Helariutta,<sup>4,§</sup> P. Jones,<sup>4</sup> R. Julin,<sup>4</sup> S. Juutinen,<sup>4</sup> H. Kettunen,<sup>4</sup> M. Leino,<sup>4</sup> M. Muikku,<sup>4,||</sup> P. Nieminen,<sup>4</sup> P. Rakhila,<sup>4</sup> J. Uusitalo,<sup>4</sup> F. Azaiez,<sup>5</sup> and M. Bellegruic<sup>5,¶</sup>

<sup>1</sup>DAPNIA/SPhN CEA Saclay, F-91191 Gif-sur-Yvette, France

<sup>2</sup>Gesellschaft für Schwerionenforschung, Planckstrasse 1, D-64291 Darmstadt, Germany

<sup>3</sup>IReS, F-67037 Strasbourg Cedex 2, France

<sup>4</sup>Accelerator Laboratory, University of Jyväskylä, P.O. Box 35, FIN-40351, Finland

<sup>5</sup>IPN, F-91406 Orsay Cedex, France

(Received 9 May 2001; published 25 July 2001)

Excited states in  $^{216}\text{Th}$  were investigated via prompt and delayed  $\gamma$  decays and the recoil-decay tagging method. The decay schemes of the  $I^\pi = (8^+)$ ,  $t_{1/2} = 128(8) \mu\text{s}$ , the  $I^\pi = (11^-)$ ,  $t_{1/2} = 615(55) \text{ ns}$ , and the  $I^\pi = (14^+)$ ,  $t_{1/2} \geq 130 \text{ ns}$  isomers were established. The configuration  $\pi h_{9/2} f_{7/2}$  is assigned to the  $I^\pi = (8^+)$  isomer, which implies that the  $h_{9/2}$  and  $f_{7/2}$  states are nearly degenerate. This is ascribed to increased binding of the  $f_{7/2}$  orbital by its coupling to a low-lying  $I^\pi = (3^-)$  state at  $E_x = 1687 \text{ keV}$ . The role of octupole and pairing correlations for a  $Z = 92$  shell closure prediction is discussed on the basis of shell model calculations.

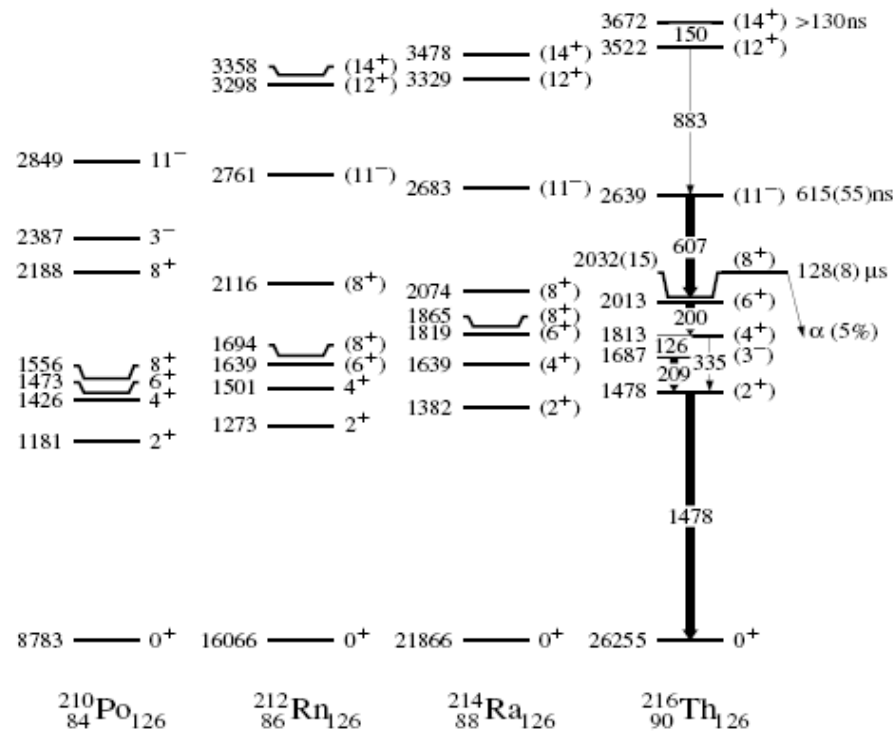


FIG. 2. Level scheme for  $^{216}\text{Th}$ , deduced from the delayed  $\gamma$  rays observed in the present work, compared with other  $N = 126$  isotones. Excitation and ground state binding energies relative to  $^{208}\text{Pb}$  are given in keV.



## Decay studies of $^{215-217}\text{Th}$ using ER- $\gamma$ - $\alpha$ - $\gamma$ coincidences

P. Kuusiniemi<sup>1,2,a</sup>, F.P. Heßberger<sup>1</sup>, D. Ackermann<sup>1,3</sup>, S. Hofmann<sup>1,4</sup>, B. Sulignano<sup>1,3</sup>, I. Kojouharov<sup>1</sup>, and R. Mann<sup>1</sup>

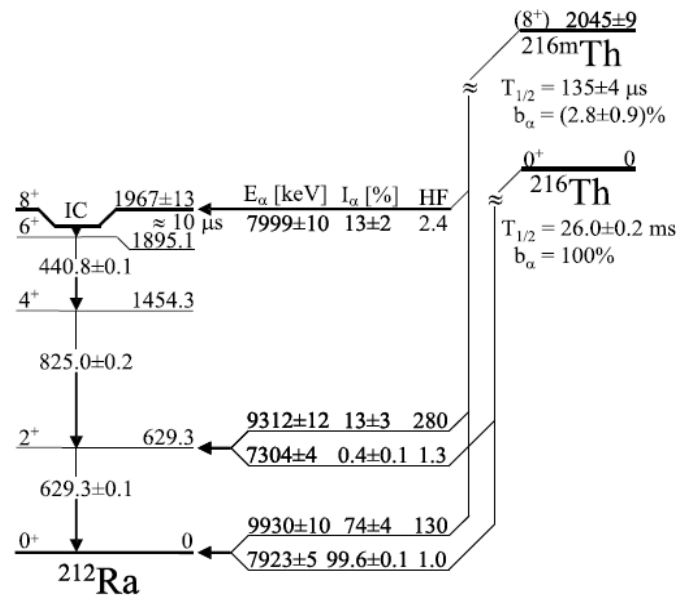


Fig. 3. Decay scheme of  $^{216}\text{Th}$  observed in the present work. Ordering of the  $6^+ \rightarrow 4^+ \rightarrow 2^+$  transitions is from [15] where the level energy of  $1958.4 \pm 0.5$  keV for the isomeric  $8^+$  state with a half-life of  $10.9 \pm 0.4$   $\mu\text{s}$  and connected by a  $63.3$  keV transition to the  $6^+$  state at  $1895.1$  keV is reported. The  $\alpha$ -decay hindrance factors (HF) were calculated according to [11] assuming a spin difference of  $\Delta I^\pi = |I_{\text{initial}}^\pi - I_{\text{final}}^\pi|$ .



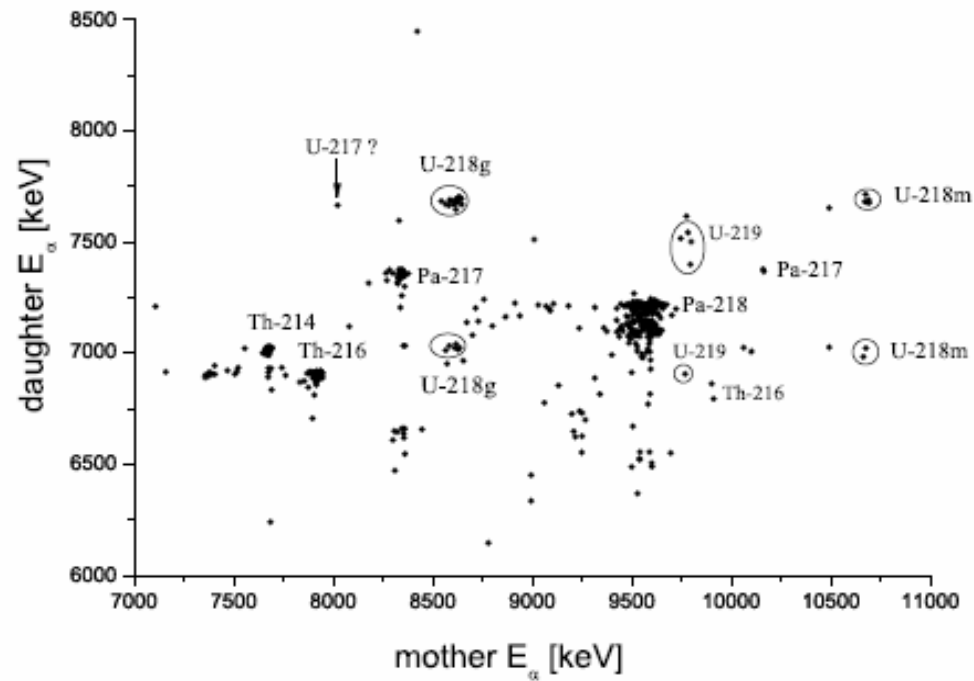


Table 5.2: Summary of the results

nucleus	E [keV]	half-life [ms]	cross section [nb]	number of chains	state
$^{217}\text{U}$	8024(14)	$0.19^{+1.13}_{-0.10}$	0.05	1	$(\frac{1}{2}^-)$
$^{218g}\text{U}$	8612(9)	$0.51^{+0.17}_{-0.10}$	0.9	20	$0^+$
$^{218m}\text{U}$	10 678(17)	$0.56^{+0.26}_{-0.14}$	0.5	12	$8^+$
$^{219}\text{U}$	9774(18)	$0.08^{+0.10}_{-0.03}$	0.2	5	$\frac{9}{2}^+$





## Large-scale shell model calculations for the $N=126$ isotones Po–Pu

E. Caurier,<sup>1</sup> M. Rejmund,<sup>2</sup> and H. Grawe<sup>3</sup>

<sup>1</sup>*IReS, 23 Rue du Loess, F-67037 Strasbourg, Cedex 2, France*

<sup>2</sup>*GANIL, BP 55027, F-14076 Caen, France*

<sup>3</sup>*GSI, Planckstrasse 1, D-64291 Darmstadt, Germany*

(Received 4 December 2002; published 21 May 2003)

Large-scale shell model calculations were performed in the full  $Z=82$ – $126$  proton model space  $\pi(0h_{9/2}, 1f_{7/2}, 0i_{13/2}, 2p_{3/2}, 1f_{5/2}, 2p_{1/2})$  employing the code NATHAN. The modified Kuo-Herling interaction was used, no truncation was applied up to protactinium ( $Z=91$ ) and seniority truncation beyond. The results are compared to experimental data including binding energies, level schemes, and electromagnetic transition rates. An overall excellent agreement is obtained for states that can be described in this model space. Limitations of the approach with respect to excitations across the  $Z=82$  and  $N=126$  shells and deficiencies of the interaction are discussed.

58

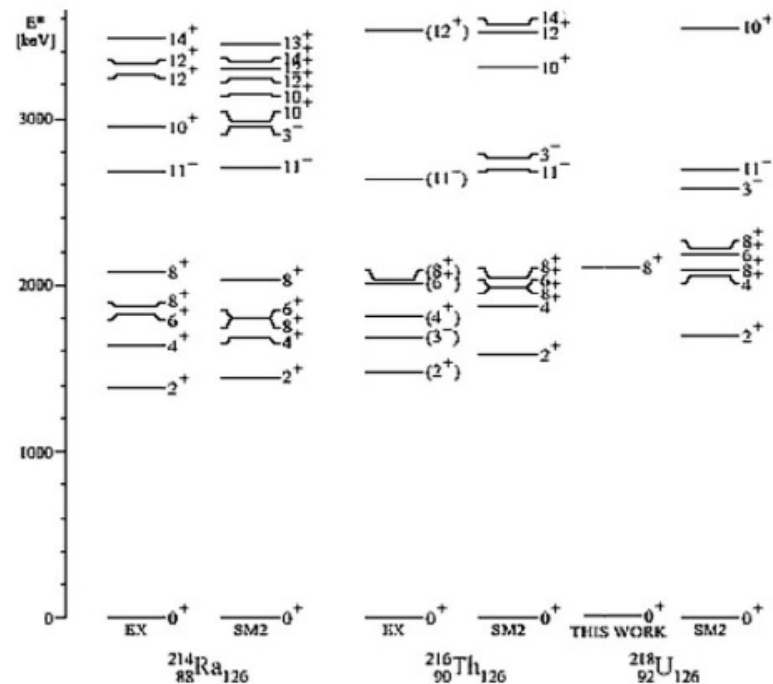
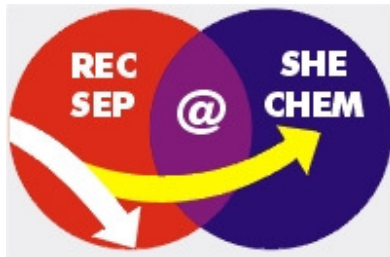
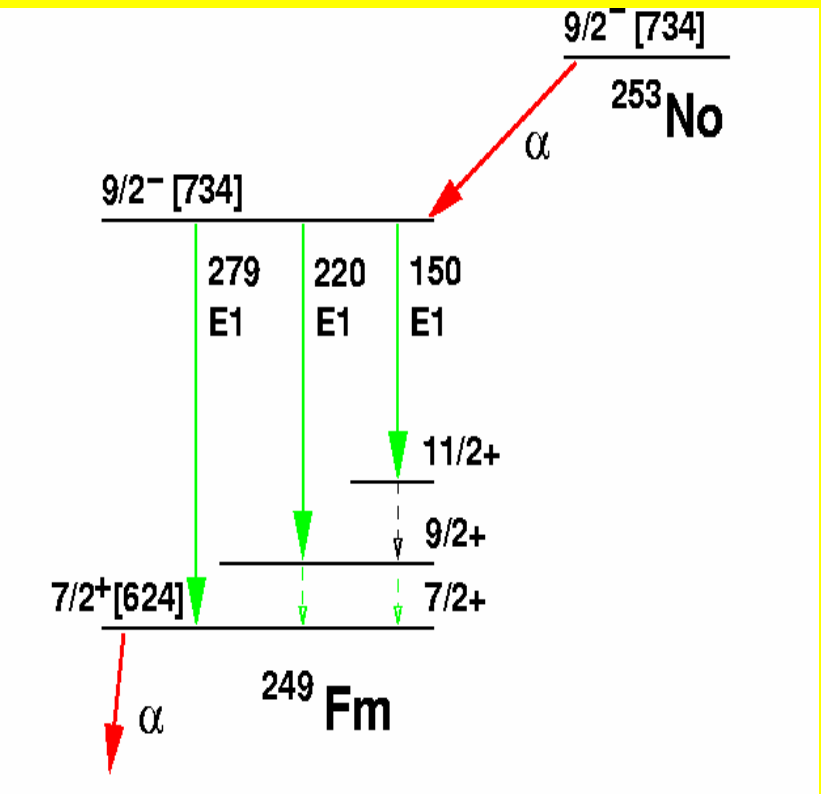
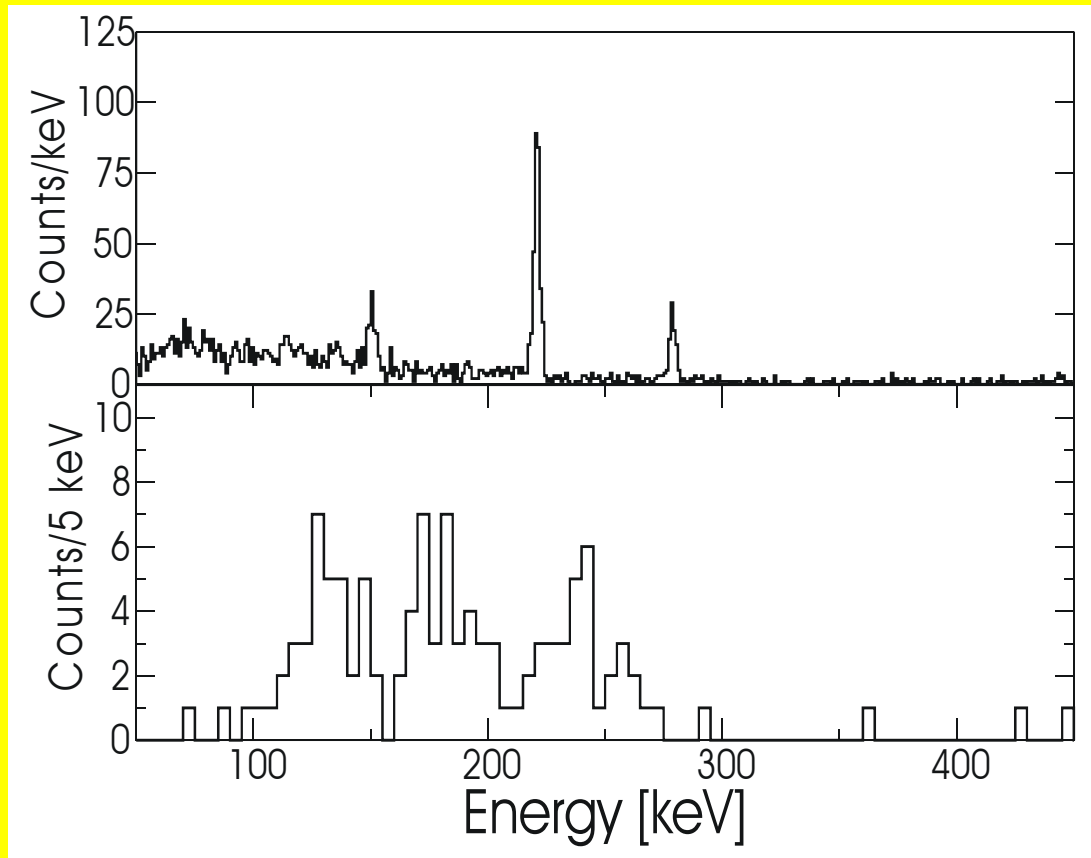
Alpha decay study of  $^{218}\text{U}$ 

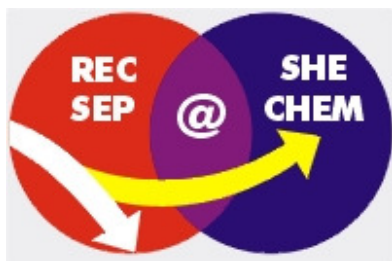
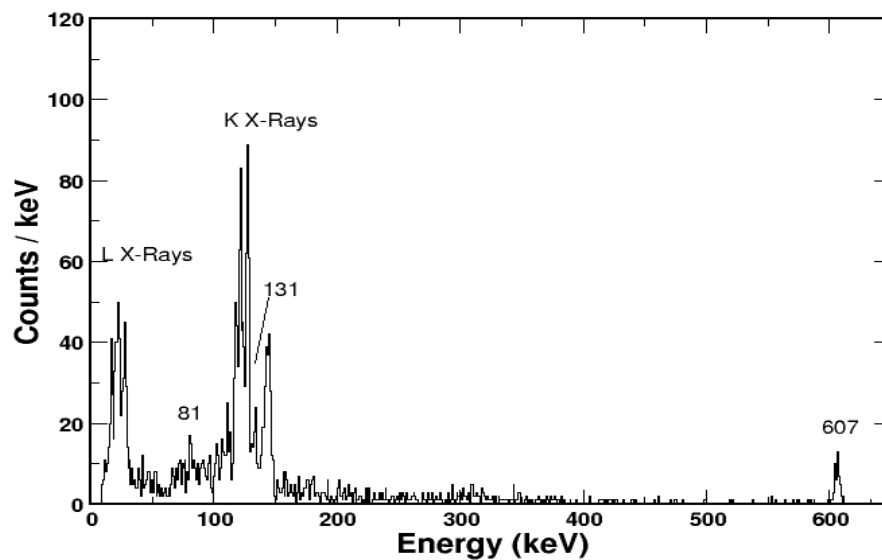
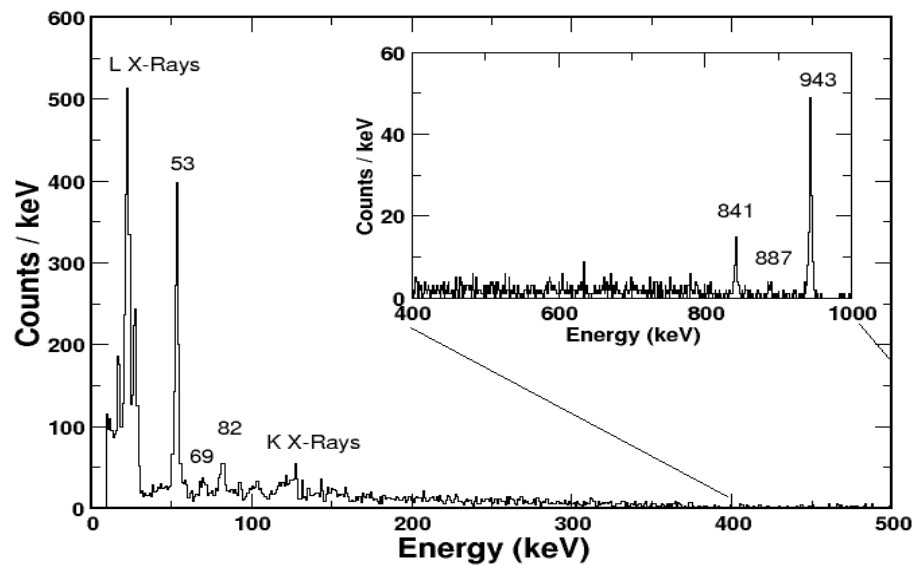
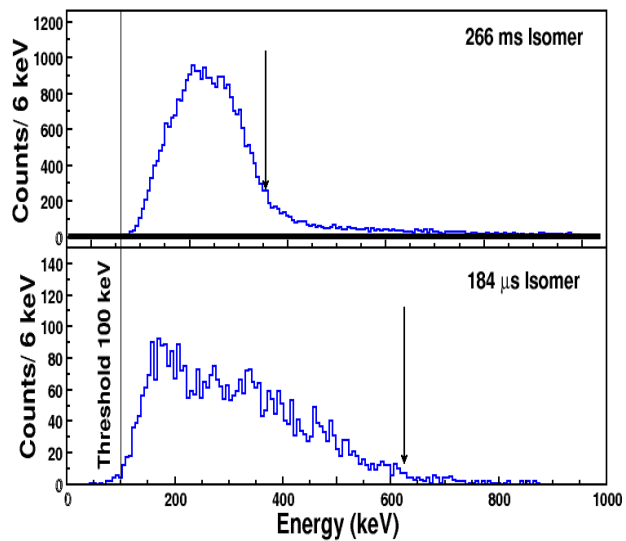
Figure 5.7: Theoretical level schemes of different  $N=126$  isotopes compared with experimental results. The new isomeric state found in  $^{218}\text{U}$  has been added to the figure. Level scheme adopted from [Cau03].



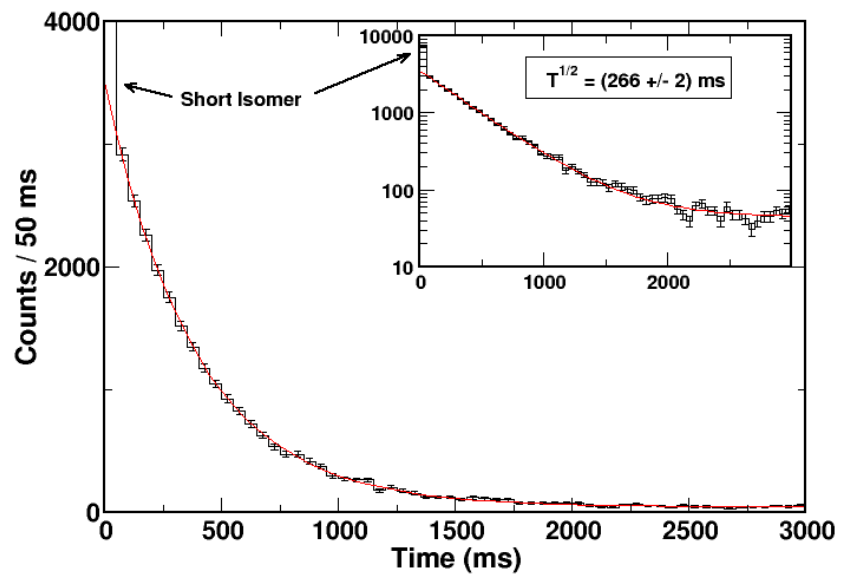


Confirmed by  
 F.P. Heßberger *et al.*  
 E.P.J. A **22**, 417 (2004)





<sup>254</sup>No Long Isomer Lifetime



<sup>254</sup>No Short Isomer Lifetime

