



Mechanics Forward Endcap EMC

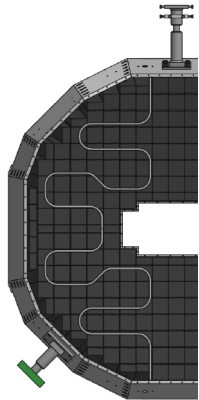
PANDA Collaboration Meeting 22/1, GSI, May 2022

Thomas Held

Ruhr-Universität Bochum
Institut für Experimentalphysik I

Forward Endcap Cooling

- Side and front cooling finished and installed




Forward Endcap Cooling



- Polyamid hose, thermally shaped (sand filled, aluminum form of one quarter)
- Fine tuning of shape by lead blocks prior to glueing (alignment along lines drawn)

Forward Endcap Cooling




- UV ray (thermal) curing, radiation hard, high- λ adhesive (Dymax 6-621-GEL): 650 Euros
- Gel coat nail lamp for fast curing (minutes): 20 Euros

Forward Endcap Cooling




- Connection of front cooling to supply/return lines inside cold volume (T-distributor) via flex pipes
- Connection done when front lid not fully installed

Forward Endcap Cooling



- Supply lines (feeding, return) still in preparation
- Some more cooling issues to be presented by Sebastian

Forward Endcap Cooling



- Front and back lid finished
- Rubber seals installed