


A complex visualization of a particle collision event reconstruction. The background is black, filled with a dense web of thin, multi-colored lines (red, blue, green, yellow) radiating from a central point. These lines represent particle tracks. A small, bright, multi-colored starburst marks the collision vertex. A white arrow points towards this vertex from the left. In the center, there are several overlapping, semi-transparent green and blue rectangular planes, likely representing detector layers or simulation slices. The overall effect is a highly detailed and chaotic representation of a high-energy physics event.

Event Reconstruction with High-Performance Computing

Ivan Kisel

Goethe University Frankfurt am Main
FIAS Frankfurt Institute for Advanced Studies
GSI Helmholtz Center for Heavy Ion Research

- 10^7 collisions/second
- A very high track density
- 1000 charged particles/collision
- A non-homogeneous magnetic field
- The first plane has only 5 cm diameter
- The silicon detector is only 1 m long



Silicon Detector

Target

Beam

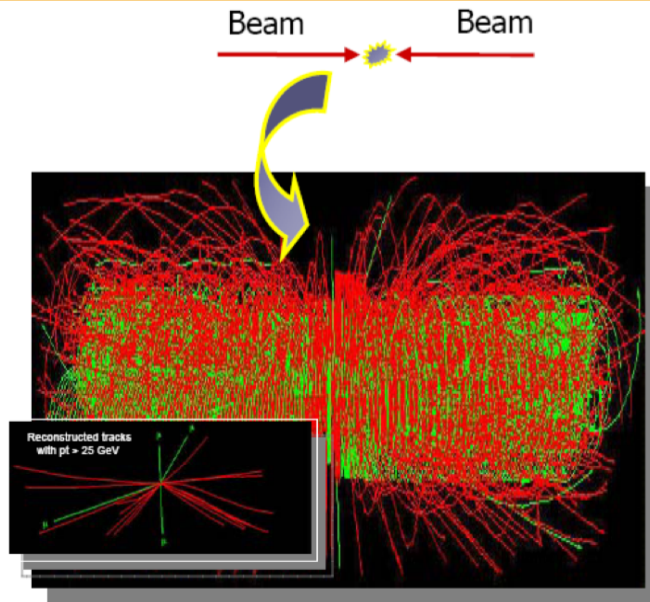
Vocabulary:

Collision = Event

Trajectory = Track

Measurement = Hit

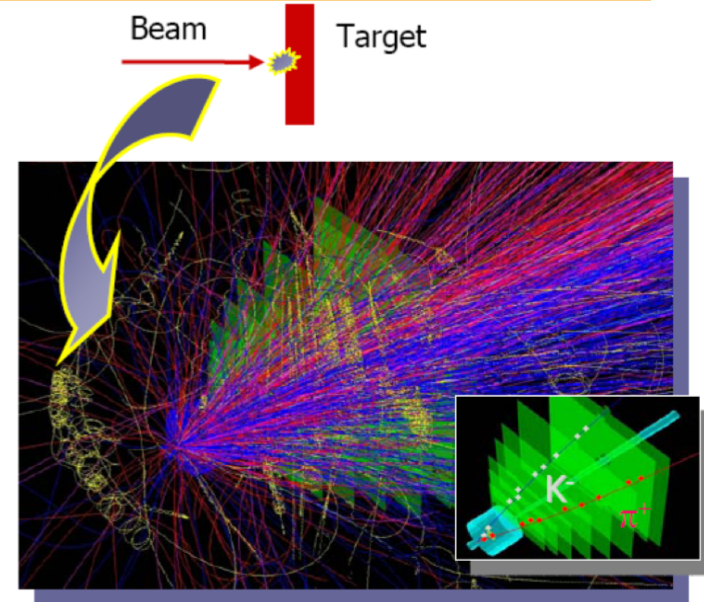
HEP Experiments: Collider and Fixed-Target



Inelastic collisions
 $10^7 - 10^9$

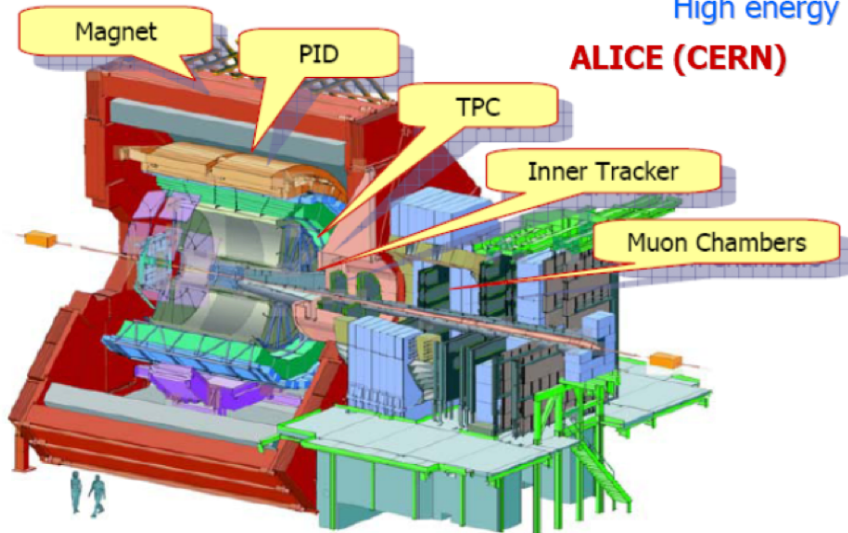
10^{11}

Signal events
 $10^2 - 10^{-2}$

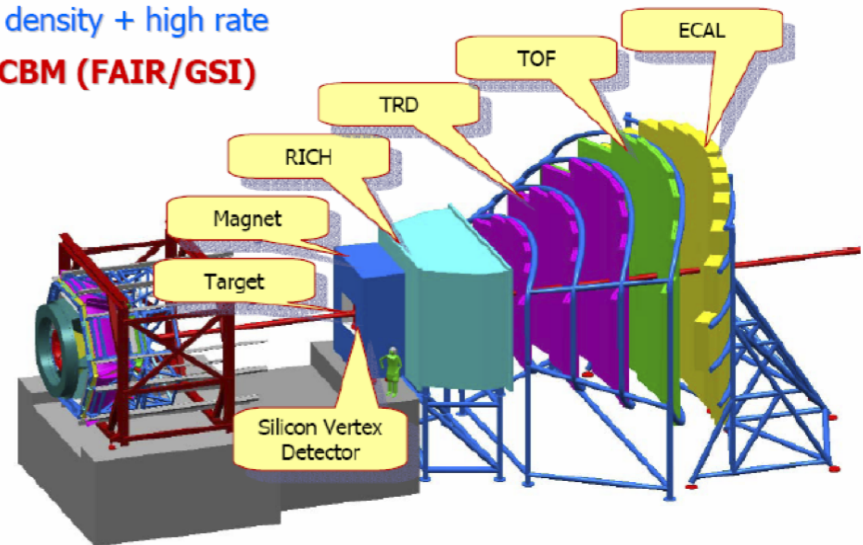


High energy = high density + high rate

ALICE (CERN)



CBM (FAIR/GSI)



HEP Experiments: select interesting physics on-line

Detector Cross-Section with Particle Paths

Modern detectors consist of many different pieces of equipment which test for different aspects of an event. These **many components** are arranged in such a way that we can obtain the most data about the particles spawned by an event. In this way we can figure out the type of particle (**PID**) based on where that particle appeared in the detector.

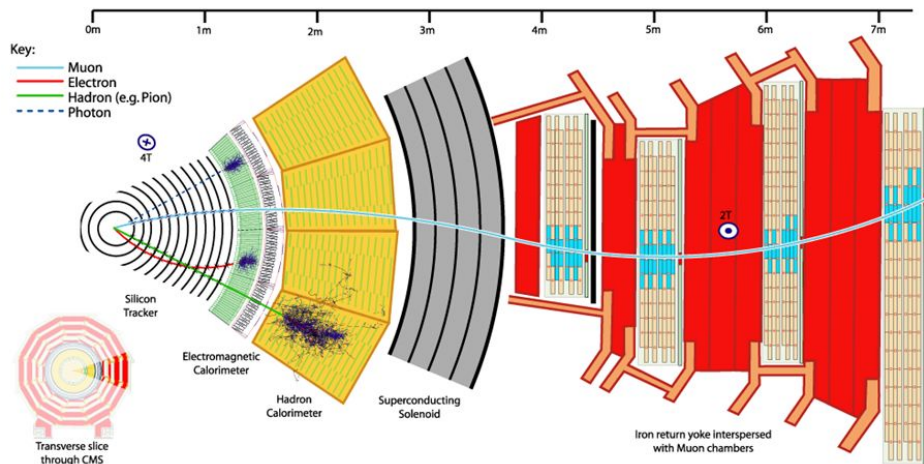
Tracking Chambers: The **inner region** of the detector is filled with highly segmented sensing devices of various kinds, so that **charged particle trajectories** can be very accurately determined.

Electromagnetic Calorimeter: This device measures the **total energy of e^+ , e^- , and photons**. These particles **produce showers** of e^+/e^- pairs in the material. The e^- 's (or e^+ 's) are deflected by the electric fields of **atoms**, causing them to **radiate photons**. The **photons** then make e^+/e^- pairs, which then **radiate photons**, etc. The **number** of final e^+/e^- pairs is **proportional to the energy** of the initiating particle.

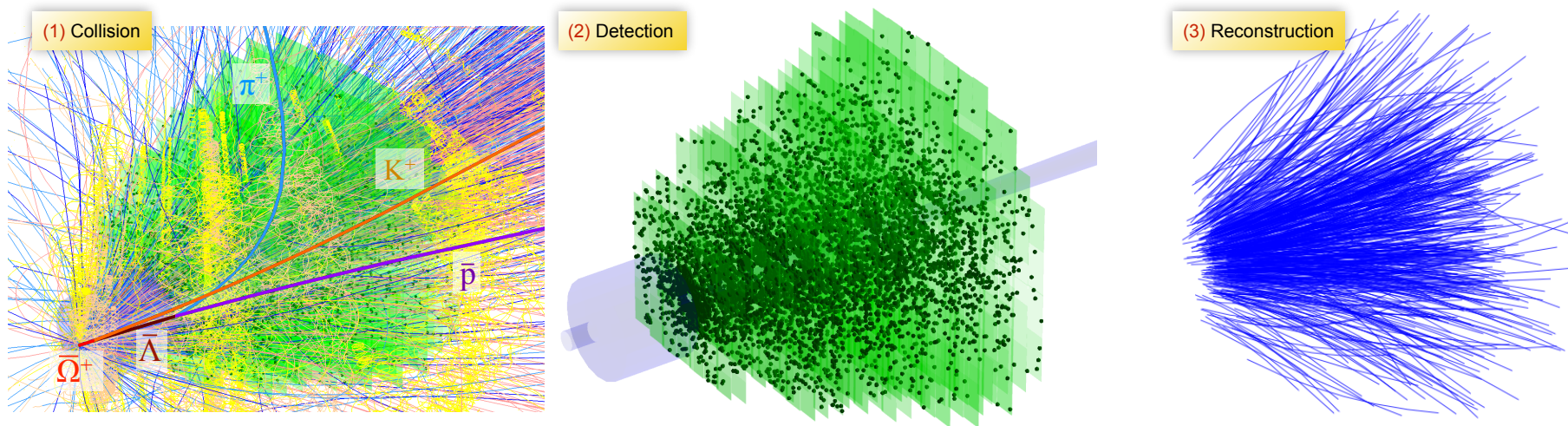
Hadron Calorimeter: This device measures the **total energy of hadrons**. The hadrons interact with the dense material in this region, **producing a shower of charged particles**. The energy that these charged particles deposit is then measured.

Magnet: The path of a **charged particle curves in a magnetic field**. The radius of curvature and direction tell the **momentum** and the **sign** of the charge.

Muon Chambers: Only muons and neutrinos get this far. The **muons are detected**, but the weakly interacting neutrinos escape. The presence of **neutrinos** can be inferred by the **"missing" energy**.



Reconstruction Challenge in CBM at FAIR/GSI

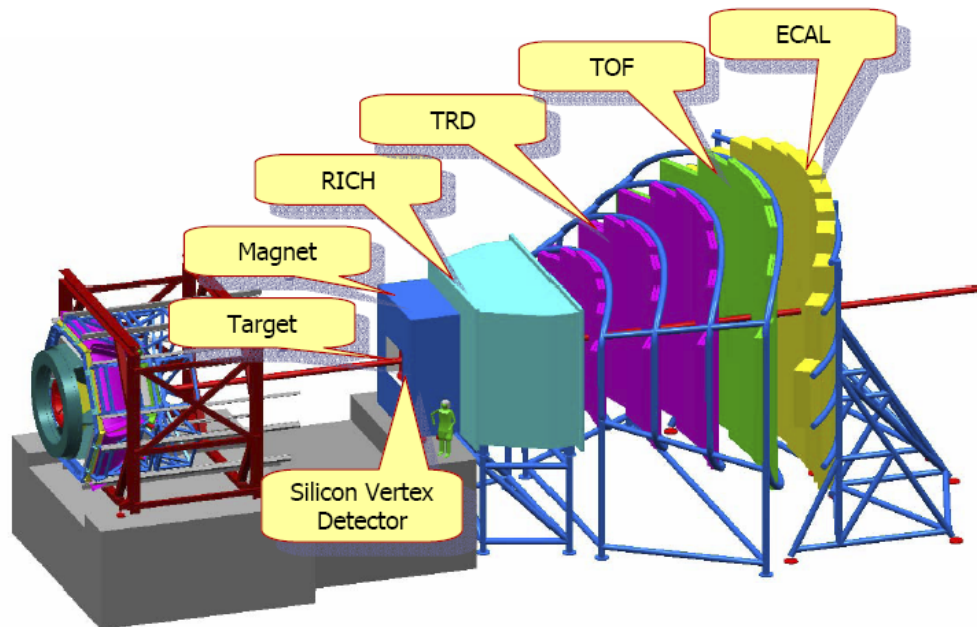


- Future **fixed-target heavy-ion** experiment
- 10^7 Au+Au collisions/sec
- ~ 1000 charged **particles/collision**
- **Non-homogeneous** magnetic field
- **Double-sided strip** detectors (85% fake space-points)

Full event reconstruction will be done **on-line** at the First-Level Event Selection (**FLES**) and **off-line** using the same **FLES** reconstruction package.

Cellular Automaton (CA) Track Finder
Kalman Filter (KF) Track Fitter
KF short-lived Particle Finder

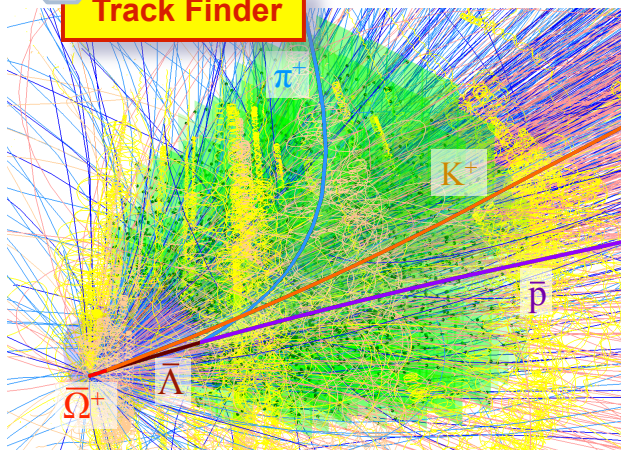
All reconstruction algorithms are **vectorized** and **parallelized**.



Stages of Event Reconstruction

1

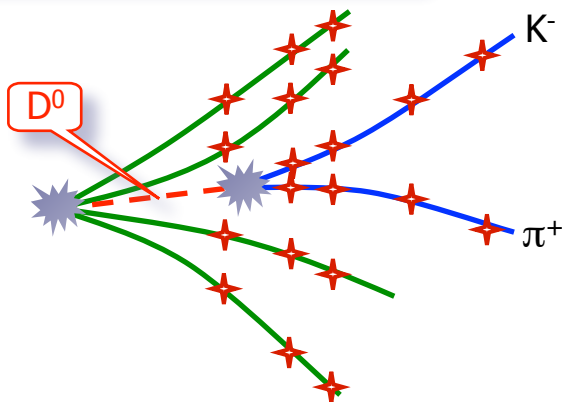
Track Finder



- Conformal Mapping
- Hough Transformation
- Track Following
- Cellular Automaton

3

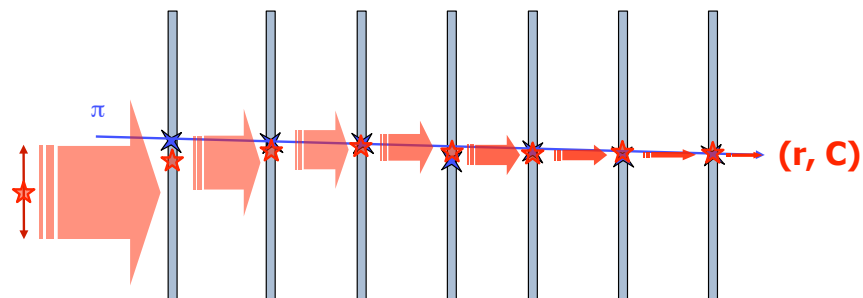
Short-Lived Particles Finder



- Kalman Filter

2

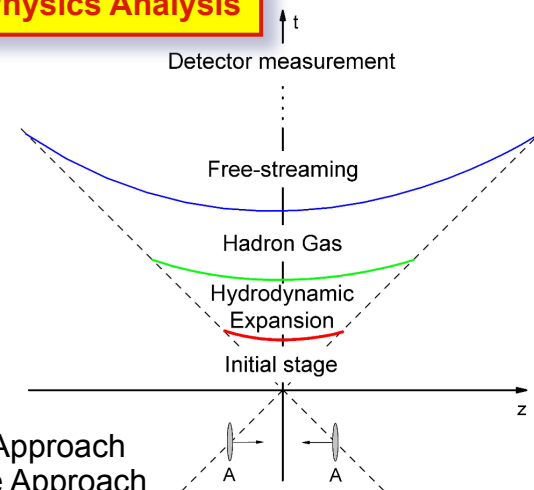
Track Fitter



- Kalman Filter


4

Online Physics Analysis



- Direct Approach
- Inverse Approach

Track Finding: Rubik's Cube in CBM



The world record times are: 4.73 seconds/Rubik's cube by Feliks Zemdeg (Australia) and
0.0000045 seconds/CBM cube by FAIR-Russia Research Center HPC (Moscow)

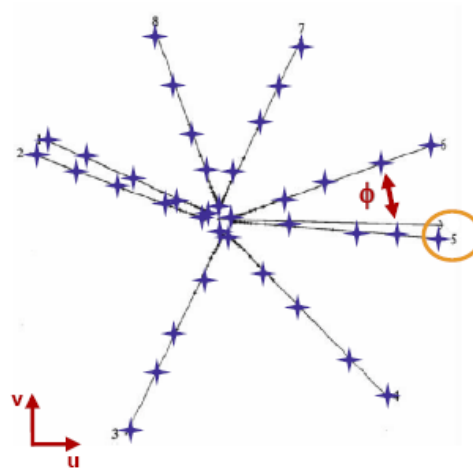
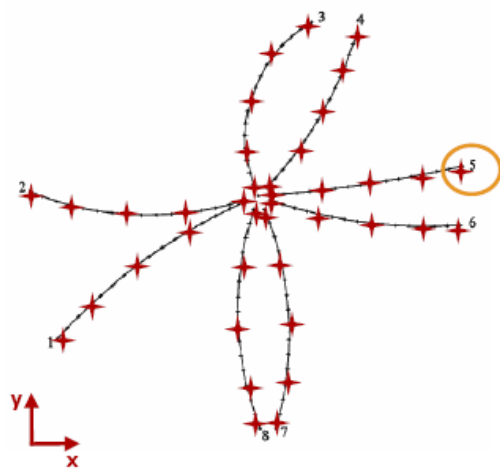
1 Global Methods: Conformal Mapping + Histogramming

Conformal Mapping:

Transform circles into straight lines

$$u = x/(x^2+y^2)$$

$$v = -y/(x^2+y^2)$$

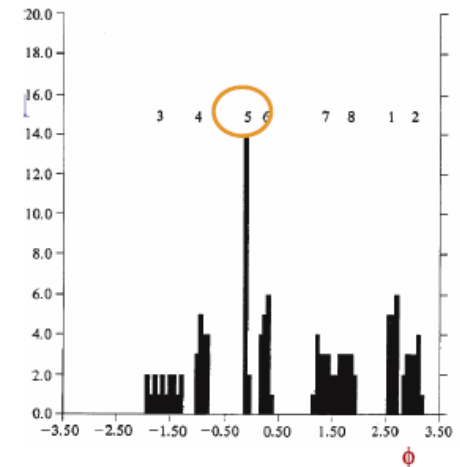


Histogram:

Collect a histogram of azimuth angles ϕ

Find peaks in the histogram

Collect hits into tracks



Strong features:

- Impressive visual simplification of the problem
- Each step is easy to implement in hardware
- This results in a fast algorithm
- ...

Weak points:

- Needs to know exact position of the interaction point
- Gives approximate track parameters only
- One has to collect hits into track candidates
- Finds only primary tracks
- No secondary (physics) tracks found
- ...

Useful implemented in hardware and for very simple event topologies only

Global Methods: Hough Transformation

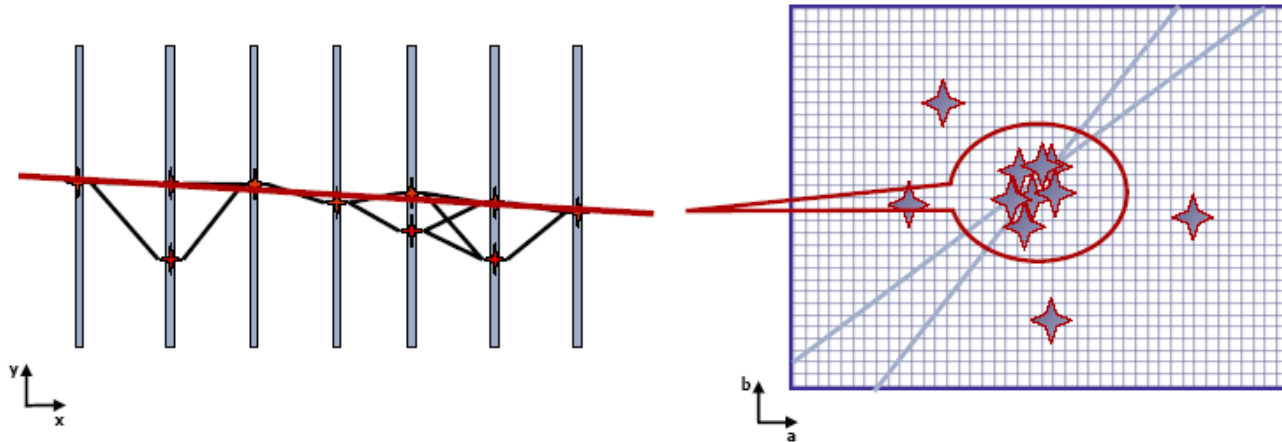
Measurement Space

$$y = a \cdot x + b$$



Parameter Space

$$b = -x \cdot a + y$$



Strong features:

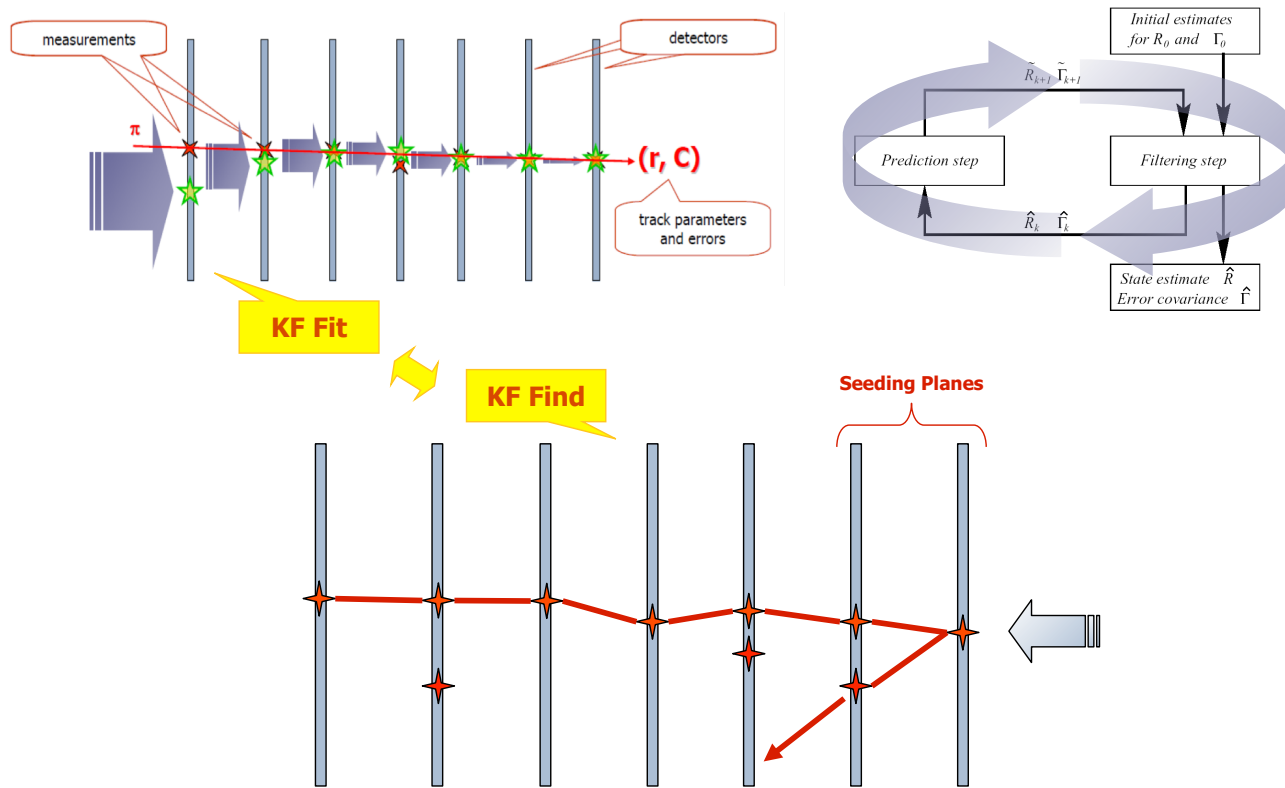
- Generalization of the histogramming method
- Easy to implement in hardware
- This results in a fast algorithm
- ...

Weak points:

- Histogramming provides only track parameters etc.
- Needs a global track model
- Therefore, appropriate for simple magnetic fields only
- Does not include multiple scattering -> only fast tracks
- Histogramming needs access to main memory -> slow
- 5D histogramming (x, y, tx, ty, q/p) needs a lot of memory
- Precise tracking requires even more memory
- ...

Useful implemented in hardware and for simple event and trigger topologies

Local Methods: Kalman Filter for Track Following



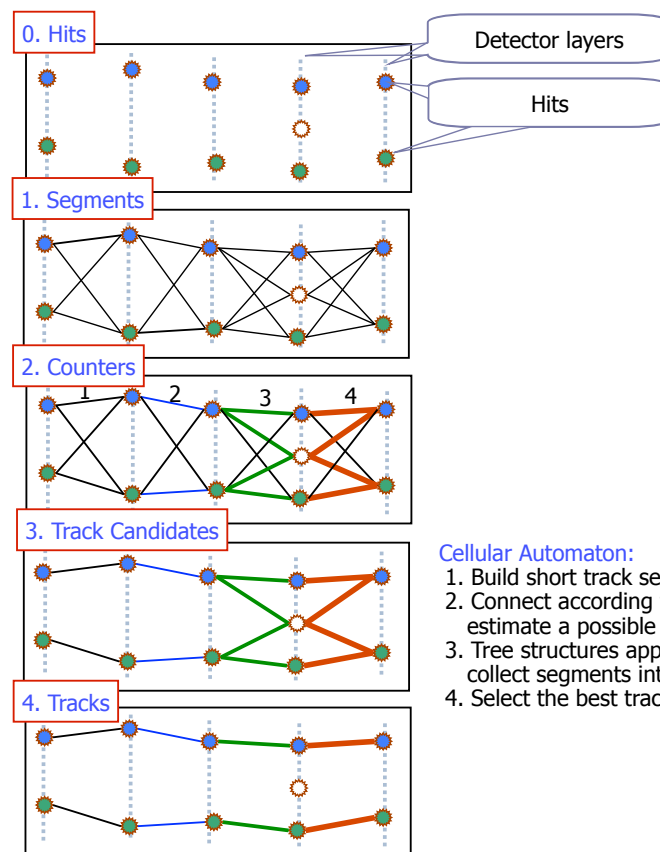
Strong features:

- Psychologically easy to accept hit by hit track finding
- Combined track finder and fitter based on KF
- Development of a new experiment starts with an ideal MC track finder and a realistic KF track fitter, therefore the next step to a realistic track finder is obvious – KF
- ...

Weak points:

- Based on a single track approach
- Needs seeding (starting short track segments)
- A final track finding efficiency is limited by the seeding efficiency
- It is also limited by the efficiency of the seeding detector planes
- How many inefficient detector planes can be tolerated?
- Complicated KF calculations, then discarding track candidates
- Too early competition decision to accept/discard a track candidate
- ...

Useful for relatively simple event topologies and as a second after the ideal track finder



Cellular Automaton:

1. Build short track segments.
2. Connect according to the track model, estimate a possible position on a track.
3. Tree structures appear, collect segments into track candidates.
4. Select the best track candidates.

Strong features:

- Local relations -> simple and fast calculations
- Local relations -> parallel algorithm
- Staged implementation: hits -> segments -> tracks
- Track finder efficiency monitoring at each stage
- Track competition at the global level
- Includes the KF fitter, if necessary, for high track densities
- Detector inefficiency problem is located out the combinatorics
- ...

Weak points:

- Not easy to understand a parallel algorithm (Game of Life)
- Currently implementations on sequential computers
- Parallel hardware is coming now
- ...

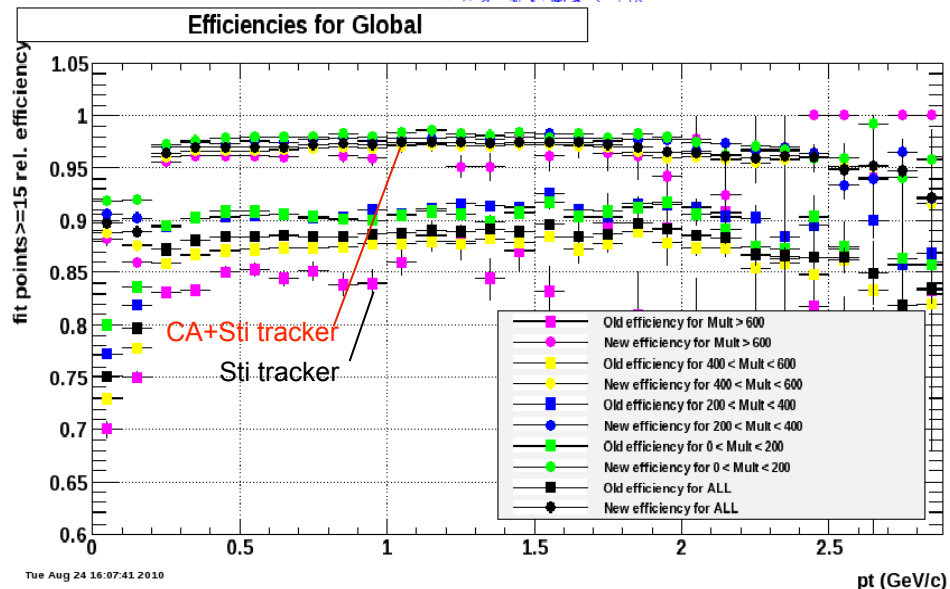
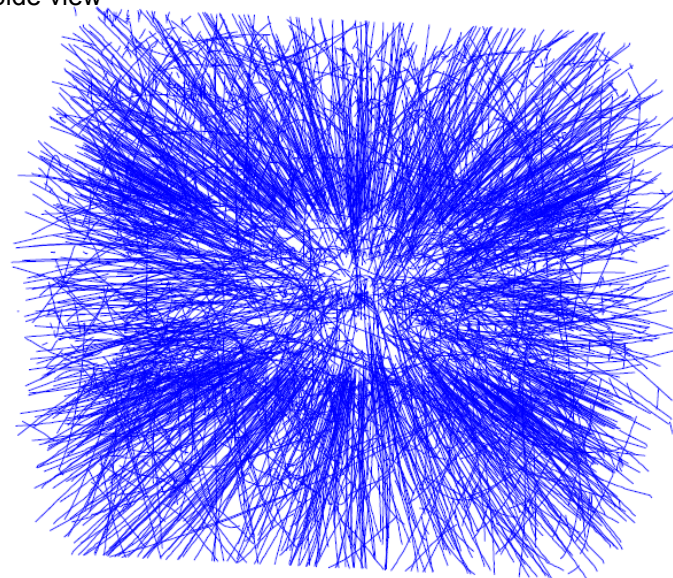

Useful for complicated event topologies with large combinatorics and for parallel hardware

STAR TPC CA Track Finder

Au-Au event with 1446 tracks

Front view

Side view



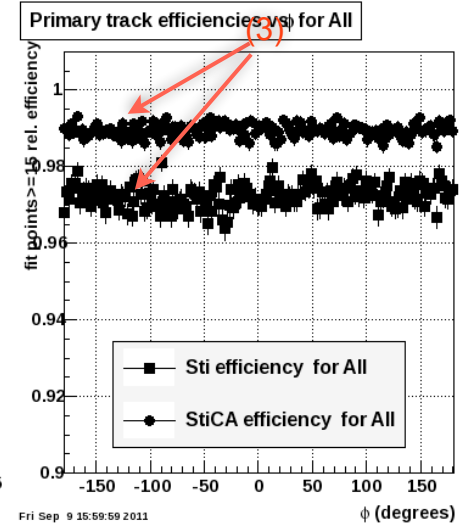
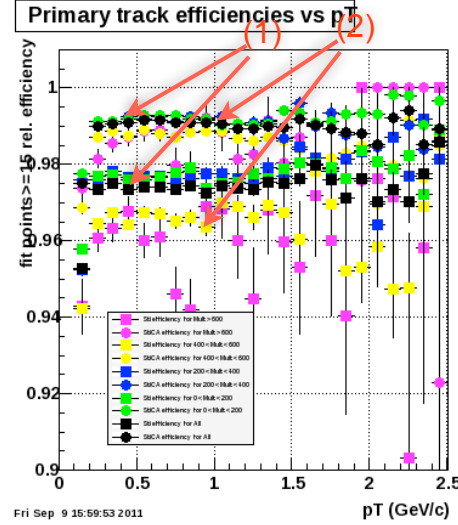
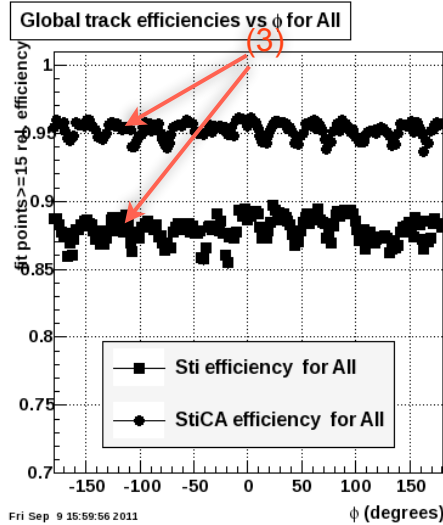
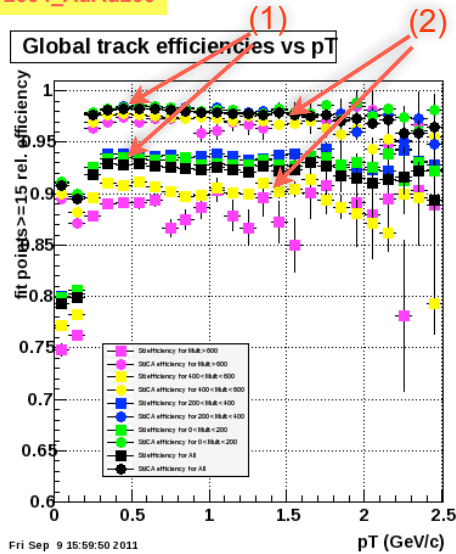
Efficiency and ratio, %	
Ref Set	96.6
All Set	88.6
Clone	10.6
Ghost	12.6
Tracks/ev	659
Time/ev, ms	47

All set: $p \geq 0.05$ GeV/c
 Reference set: $p \geq 1$ GeV/c
 Ghost: purity < 90%

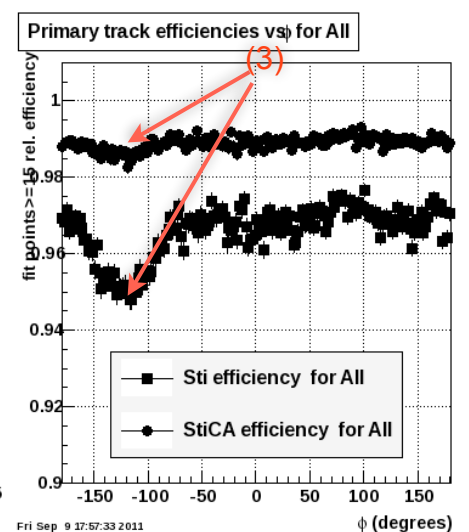
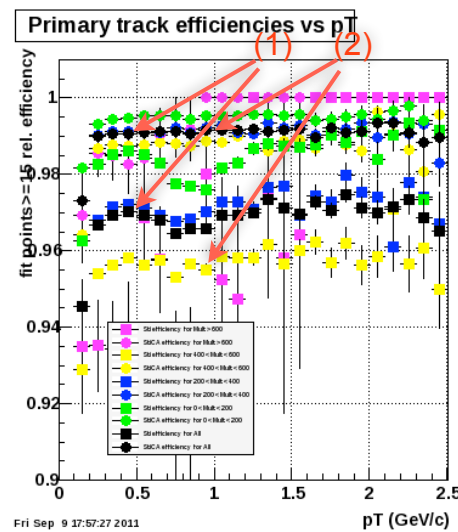
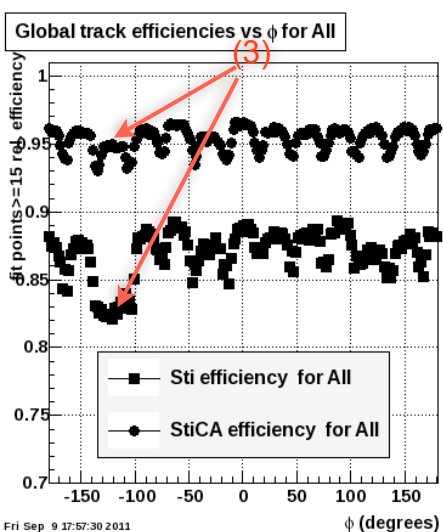
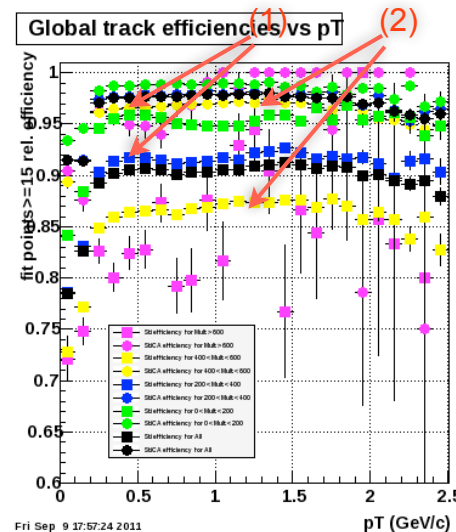
The CA track finder is more stable w.r.t. track multiplicity and is ~10 times faster than the TF based Sti track finder.

CA+Sti vs. Sti

Y2004_AuAu200

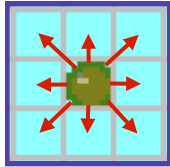


Y2010_AuAu200



CA+Sti has (1) a higher efficiency, is (2) stable w.r.t. track multiplicity and (3) robust w.r.t. detector inefficiency.

Cellular Automaton - Game "Life"



Each **cell** has 8 neighboring cells, 4 adjacent orthogonally, 4 adjacent diagonally. The **rules** are:

Survival:

Every counter with 2 or 3 neighboring counters survives for the next generation.


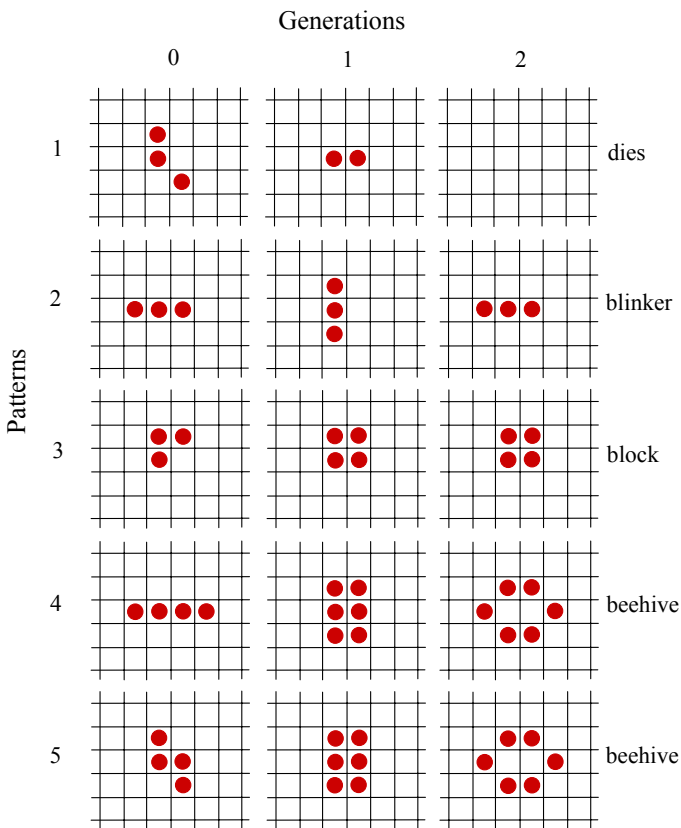
Death:

Each counter with 4 or more neighbors dies from overpopulation, with 1 neighbor or none dies from isolation.

Birth:

Each empty cell adjacent to exactly 3 neighbors is a birth cell.

It is important to understand that all births and deaths occur *simultaneously*.



Cellular Automaton as Track Finder

0. Hits (CBM)

1000 Hits

0. Hits

1. Segments

2. Counters

3. Track Candidates

4. Tracks

Detector layers

Hits

$$\text{Eff}^{\text{reco}} = N_{\text{tr}}^{\text{reco}} / N_{\text{tr}}^{\text{MC}}$$

Cellular Automaton:

1. Build short track segments.
2. Connect according to the track model, estimate a possible position on a track.
3. Tree structures appear, collect segments into track candidates.
4. Select the best track candidates.

Cellular Automaton:

- extremely simple
- efficiency at each stage
- intrinsically parallel
- local w.r.t. data
- very fast

Perfect for many-core CPU/GPU !

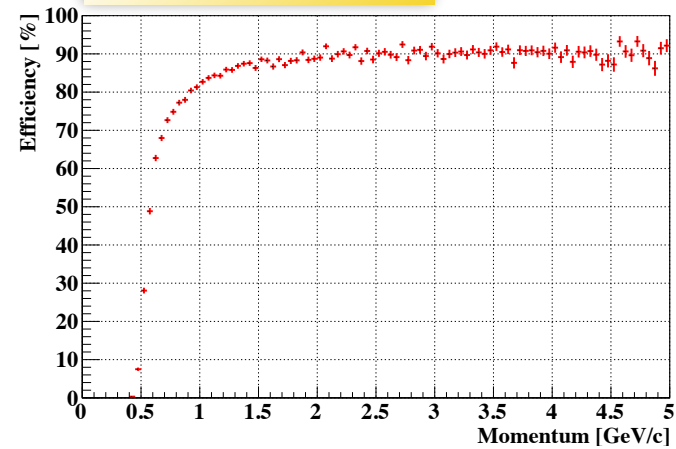
4. Tracks (CBM)

1000 Tracks

Useful for complicated event topologies with large combinatorics and for parallel hardware

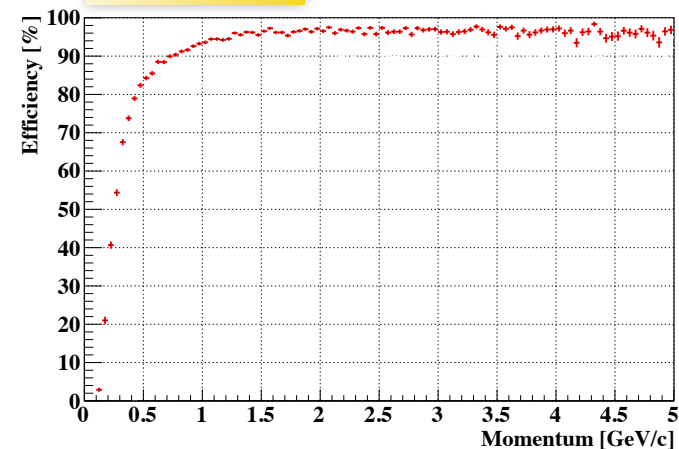
CBM CA Track Finder

(1) high-momentum primary tracks



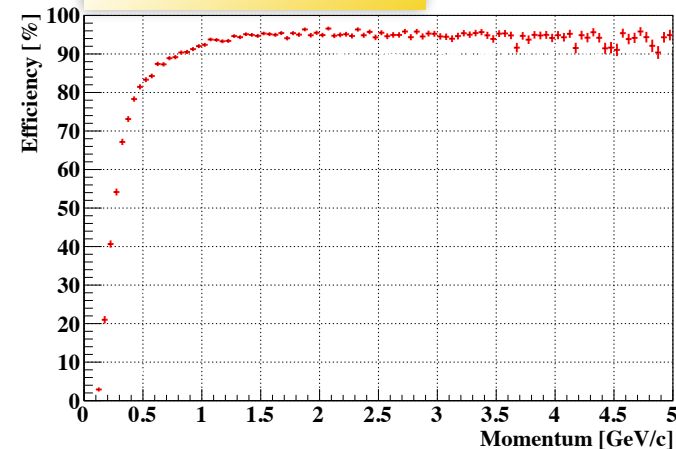
Track category	Eff. %
All tracks	70.4
Primary high- p	94.9
Primary low- p	56.8
Secondary high- p	49.7
Secondary low- p	13.0
Clone level	0.3
Ghost level	0.3
MC tracks found	103
Time, ms/ev	4

(3) secondary tracks



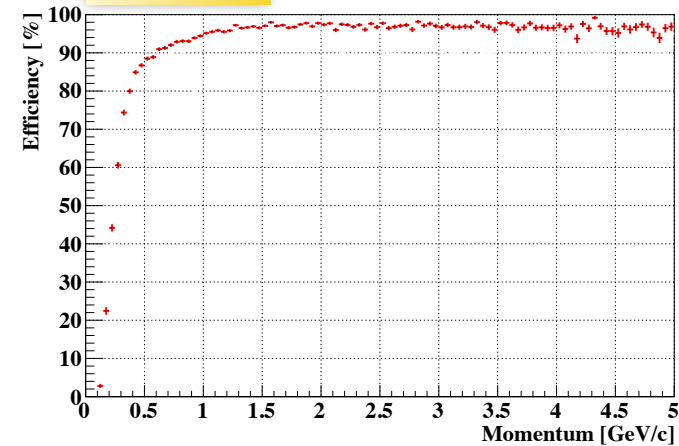
Track category	Eff. %
All tracks	89.2
Primary high- p	97.5
Primary low- p	92.4
Secondary high- p	86.6
Secondary low- p	54.7
Clone level	1.0
Ghost level	5.5
MC tracks found	131
Time, ms/ev	7

(2) low-momentum primary tracks



Track category	Eff. %
All tracks	87.8
Primary high- p	95.8
Primary low- p	91.4
Secondary high- p	84.5
Secondary low- p	54.2
Clone level	0.9
Ghost level	5.6
MC tracks found	129
Time, ms/ev	6

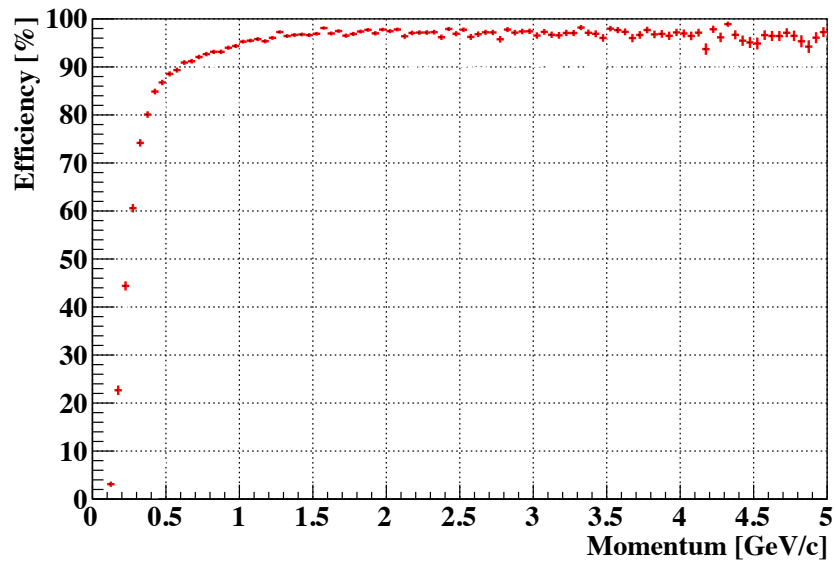
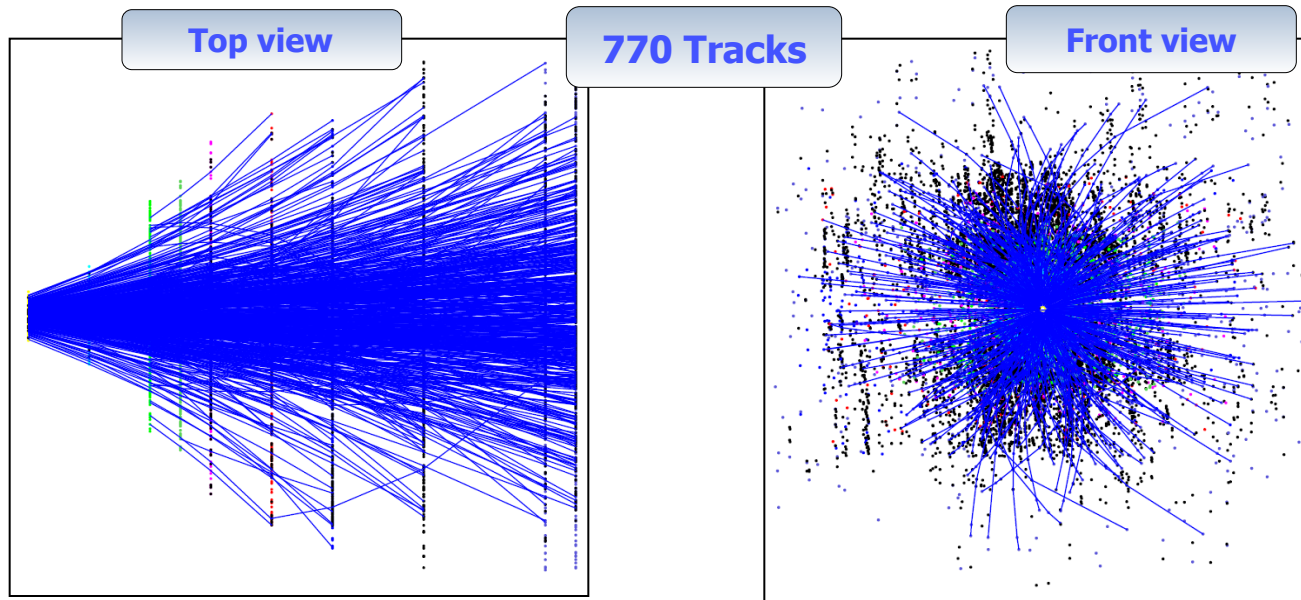
(4) broken tracks



Track category	Eff. %
All tracks	90.9
Primary high- p	97.5
Primary low- p	92.6
Secondary high- p	91.1
Secondary low- p	63.8
Clone level	1.0
Ghost level	5.9
MC tracks found	134
Time, ms/ev	8

Efficient and stable event reconstruction

CBM CA Track Finder




Track category	Eff, %
All tracks	90.9
Primary high- p	97.5
Primary low- p	92.6
Secondary high- p	91.1
Secondary low- p	63.8
Clone level	0.4
Ghost level	5.9
MC tracks found	134
Time, ms/ev	10


Efficient and stable event reconstruction

CA Track Finder at High Track Multiplicity


A **number** of minimum bias events is **gathered into a group** (super-event), which is then **treated** by the CA track finder **as a single event**



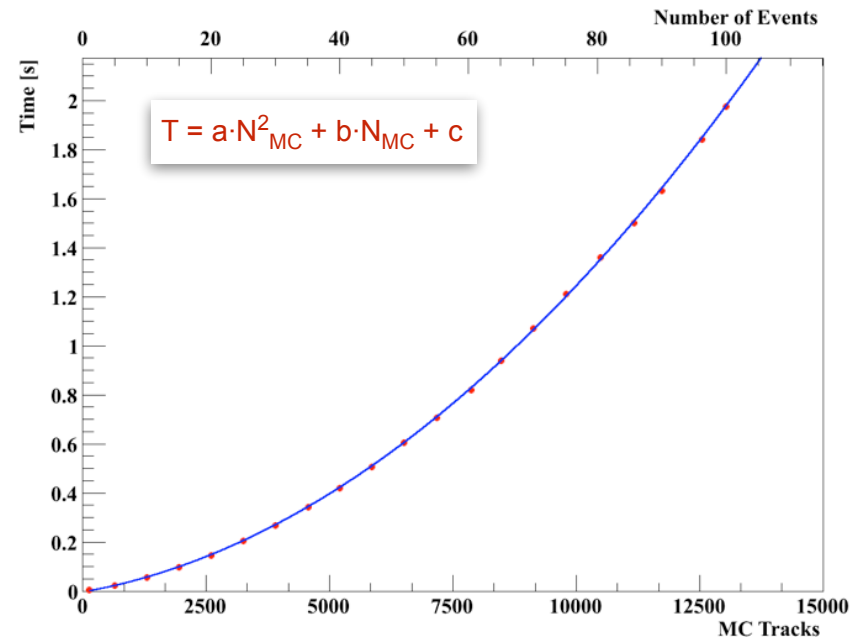
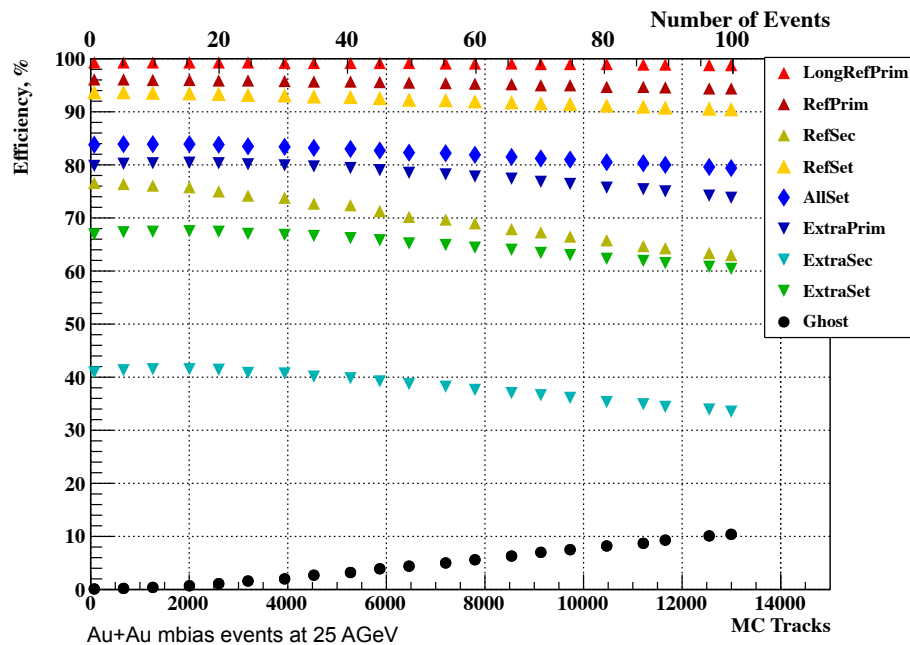
1 mbias event, $\langle N_{\text{reco}} \rangle = 109$



5 mbias events, $\langle N_{\text{reco}} \rangle = 572$



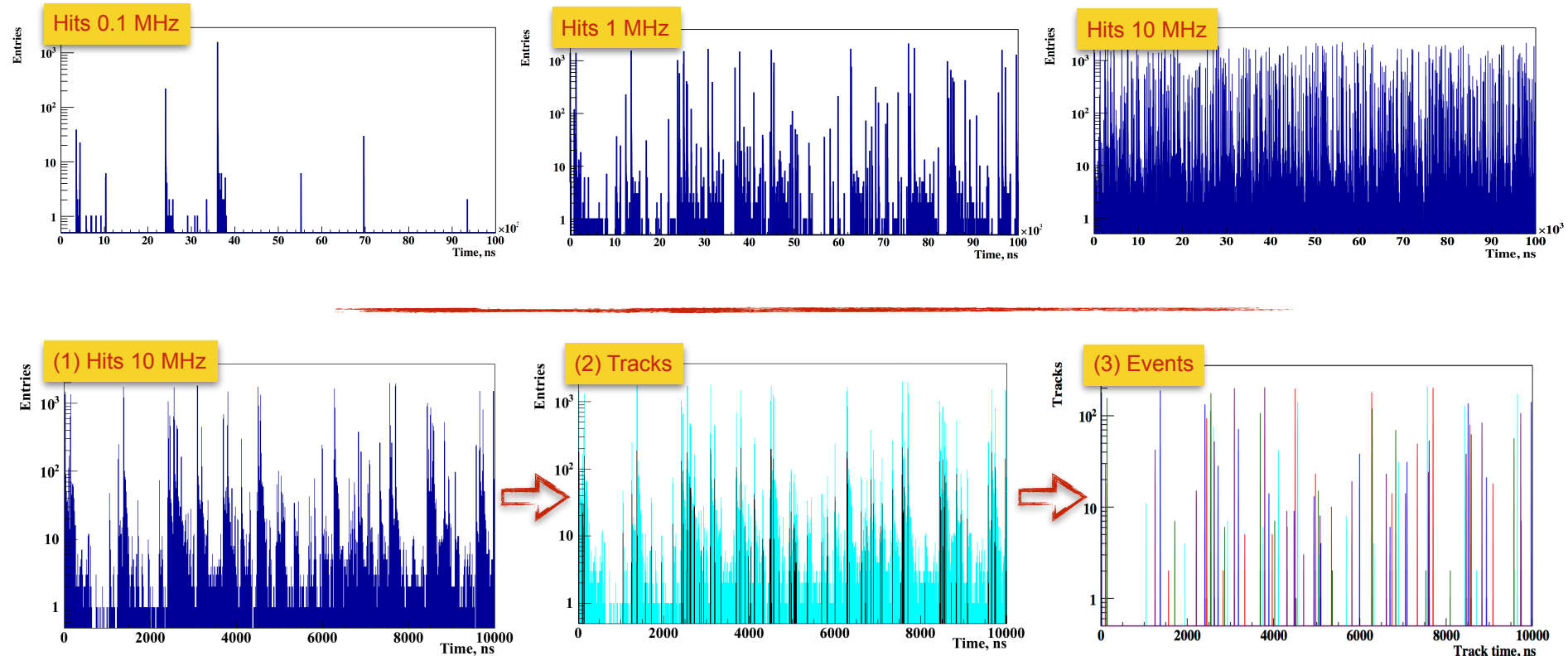
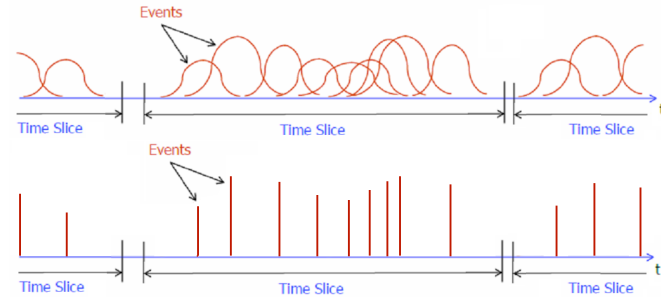
100 mbias events, $\langle N_{\text{reco}} \rangle = 10340$



Stable reconstruction efficiency and time as a second order polynomial w.r.t. to track multiplicity

Event Builder Collision Finder

- The beam in the CBM will have no bunch structure, but continuous.
- Measurements in this case will be **4D** (x, y, z, t).
- Reconstruction of **time slices** rather than events will be needed.

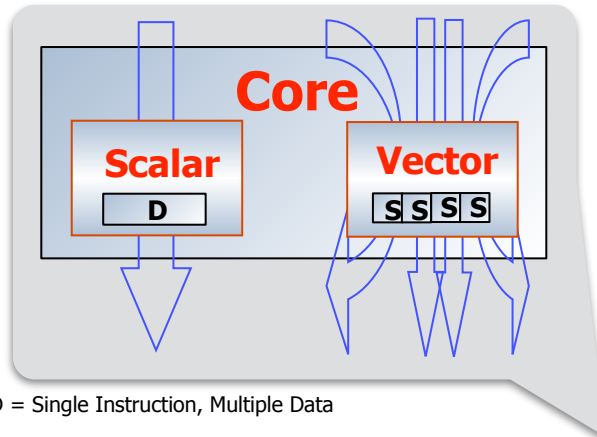


Reconstructed tracks clearly represent groups, which correspond to the primary collisions

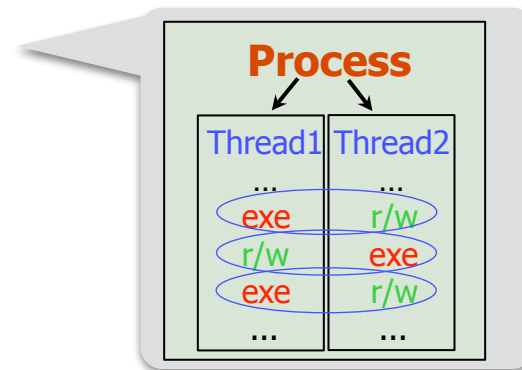
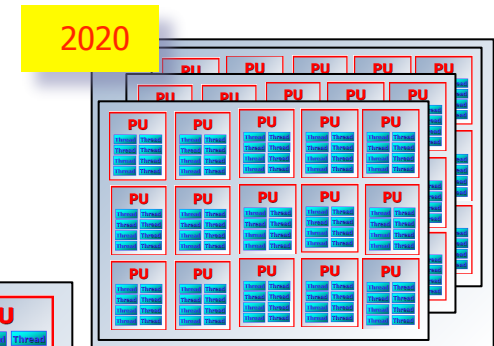

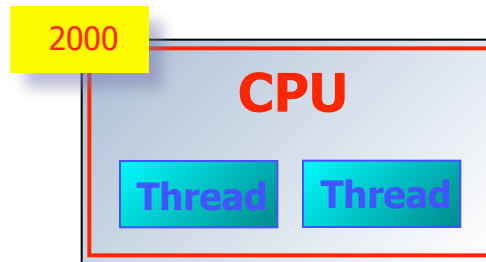
Many-core HPC: Cores, Threads and Vectors

HEP experiments work with high data rates, therefore need High Performance Computing (HPC) !

Vectors (SIMD) = data level parallelism



SIMD = Single Instruction, Multiple Data



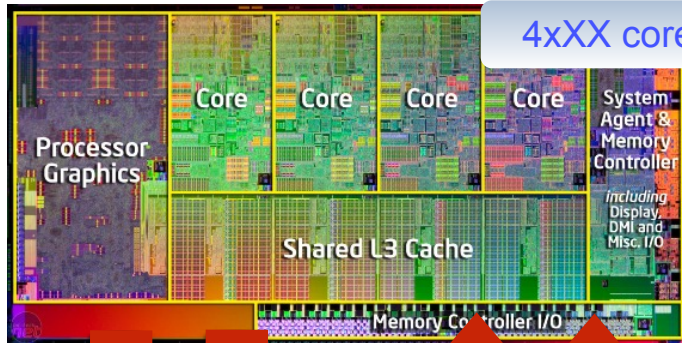
Threads
Cores
HPC
Vectors

Cores and Threads = task level parallelism

Fundamental redesign of traditional approaches to data processing is necessary

Many-Core CPU/GPU Architectures

Intel/AMD CPU



Math

Memory

- Optimized for low latency access to cache data sets
- Control for out-of-order and speculative execution

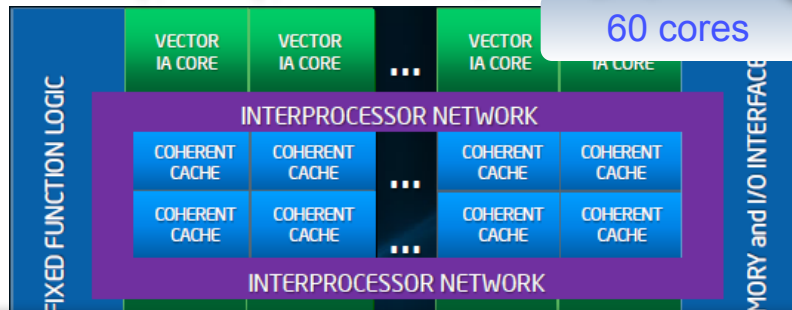
Parallelism

Math

Memory

#Cores

Intel Phi



Nvidia/ATI GPU

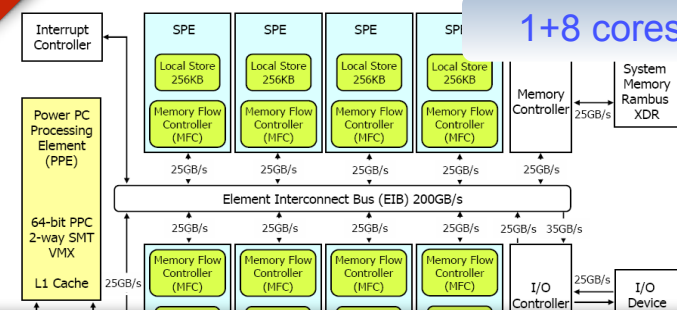


- Optimized for data-parallel, throughput computation
- More transistors dedicated to computation

Stability

Memory

IBM Cell



- General purpose RISC processor (PowerPC)
- 8 co-processors (SPE, Synergistic Processor Elements)
- 128-bit wide SIMD units

Future systems are heterogeneous. Fundamental redesign of traditional approaches to data processing is necessary

Kalman Filter Algorithm

The Kalman filter is a **recursive** estimator – only the estimated state from the previous time step and the current measurement are needed to compute the estimate for the current state.

mean value over n measurements



$$\mu_n = \frac{1}{n} \sum_{i=1}^n x_i$$



$$\mu_{n+1} = \frac{1}{n+1} \sum_{i=1}^{n+1} x_i = \frac{n}{n+1} \left(\frac{1}{n} \sum_{i=1}^n x_i + \frac{1}{n} x_{n+1} \right) = \frac{n}{n+1} \mu_n + \frac{1}{n+1} x_{n+1} = \mu_n + \frac{1}{n+1} (x_{n+1} - \mu_n)$$

mean value over $n+1$ measurements

previous estimation

new measurement

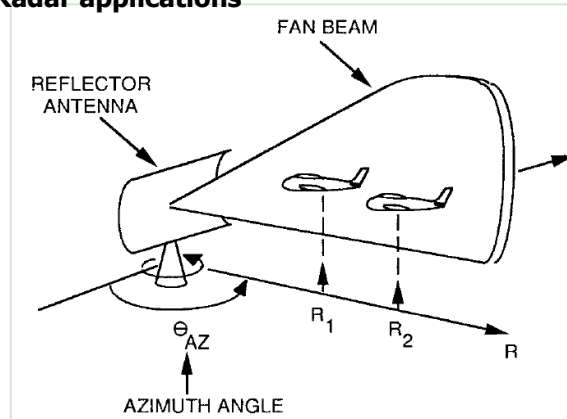
weight

correction

For this work, U.S. President **Barack Obama** rewarded Rudolf Kálmán with the **National Medal of Science** on October 7, 2009.



Radar applications



state vector:

$$\mathbf{r} = \{ x, y, z, v_x, v_y, v_z \}$$

covariance matrix:

$$\mathbf{C} = \begin{Bmatrix} \sigma_x^2 & & & & & \\ & \sigma_y^2 & & & & \\ & & \sigma_z^2 & & & \\ & & & \sigma_{v_x}^2 & & \\ & & & & \sigma_{v_y}^2 & \\ & & & & & \sigma_{v_z}^2 \end{Bmatrix}$$

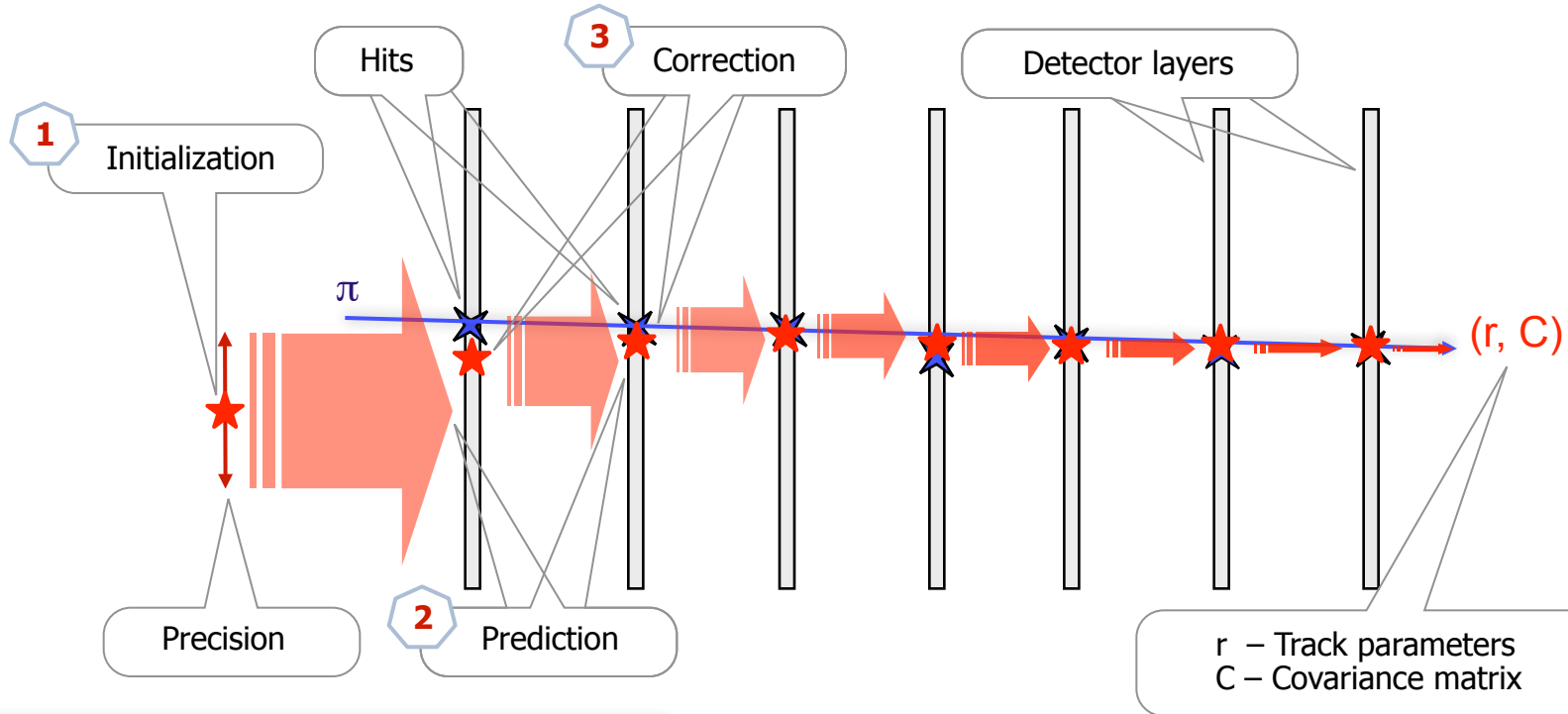


December 21, 1968. The Apollo 8 spacecraft has just been sent on its way to the Moon.

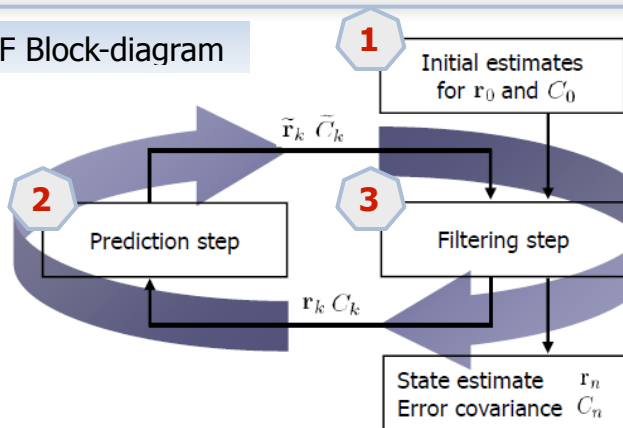
003:46:31 Collins: Roger. At your convenience, would you please go P00 and Accept? We're going to update to your W-matrix.

Kalman Filter based Track Fit

Estimation of the track parameters at one or more hits along the track – Kalman Filter (KF)



KF Block-diagram



KF as a recursive least squares method

State vector

Position, direction and momentum

$$r = \{ x, y, z, p_x, p_y, p_z \}$$

Kalman Filter:

1. Start with an arbitrary initialization.
2. Add one hit after another.
3. Improve the state vector.
4. Get the optimal parameters after the last hit.

Nowadays the Kalman Filter is used in almost all HEP experiments

Kalman Filter Track Fit Quality

CBM track parameters:

$$\mathbf{r} = \{ x, y, t_x, t_y, q/p \}$$

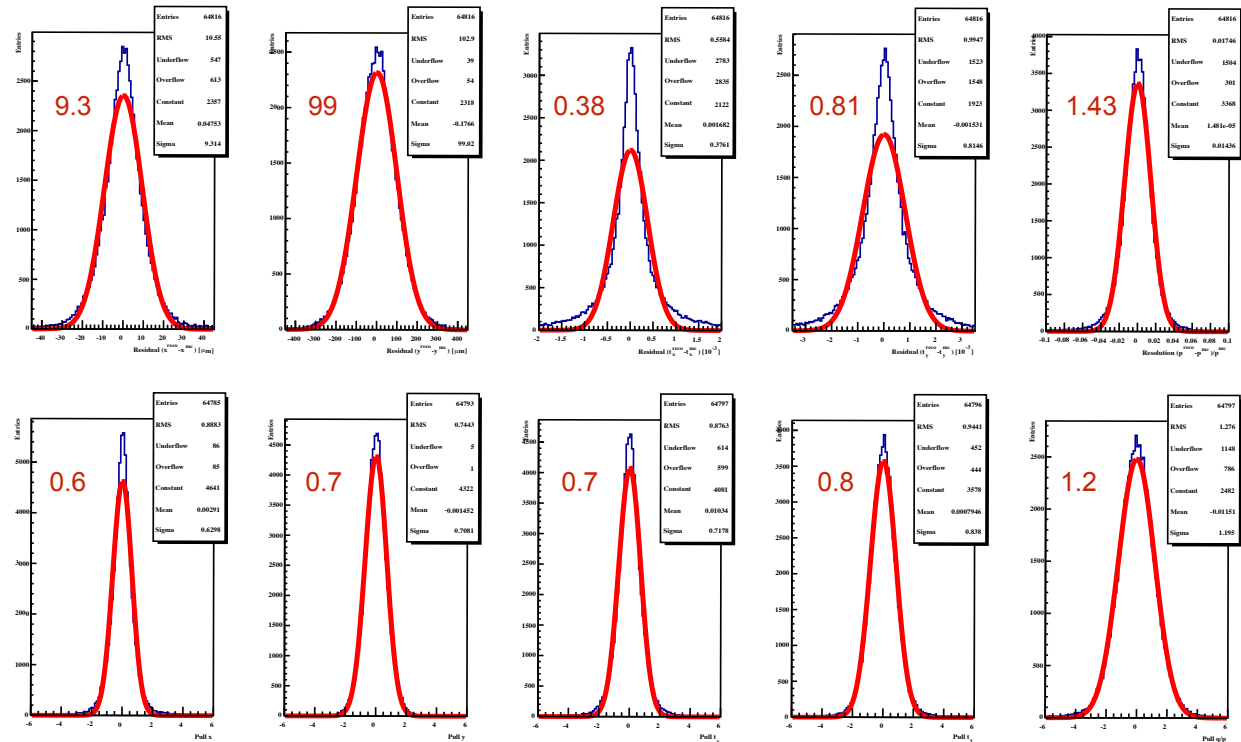
position, tg of slopes, charge over momentum

residuals

$$\rho_x = x_{reco} - x_{mc}$$

pulls

$$P(x) = \frac{\rho_x}{\sqrt{C_{xx}}}$$



resolution					pull widths				
x, μm	y, μm	$t_x, 10^{-3}$	$t_y, 10^{-3}$	p, %	x	y	t_x	t_y	q/p
9.3	99	0.38	0.81	1.43	0.6	0.7	0.7	0.8	1.2

Input hits parameters: $\rho_x = 8.4$, $\rho_y = 91$, Pull $x = 0.63$, Pull $y = 0.69$

Illustrative slide, 2012!

Kalman Filter Track Fit on Cell

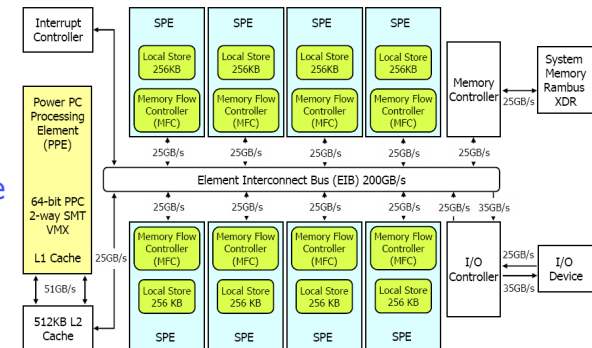
Stage	Description	Time/track	Speedup
Intel	Initial scalar version	12 ms	—
	1 Approximation of the magnetic field	240 μ s	50
	2 Optimization of the algorithm	7.2 μ s	35
Cell	3 Vectorization	1.6 μ s	4.5
	4 Porting to SPE	1.1 μ s	1.5
	5 Parallelization on 16 SPEs	0.1 μ s	10
	Final simdized version	0.1 μ s	120000

10000x faster
on any PC

Comp. Phys. Comm. 178 (2008) 374-383



The KF speed was increased by 5 orders of magnitude



blade11bc4 @IBM, Böblingen:
2 Cell Broadband Engines, 256 kB LS, 2.4 GHz

Motivated by, but not restricted to Cell !

Kalman Filter (KF) Track Fit Library

Kalman Filter Methods

Kalman Filter Tools:

- KF Track Fitter
- KF Track Smoother
- Deterministic Annealing Filter

Kalman Filter Approaches:

- Conventional DP KF
- Conventional SP KF
- Square-Root SP KF
- UD-Filter SP
- Gaussian Sum Filter
- 3D (x,y,z) and 4D (x,y,z,t) KF

Track Propagation:

- Runge-Kutta
- Analytic Formula

Detector Types:

- Pixel
- Strip
- Straw-Tube
- Time Projection Camber

Implementations

Vectorization (SIMD):

- Header Files
- Vc Vector Classes
- ArBB Array Building Blocks
- OpenCL

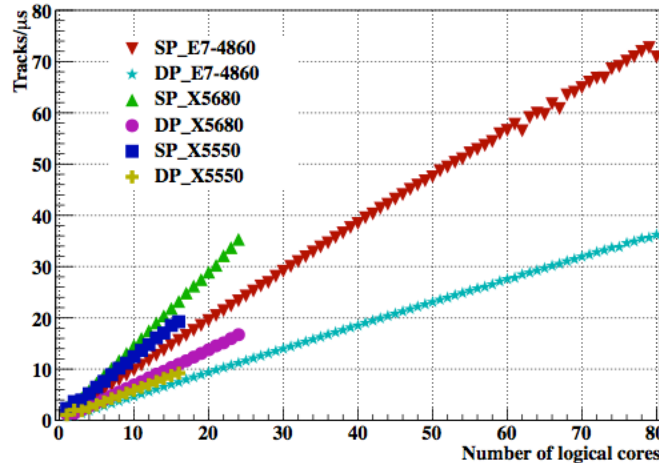
Parallelization (many-cores):

- Open MP
- ITBB
- ArBB
- OpenCL

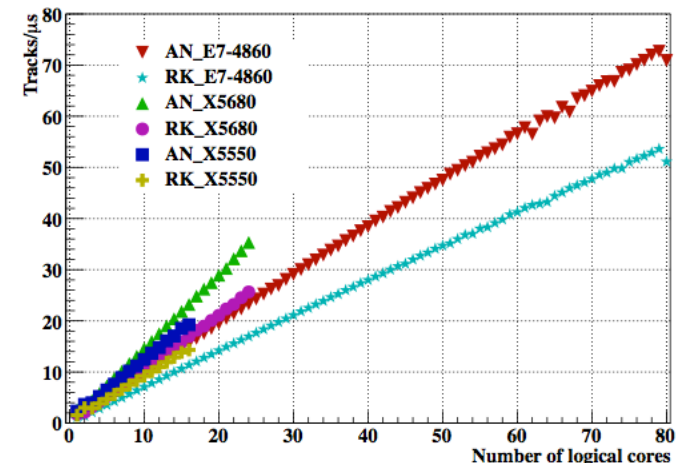
Precision:

- single precision SP
- double precision DP

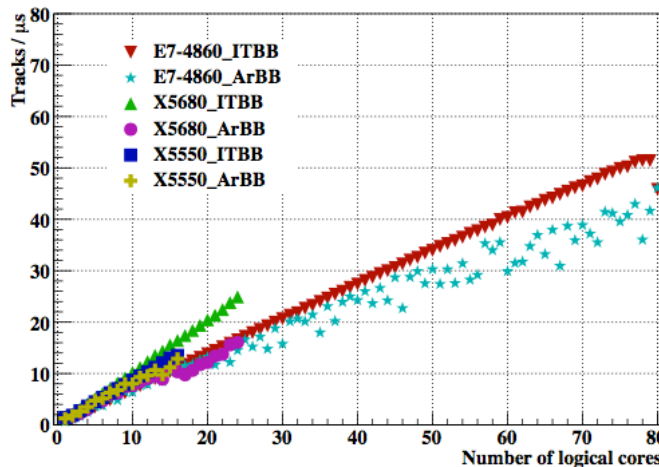
Conventional KF DP vs. SP



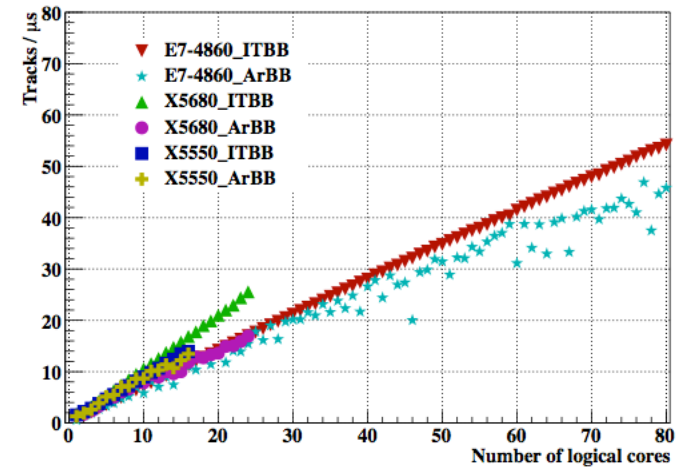
Conventional KF RK4 vs. Analytical



Square-Root KF



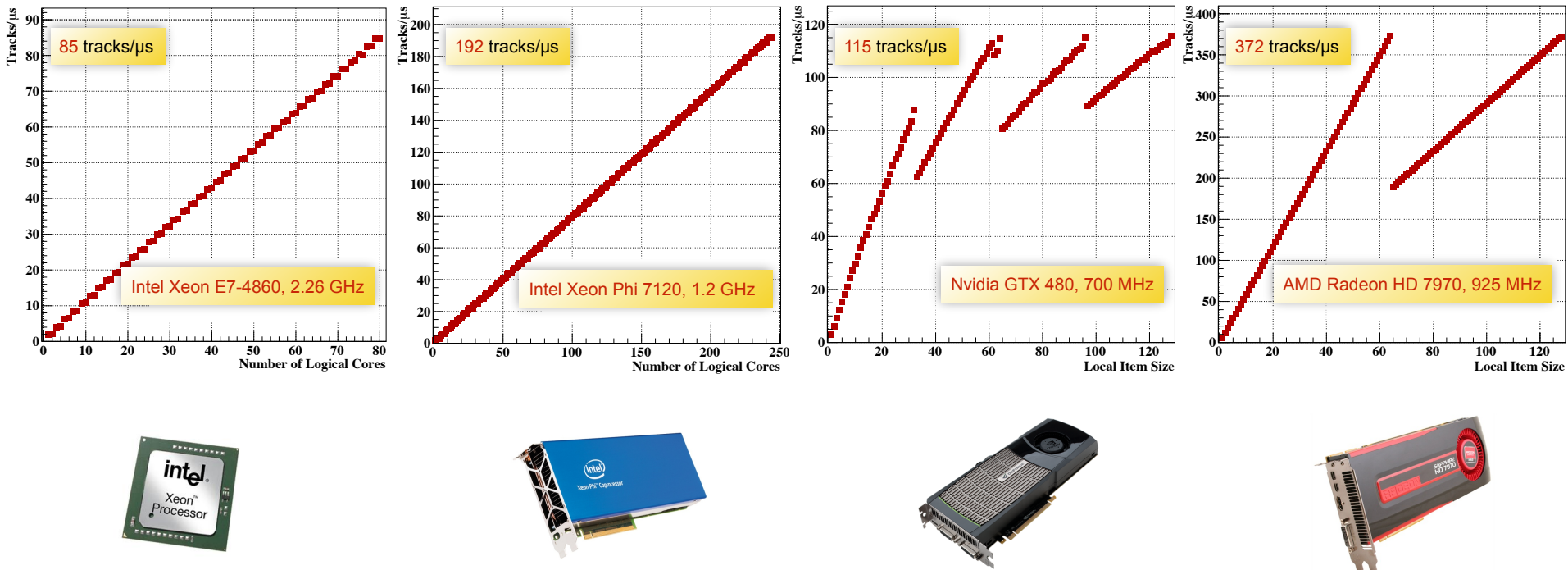
UD KF



Strong many-core scalability of the Kalman filter library

with I. Kulakov, H. Pabst* and M. Zyzak (*Intel)

Full Portability of the KF Track Fit



- **Scalability** with respect to the **number of logical cores** in a CPU is one of the most important parameters of the algorithm.
- The scalability on the **Intel Xeon Phi** coprocessor is **similar** to the **CPU**, but running **four threads per core instead of two**.
- In case of the **graphics cards** the set of tasks is divided into **working groups** of size **local item size** and **distributed among compute units** (or streaming multiprocessors) and the **load of each compute unit** is of the particular **importance**.

Single node KF Track Fit performance: $2 \times \text{CPU} + 2 \times \text{GPU} = 10^9 \text{ tracks/s} = (100 \text{ tracks/event}) \times 10^7 \text{ events/s} = 10^7 \text{ events/s}$

Fast, precise and portable Kalman filter library

Parallelization Challenge in the CBM Event Reconstruction

Location		Architecture	(Nodes·)sockets·cores·threads·SIMD	Data streams
CERN	Switzerland	AMD 6164HE	4·12·1·4	192
GSI	Germany	Intel E7-4860	4·10·2·4	320
ITEP	Russia	AMD 6272	100·(2·16·1·4)	12 800
FIAS	Germany	Intel E5-2600+Intel Phi 7120	2·8·2·8+2·61·4·16	256+7 808
BNL	USA	Intel E5-2680+Intel Phi 5110P	22·(2·12·2·8+2·60·4·16)	8 448+168 960

8 064

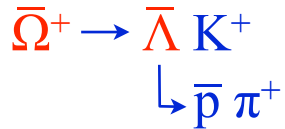
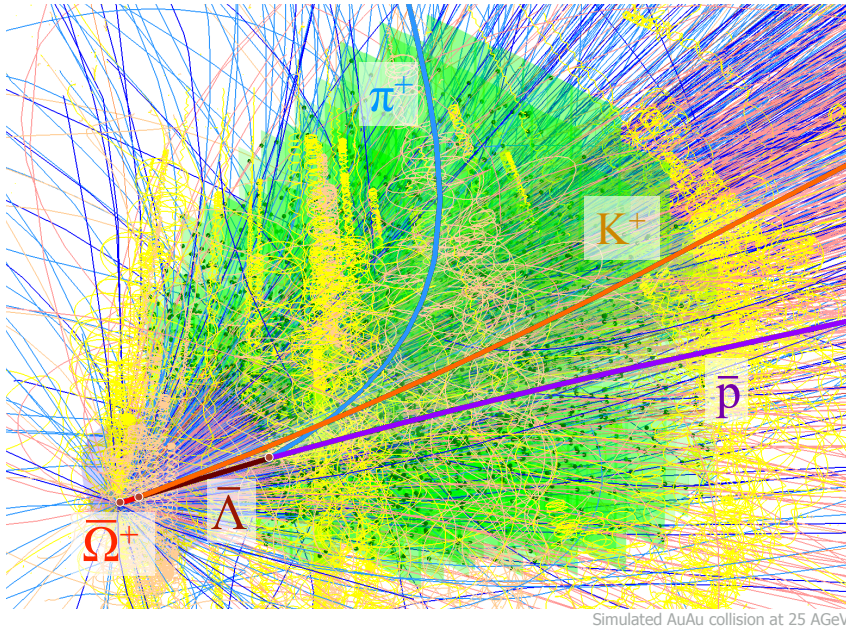
177 408

List of some heterogeneous HPC nodes, used in our investigations

Andrzej Nowak (OpenLab, CERN) by Hans von der Schmitt (ATLAS) at GPU Workshop, DESY, 15-16 April 2013							
	SIMD	Instr. Level Parallelism	HW Threads	Cores	Sockets	Factor	Efficiency
MAX	4	4	1.35	8	4	691.2	100.0%
Typical	2.5	1.43	1.25	8	2	71.5	10.3%
HEP	1	0.80	1	6	2	9.6	1.4%
CBM@FAIR	4	3	1.3	8	4	499.2	72.2%

Parallelization becomes a standard in the CBM experiment

KF Particle: Reconstruction of Decayed Particles



```

KFParticle Lambda(P, Pi);           // construct anti Lambda
Lambda.SetMassConstraint(1.1157);   // improve momentum and mass
KFParticle Omega(K, Lambda);        // construct anti Omega
PV -= (P; Pi; K);                   // clean the primary vertex
PV += Omega;                         // add Omega to the primary vertex
Omega.SetProductionVertex(PV);       // Omega is fully fitted
(K; Lambda).SetProductionVertex(Omega); // K, Lambda are fully fitted
(P; Pi).SetProductionVertex(Lambda); // p, pi are fully fitted

```

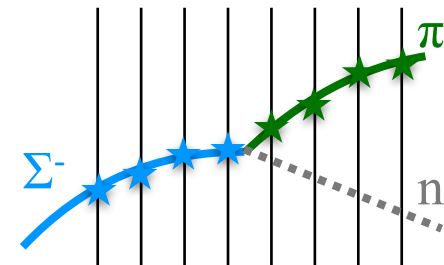
Concept:

- Mother and daughter particles have the same state vector and are treated in the same way
- Reconstruction of decay chains
- Kalman filter based
- Geometry independent
- Vectorized
- Uncomplicated usage

Functionality:

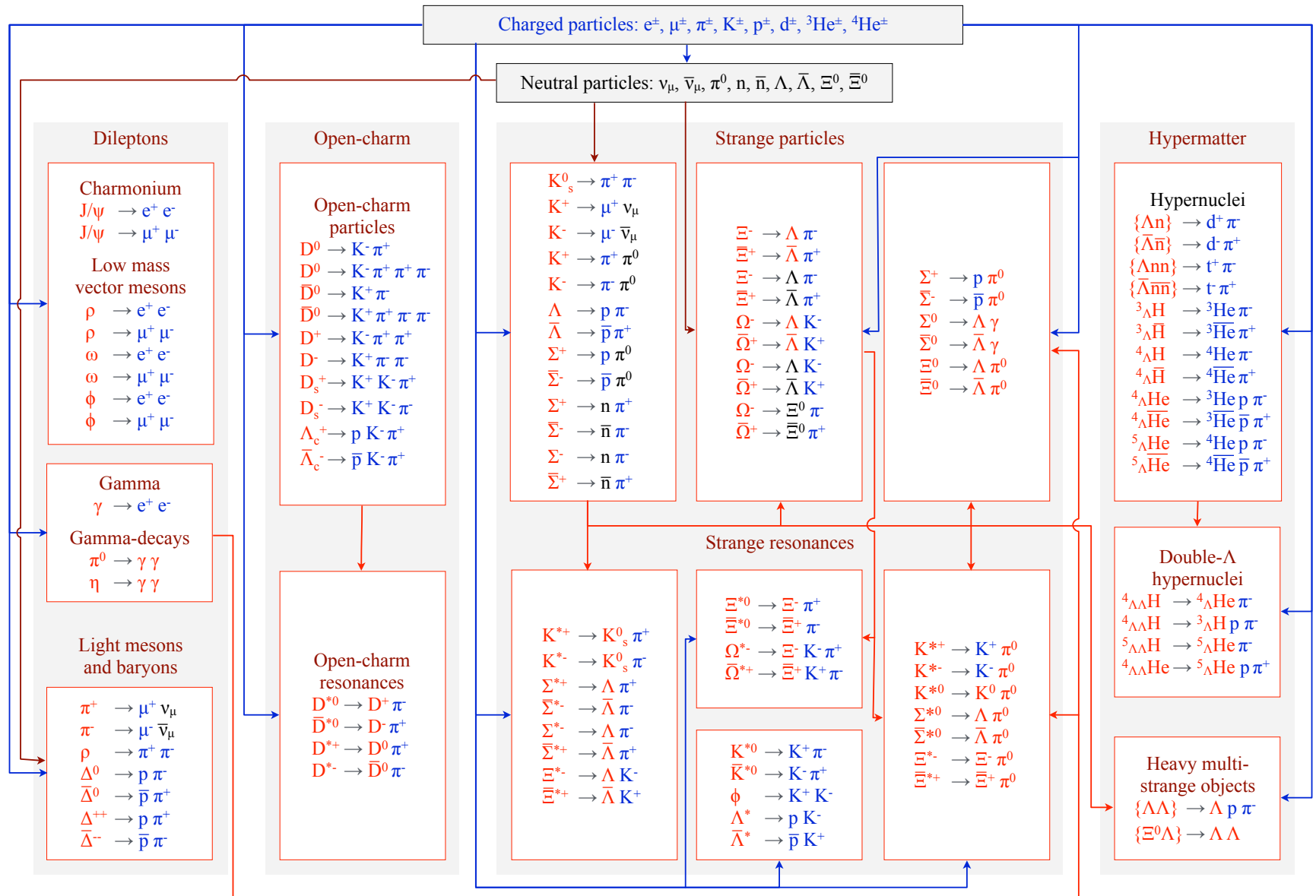
- Construction of short-lived particles
- Addition and subtraction of particles
- Transport
- Calculation of an angle between particles
- Calculation of distances and deviations
- Constraints on mass, production point and decay length
- KF Particle Finder

Reconstruction of decays with a neutral daughter by the missing mass method:



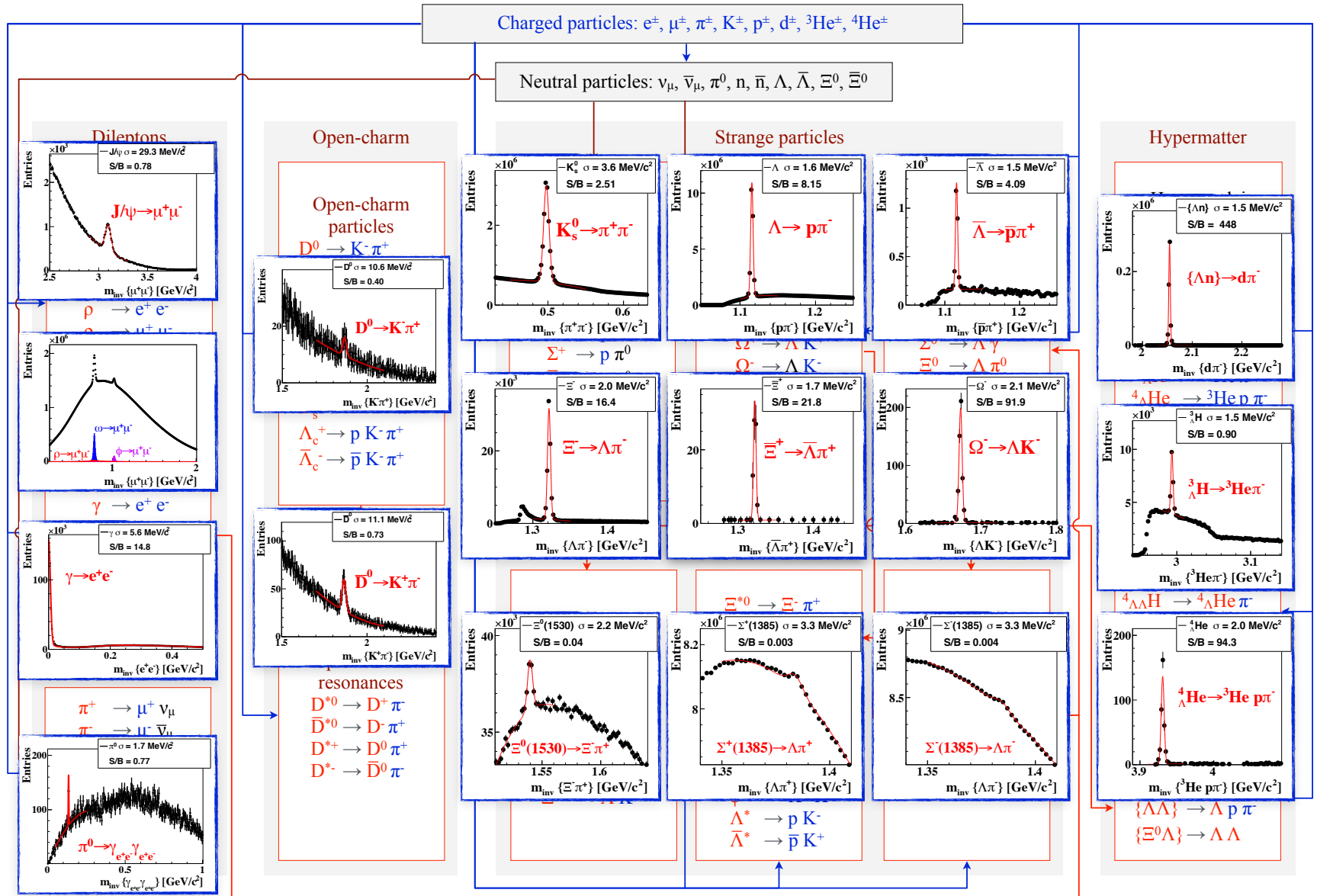
KF Particle provides a simple and direct approach to physics analysis (used in CBM, ALICE and STAR)

KF Particle Finder for Physics Analysis and Selection

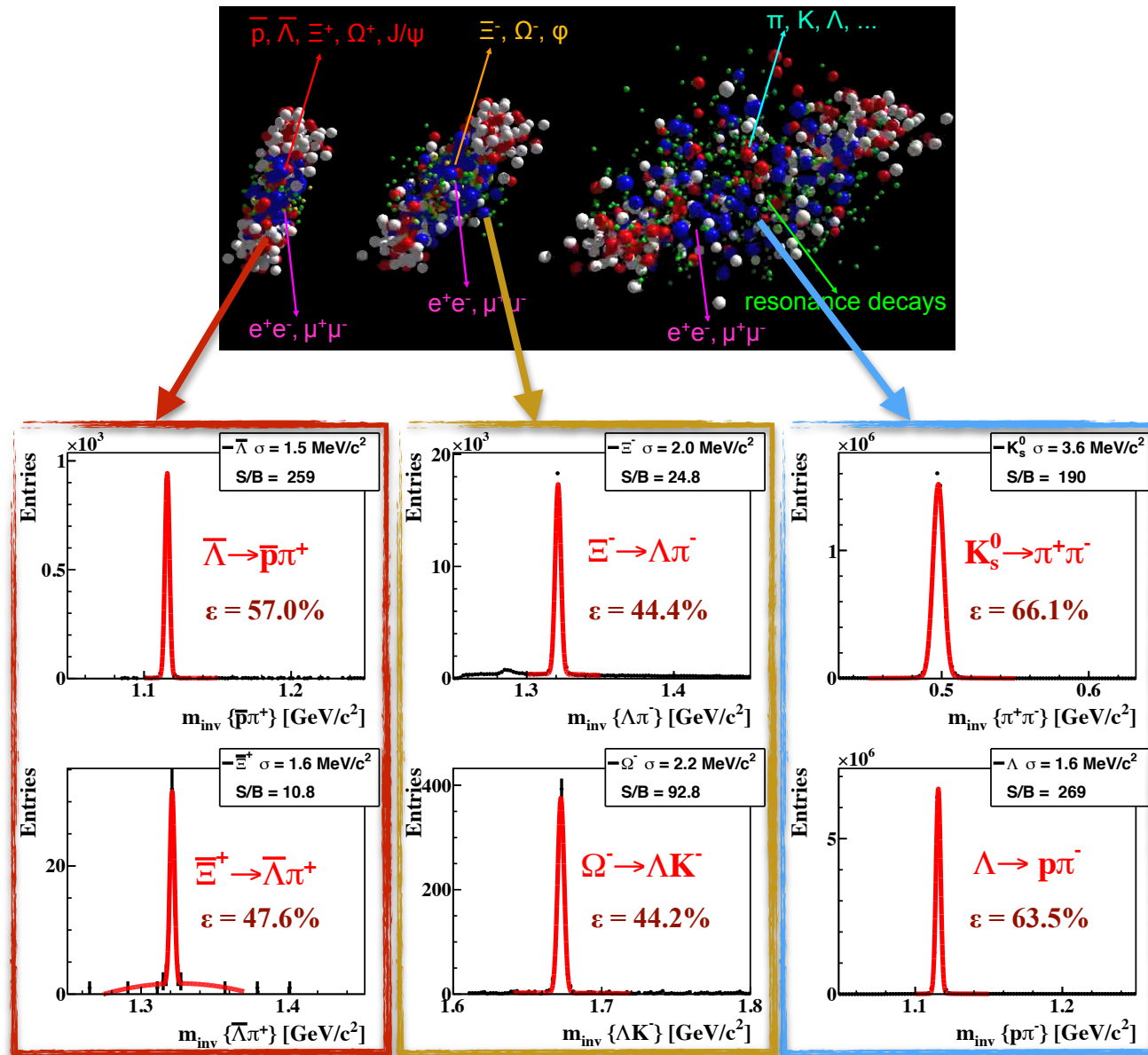


(mbias: 1.4 ms; central: 10.5 ms)/event/core

KF Particle Finder for Physics Analysis and Selection



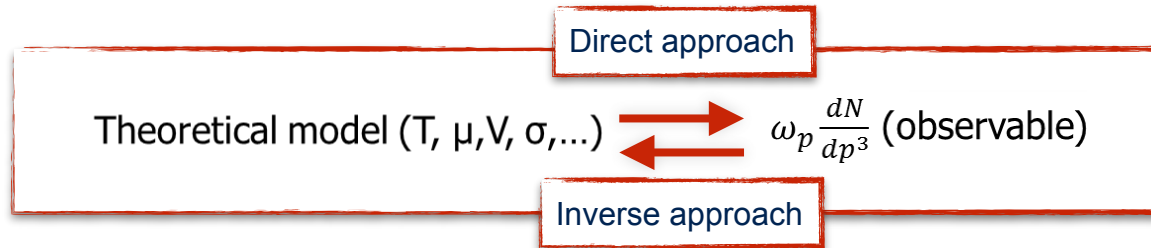
Clean Probes of Collision Stages



AuAu, 10 AGeV, 3.5M central UrQMD events, MC PID

CBM Online Physics Analysis

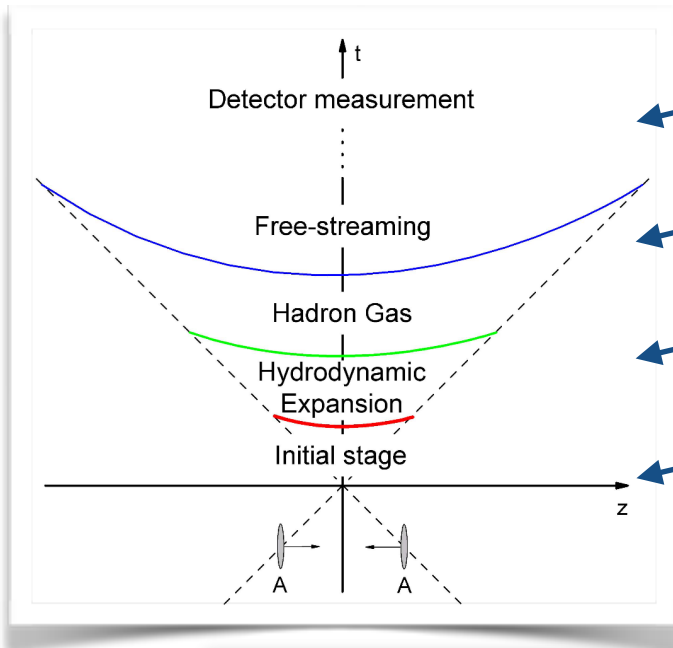
Online physics analysis = online extraction of medium properties in heavy-ion collisions



Motivation:

- determination of physical properties of QCD matter created in HIC (temperature, flow, phase transitions, ...),
- obtain limits of applicability of different models

Stages of collision



Models for different stages

Final momentum spectrum (**Blast-Wave**, Tsallis, ...)

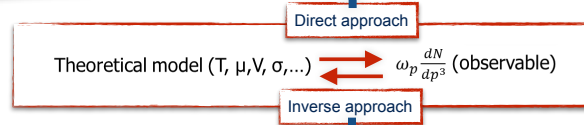
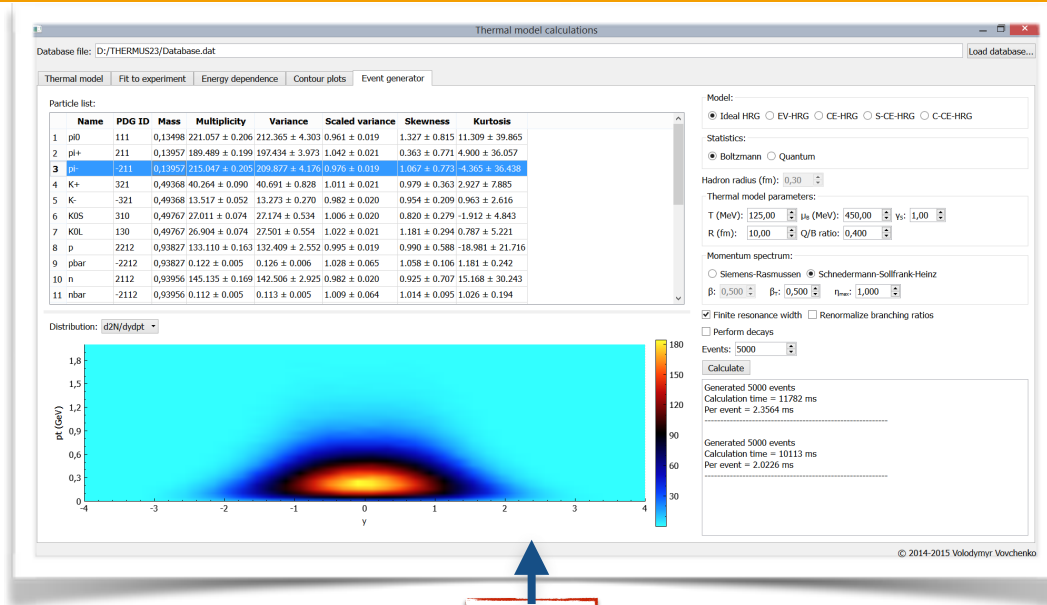
Statistical-thermal models for chemical freeze-out (**ideal hadron gas**, **Van der Waals hadron gas**, Hagedorn states, ...)

Relativistic hydrodynamics (**ideal**, viscous; **(0+1)D**, **(1+1)D**, **(3+1)D**, ...)

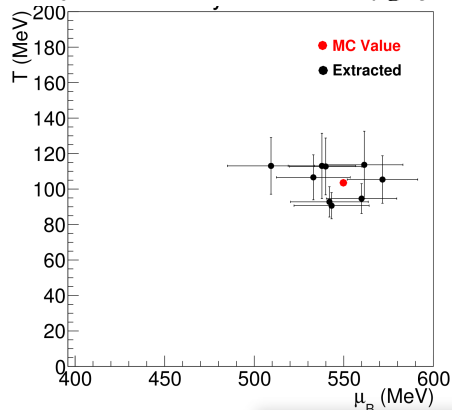
Initial stage (**Glauber**, CGC, ...)

A package to extract the parameters of theoretical models in CBM experiment is implemented

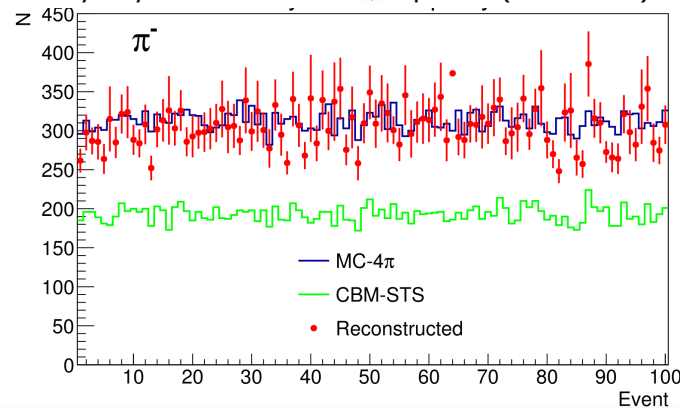
CBM Online Physics Analysis



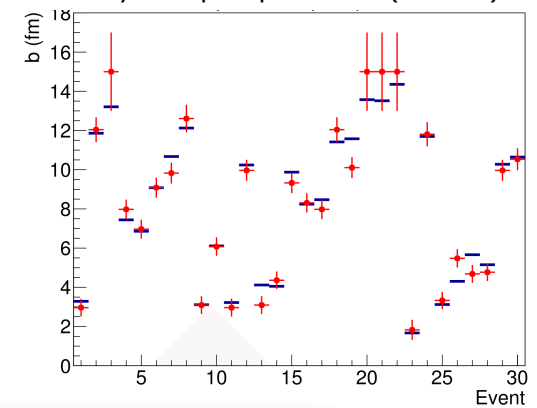
E.-by-E. extraction of T and μ_B (HRG)



E.-by-E. yield estimate incl. acceptance (Blast-Wave)

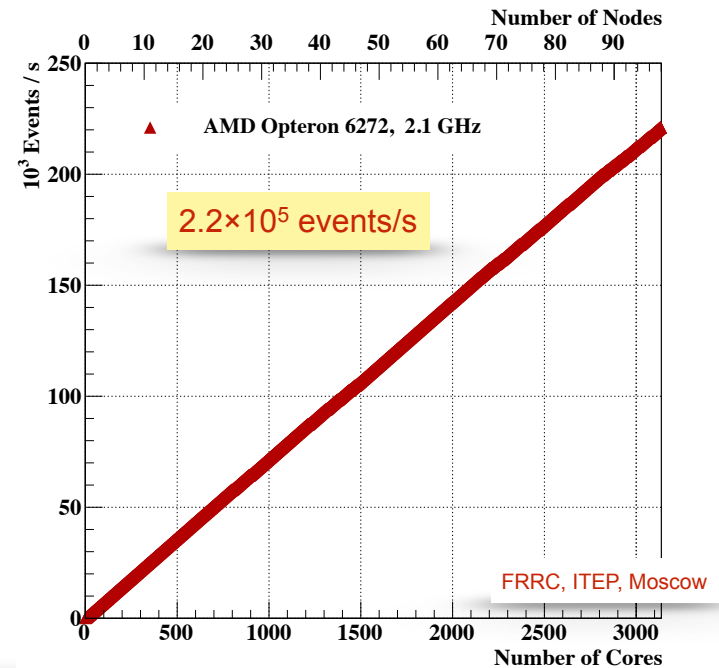
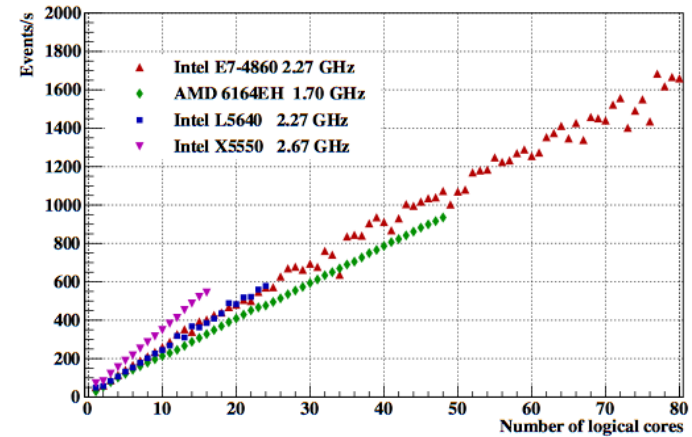
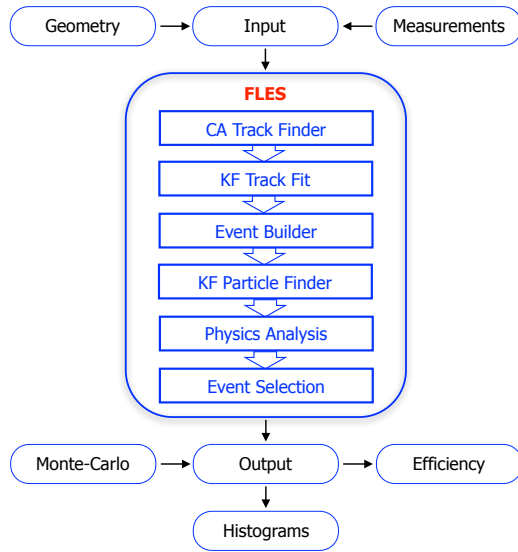


E.-by-E. impact parameter (Glauber)



A package to extract the parameters of theoretical models in CBM experiment is implemented

CBM Standalone First Level Event Selection (FLES) Package

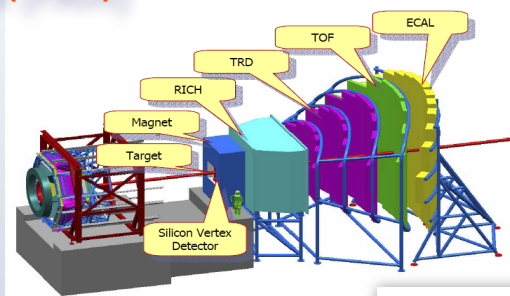


The FLES package is vectorized, parallelized, portable and scalable up to 3 200 CPU cores

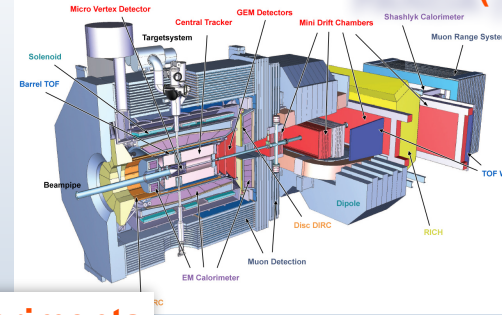
Summary: to be HPC Efficient - Consolidate Efforts

Common Reconstruction and Analysis Package

CBM (FAIR)

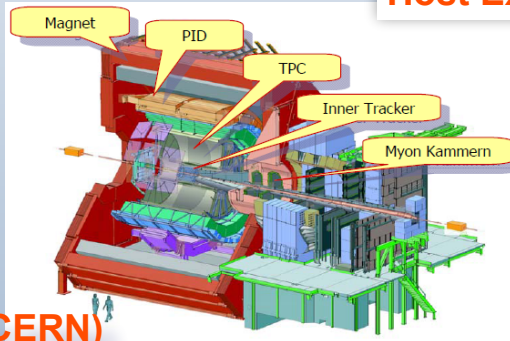


PANDA (FAIR)

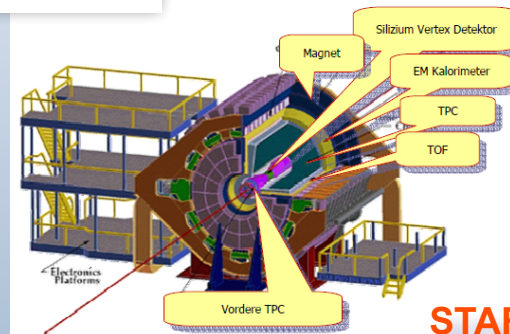


Host Experiments

ALICE (CERN)



STAR (BNL)

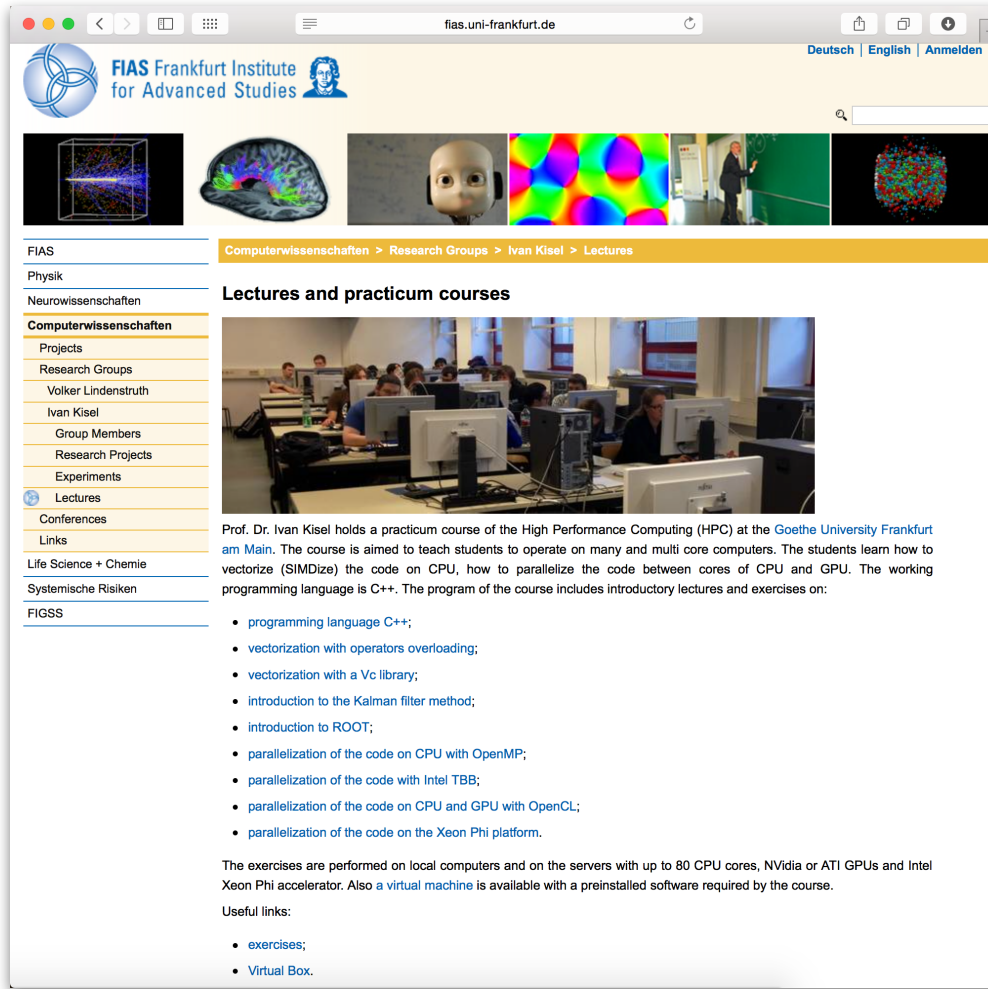


Consolidate efforts of:

- Physicists
- Mathematicians
- Computer scientists
- Developers of // languages
- Many-core CPU/GPU manufacturers

HPC Practical Course at the Goethe University Frankfurt

<http://fias.uni-frankfurt.de/de/cs/kisel/lectures/>



The screenshot shows the FIAS website with a navigation menu on the left and a main content area. The main content area is titled "Lectures and practicum courses" and features a photo of a classroom. Below the photo, there is a paragraph about the course and a list of topics.

FIAS Frankfurt Institute for Advanced Studies

Deutsch | English | Anmelden

Computerwissenschaften > Research Groups > Ivan Kisel > Lectures

Lectures and practicum courses

Prof. Dr. Ivan Kisel holds a practicum course of the High Performance Computing (HPC) at the [Goethe University Frankfurt am Main](#). The course is aimed to teach students to operate on many and multi core computers. The students learn how to vectorize (SIMDize) the code on CPU, how to parallelize the code between cores of CPU and GPU. The working programming language is C++. The program of the course includes introductory lectures and exercises on:

- programming language C++;
- vectorization with operators overloading;
- vectorization with a Vc library;
- introduction to the Kalman filter method;
- introduction to ROOT;
- parallelization of the code on CPU with OpenMP;
- parallelization of the code with Intel TBB;
- parallelization of the code on CPU and GPU with OpenCL;
- parallelization of the code on the Xeon Phi platform.

The exercises are performed on local computers and on the servers with up to 80 CPU cores, NVIDIA or ATI GPUs and Intel Xeon Phi accelerator. Also a [virtual machine](#) is available with a preinstalled software required by the course.

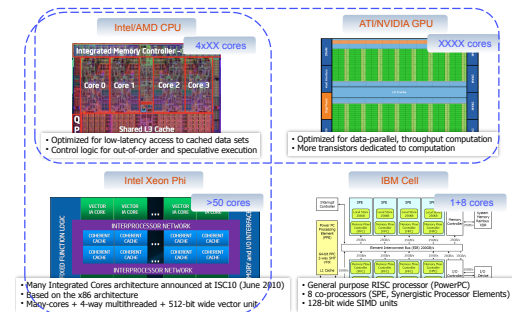
Useful links:

- [exercises](#);
- [Virtual Box](#).

Goethe University of Frankfurt am Main

High Performance Computing

A Practical Course



Prof. Dr. I. Kisel and PhD students
V. Akishina, A. Belousov, G. Kozlov, I. Kulakov, M. Pugach, M. Zyzak

2012 - 2016

Conclusion

The future is parallel.
The future is parallel.
The future is parallel.
The future is parallel.
The future is parallel.