

Charmonium at CDF

*Kai Yi
University of Iowa
(for CDF Collaboration)*

Charm 2009, Leiman, May20, 2009



Challenges from charmonium-like states

Quark model works pretty well so far

*however, it is **challenged** by newly discovered charmonium-like states*

these states are called X/Y/Z

Outline

*CDF has been involved the first X states—X(3872) and continues to contribute to it: determine quantum number, precisely measures **X(3872) mass**.*

*CDF **new contribution** to X/Y/Z: **Y(4140) → J/Ψφ***

Strong Points for CDF

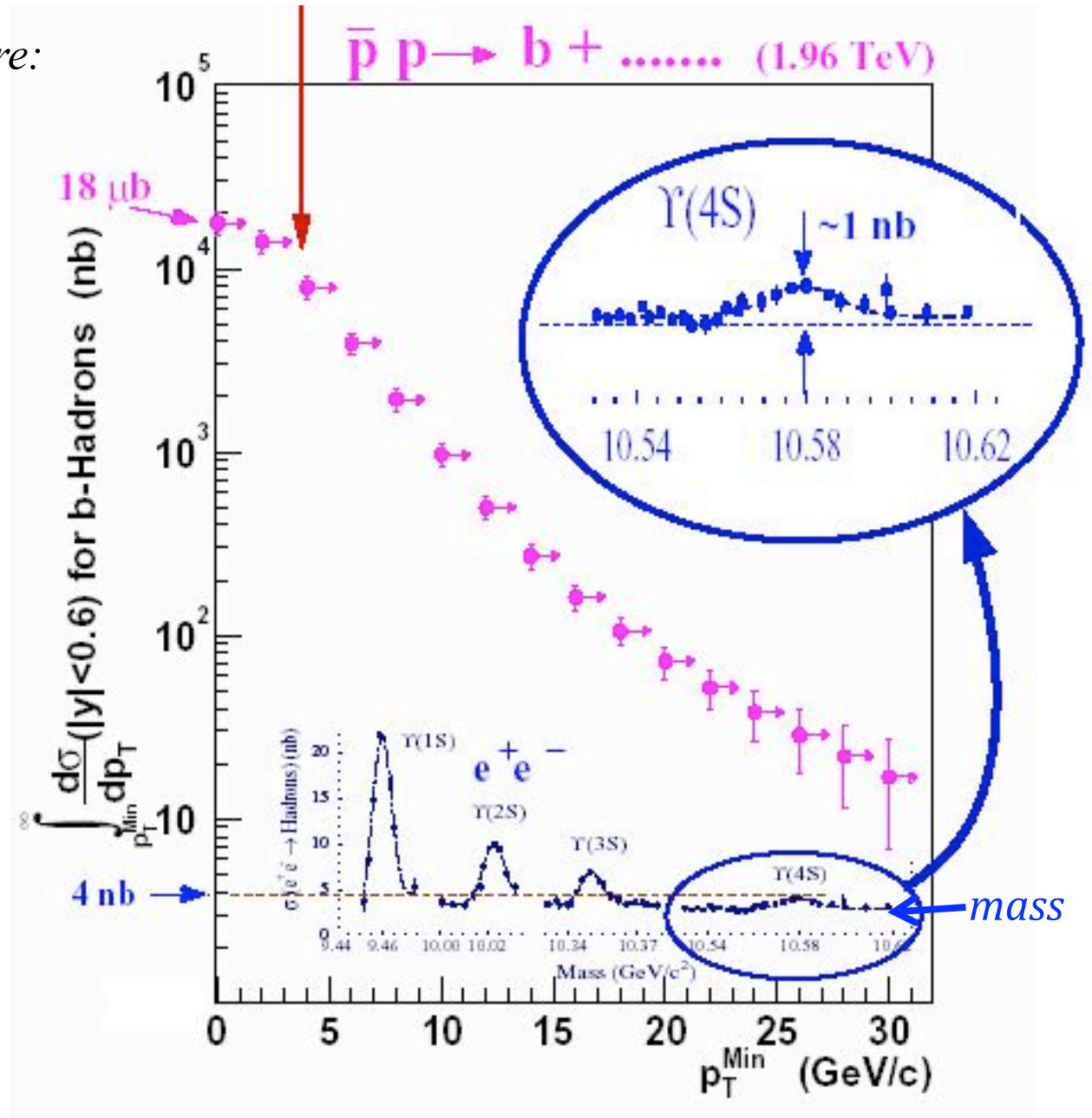
Heavy hadrons at Tevatron are:

- *copiously produced*
- *boosted*
 - vertex separation
 - boost low p_T daughters

CDF has:

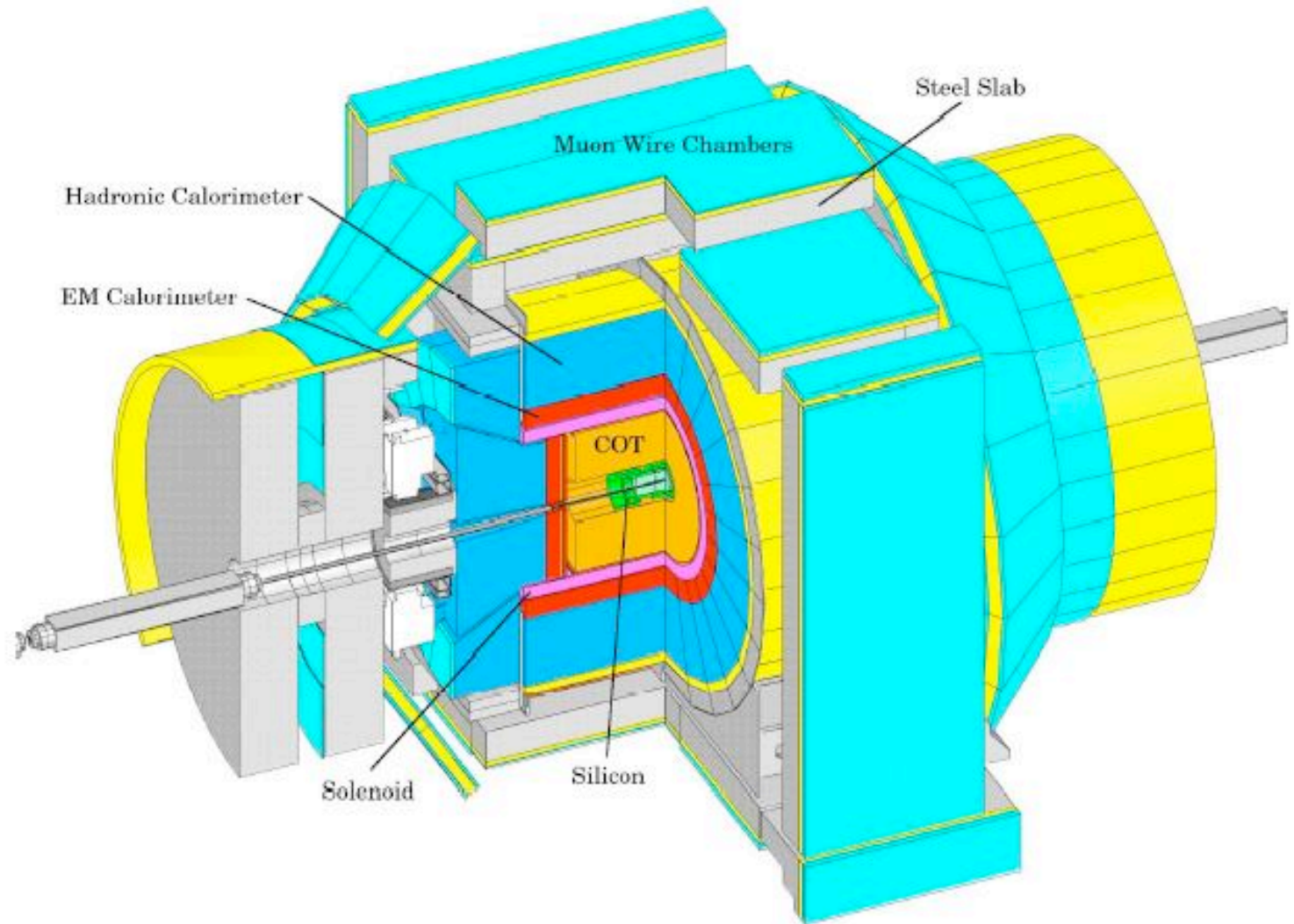
- excellent *mass resolution*
- excellent *vertex resolution*
- reasonable hadron *PID*

CDF detector

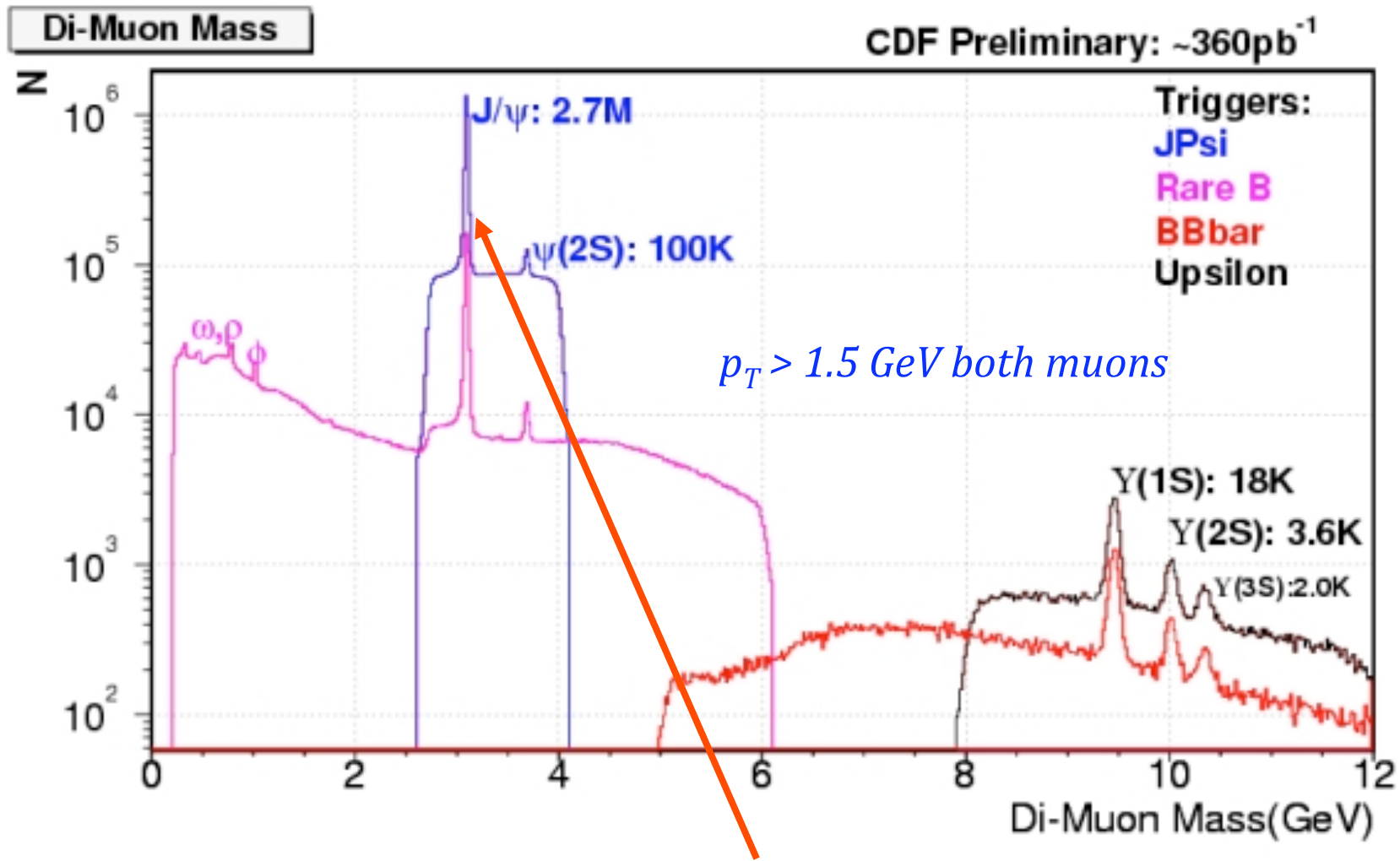


CDF detector

- *Muon: μ ID*
- *ToF: TOF*
- *COT: track p
 $dEdx$*
- *Silicon: track p
vertex*



CDF Di-muon trigger

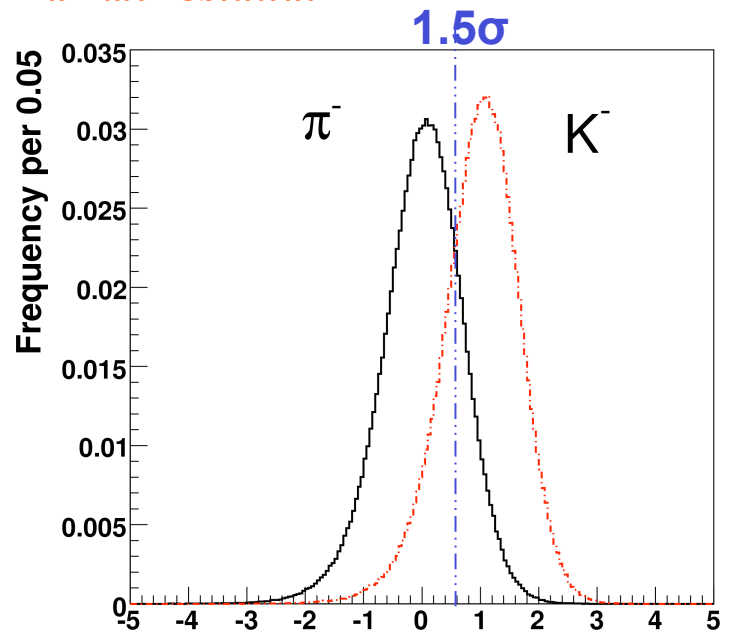


Scale to $\sim 2.7\text{fb}^{-1}$, $\sim 20\text{M J}/\psi$ with silicon hits
used for this analysis

CDF hadron PID

Main background: *prompt pions*, need PID to suppress

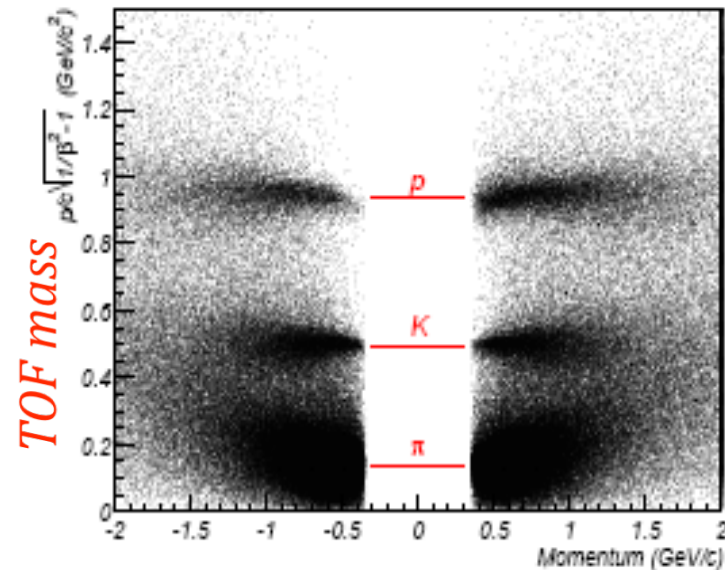
dEdx residual



dE/dx parameterized using $D^{(*)} \rightarrow D^0 \pi^{+(-)}$ sample

dE/dx efficiency $\sim 100\%$

CDF Time-of-flight: Tevatron store 860-12/23/2001



Excellent resolution

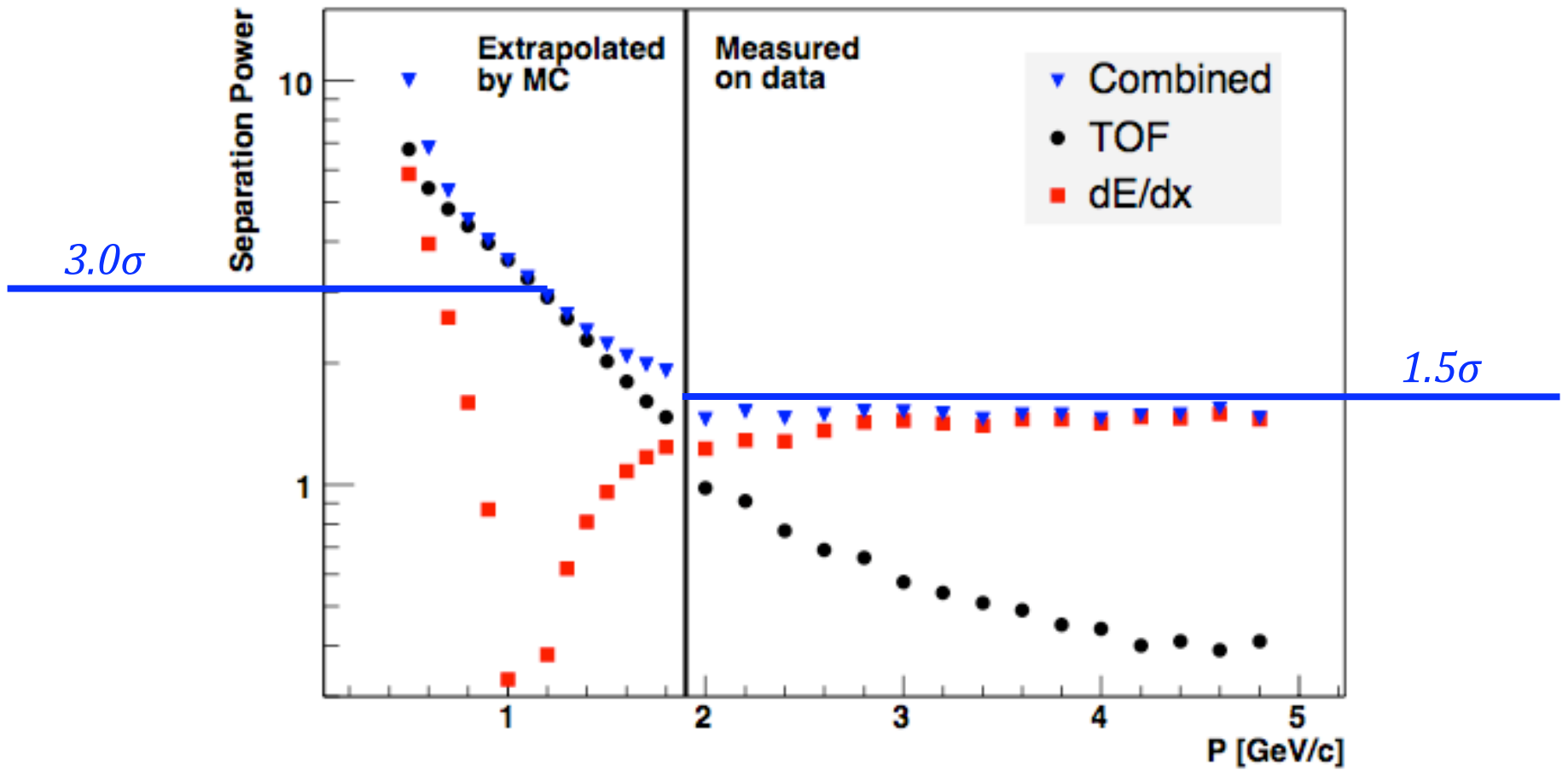
Time-of-Flight acceptance+efficiency $\sim 60\%$

Make use of both *dEdx* and *ToF* for hadron PID
summarizing *dEdx* and *ToF* into a *log-likelihood ratio*

CDF hadron PID

CDF Run II Preliminary

$K-\pi$ separation

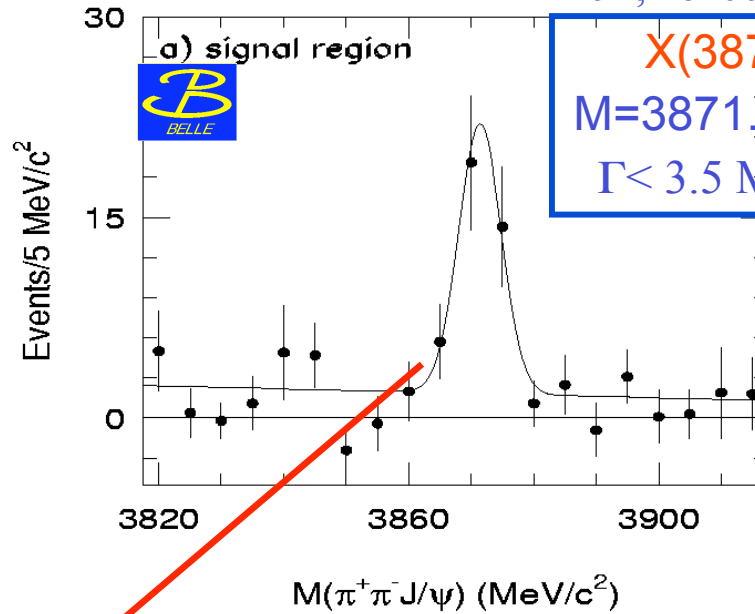


Typical B decay daughter momentum ~GeV

X(3872)--2003

PRL 91, 262001

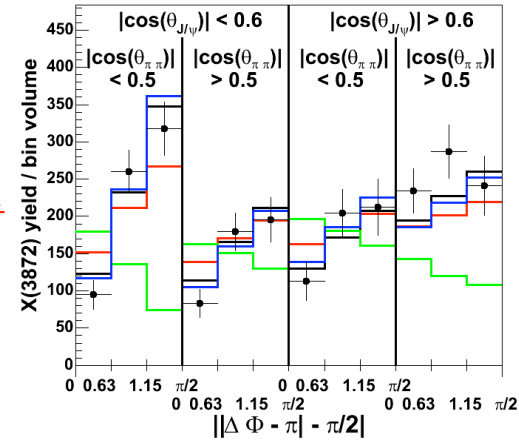
$N^{2S+1}L_J$	J^{PC}	$u\bar{d}, u\bar{u}, d\bar{d}$ $I = 1$	$u\bar{u}, d\bar{d}, s\bar{s}$ $I = 0$	$c\bar{c}$ $I = 0$
1^1S_0	0^{-+}	π	η, η'	$\eta_c(1S)$
1^3S_1	1^{--}	ρ	ω, ϕ	$J/\psi(1S)$
1^1P_1	1^{+-}	$b_1(1235)$	$h_1(1170), h_1(1380)$	$h_c(1P)$
1^3P_0	0^{++}	$a_0(1450)^*$	$f_0(1370)^*, f_0(1710)^*$	$\chi_{c0}(1P)$
1^3P_1	1^{++}	$a_1(1260)$	$f_1(1285), f_1(1420)$	$\chi_{c1}(1P)$
1^3P_2	2^{++}	$a_2(1320)$	$f_2(1270), f_2'(1525)$	$\chi_{c2}(1P)$
1^1D_2	2^{-+}	$\pi_2(1670)$	$\eta_2(1645), \eta_2(1870)$	
1^3D_1	1^{--}	$\rho(1700)$	$\omega(1650)$	$\psi(3770)$
1^3D_2	2^{--}			??
1^3D_3	3^{--}	$\rho_3(1690)$	$\omega_3(1670), \phi_3(1850)$	
1^3F_4	4^{++}	$a_4(2040)$	$f_4(2050), f_4(2220)$	
2^1S_0	0^{-+}	$\pi(1300)$	$\eta(1295), \eta(1440)$	$\eta_c(2S)$
2^3S_1	1^{--}	$\rho(1450)$	$\omega(1420), \phi(1680)$	$\psi(2S)$
2^3P_2	2^{++}	$a_2(1700)$	$f_2(1950), f_2(2010)$	
3^1S_0	0^{-+}	$\pi(1800)$	$\eta(1760)$	



$X(3872) \rightarrow J/\psi \pi^+ \pi^-$
 $M = 3871.8 \pm 0.7 \pm 0.4 \text{ MeV}$
 $\Gamma < 3.5 \text{ MeV @ 90\% CL}$

mass ~70 MeV > predictions (2003)
 $\pi^+ \pi^-$ peak at high value like a ρ (2003)

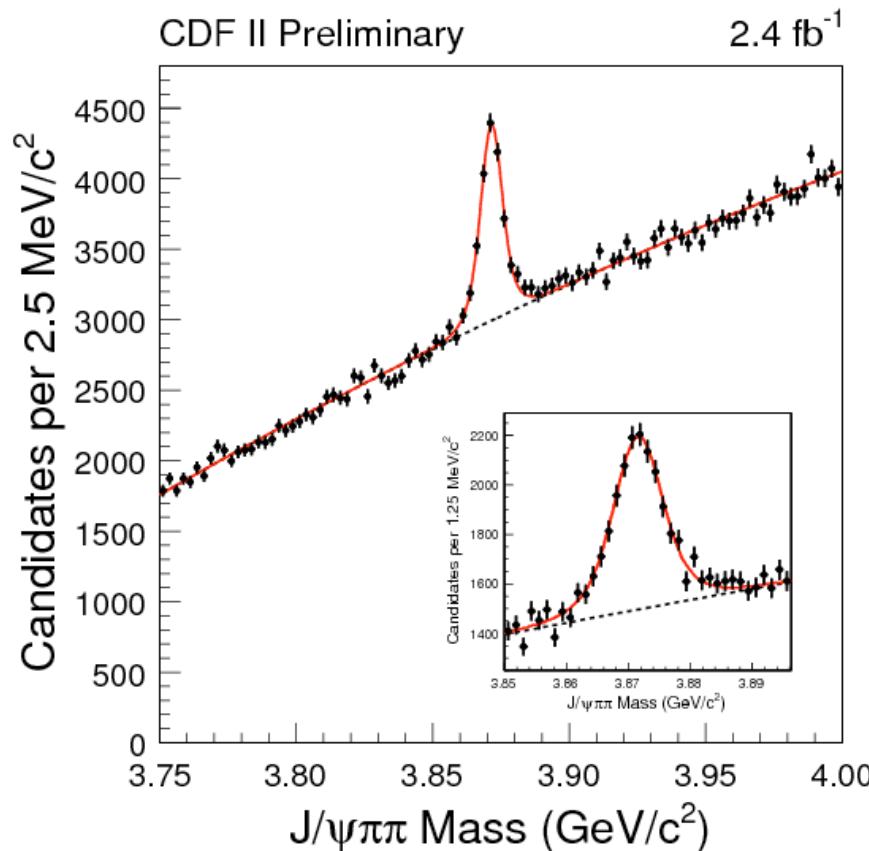
$J^{PC} = 1^{++} \text{ or } 2^{-+}$



CDF Run II
 $L \approx 780 \text{ pb}^{-1}$

- $X(3872)$
- data points
- acc. corrected prediction for
- 0^{++}
- 1_s^-
- 1^{++}
- 2^+

New $X(3872)$ Mass Measurement at CDF



~6000 signals

The *largest* sample to date

Use neural network to select

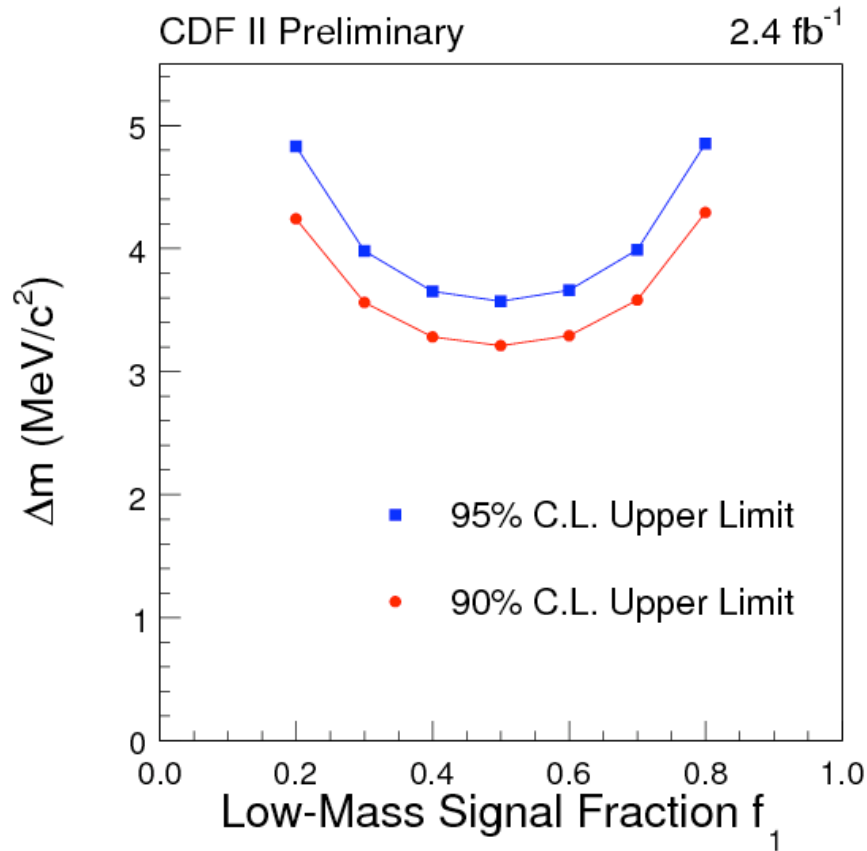
I. Test the hypothesis of:

$X(3872)$ composed of *two states*?

II. Make (most) *precise mass measurement*

Relevant to DD^* molecule hypothesis

New $X(3872)$ Mass Measurement at CDF



Assuming different fraction for possible two states.

Breit-Wigners convoluted with resolution (assuming same width-1.34 MeV/c²)

Consistent with one state in data, set limit for two state mass difference:

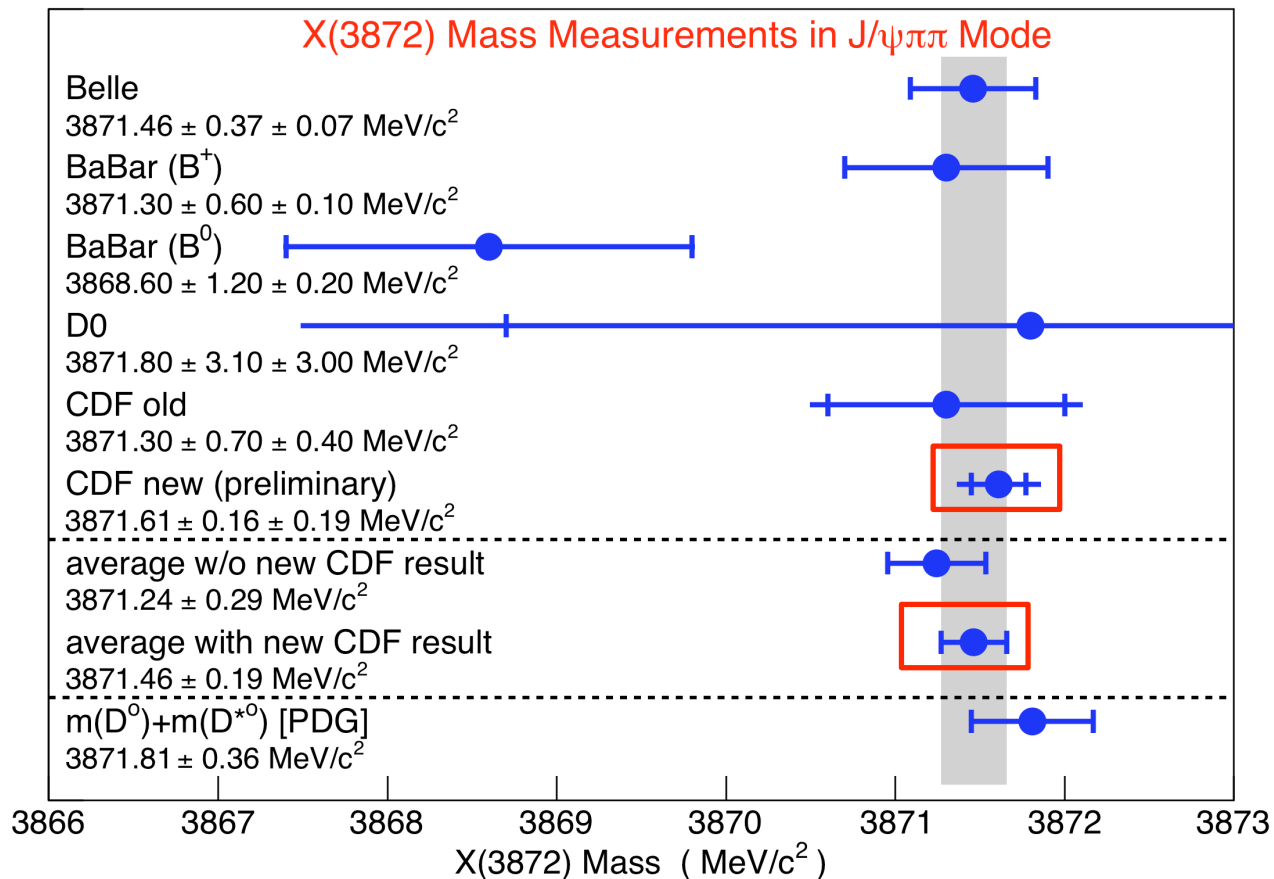
$\Delta m < 3.2$ (3.6) MeV/c² at 90% (95%) C.L.

Conclusion:

Consistent with one state hypothesis.

$m(X(3872)) = 3871.61 \pm 0.16$ (stat) ± 0.19 (syst) MeV/c²
 (assuming one state hypothesis)

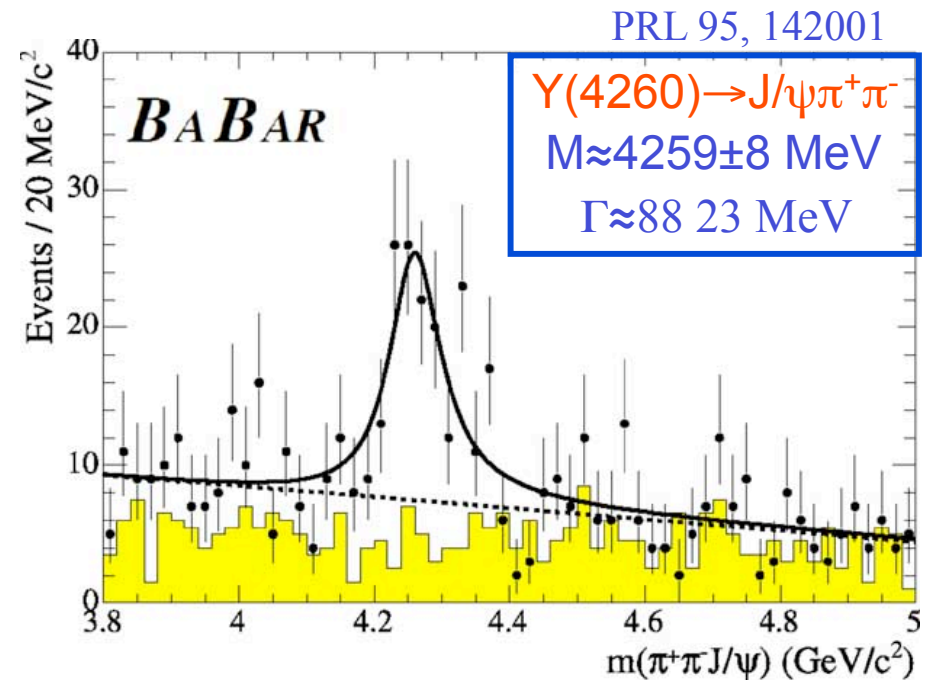
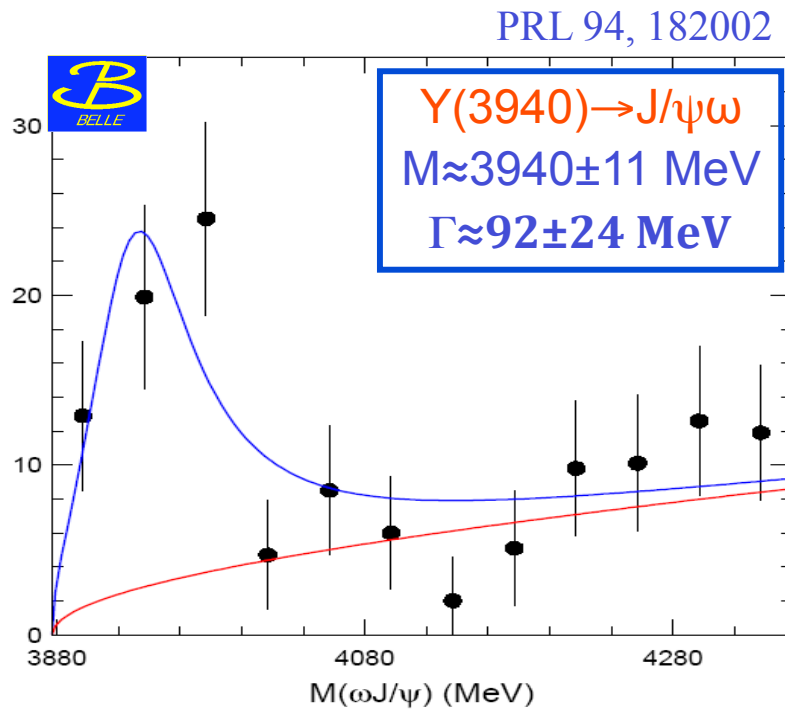
New $X(3872)$ Mass Measurement at CDF



Consistent with one state hypothesis

*The most precise measurement to date,
still within the D^*D threshold uncertainty*

Motivation to search for new state



Above $D\bar{D}$ & $D\bar{D}^*$ threshold,
 tiny Branching Fraction expected
 New mass and width from BaBar:
 $M \approx 3914^{+3.8}_{-3.4} \pm 2.0, \Gamma \approx 34^{+12}_{-8} \pm 5 \text{ MeV}$
 at the $J/\psi \omega$ threshold ?

Well above $D\bar{D}$ & $D\bar{D}^*$ threshold,
 tiny Branching Fraction expected
 $J^{PC} = 1^-$, plus $Y(4350), Y(4660)$
 too many 1^- ?

Many more, for instance, $Z(4430)^+$, but no heavier quark such as s involved.¹²

Why search $J/\psi\phi$?

- *Possibilities of four-quark states, hybrid etc have been proposed*

$J/\psi\phi$

- *extends to heavy quark*
- *reaches for four-quark states*
- *reaches for hybrid*
- *reaches for other possibilities such as nuclear-bound states etc*

Search through exclusive B decays is experimentally easy

$B \rightarrow J/\psi\phi K$ decays have been observed

No structure has been reported so far

Analysis strategy

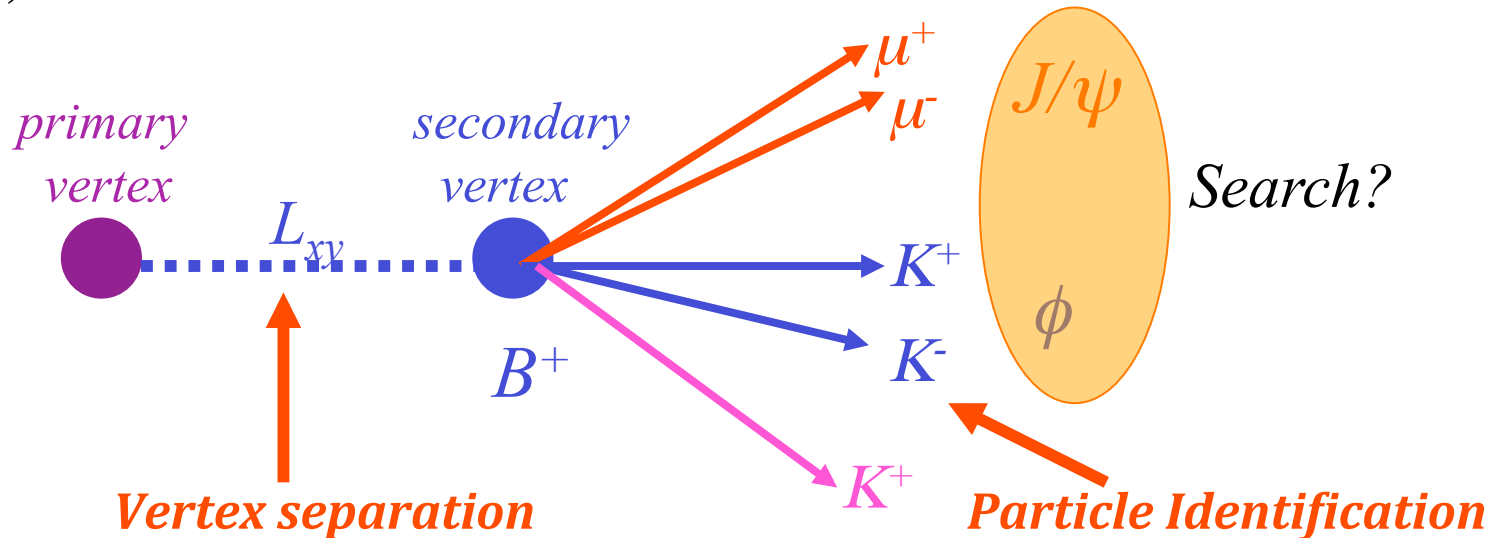
- I) Reconstruct B^+ as:

$$B^+ \rightarrow J/\psi \phi K^+$$

$$J/\psi \rightarrow \mu^+ \mu^-$$

$$\phi \rightarrow K^+ K^-$$

- II) Search for structure in $J/\psi \phi$ mass spectrum inside B^+ mass window

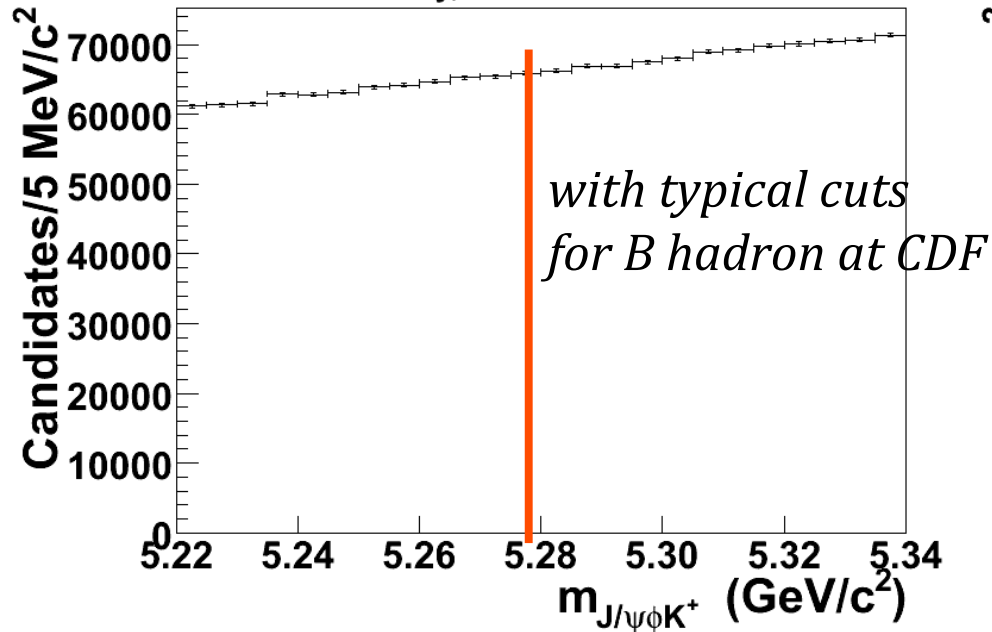


I) Reconstruct $B^+ \rightarrow J/\psi \phi K^+$

The key to reconstruct B signal

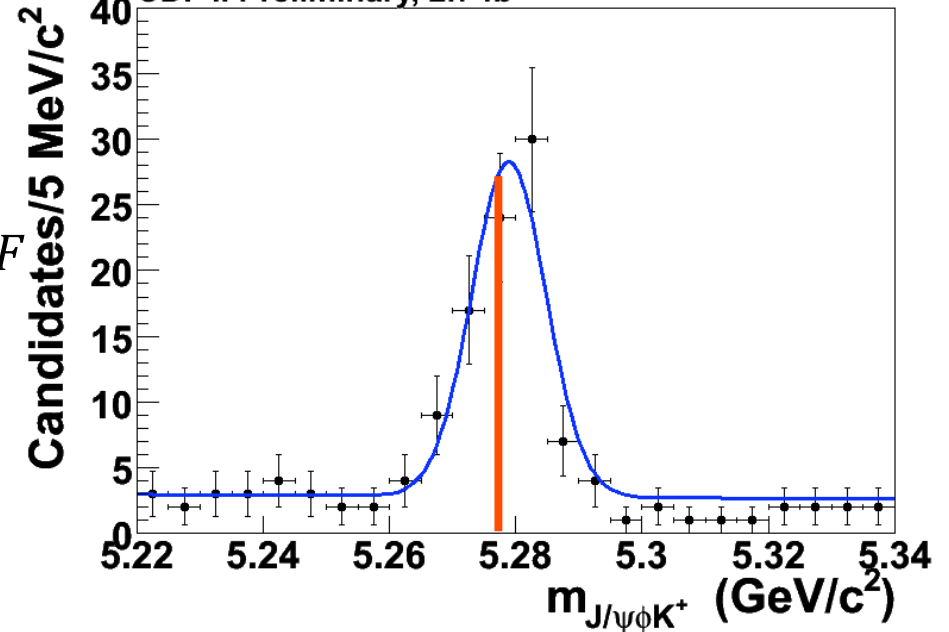
Before $L_{xy} > 500$ um, kaon PID > 0.2

CDF II Preliminary, 2.7 fb^{-1}



After $L_{xy} > 500$ um, kaon PID > 0.2

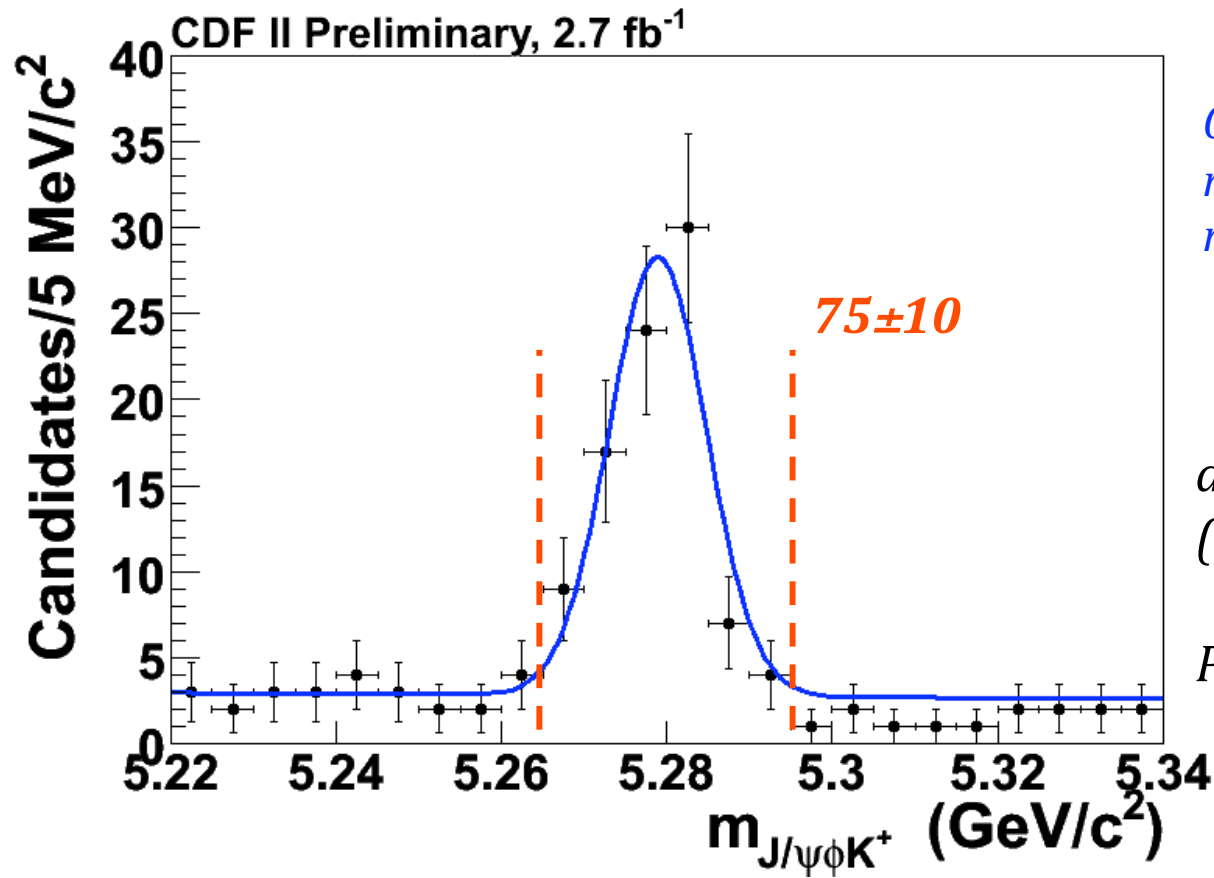
CDF II Preliminary, 2.7 fb^{-1}



Hard to see B signal without L_{xy} and kaon PID

Reduce background by a factor of **20 000** by using L_{xy} and kaon PID cuts while **keeping** about **20%** of signal as estimated by control channels.

Applying L_{xy} and kaon PID



Gaussian function
mean fixed to PDG
rms fixed to resolution (5.9 MeV)

define $\pm 3\sigma$ as B^+ signal region
(17.7 MeV obtained from MC)

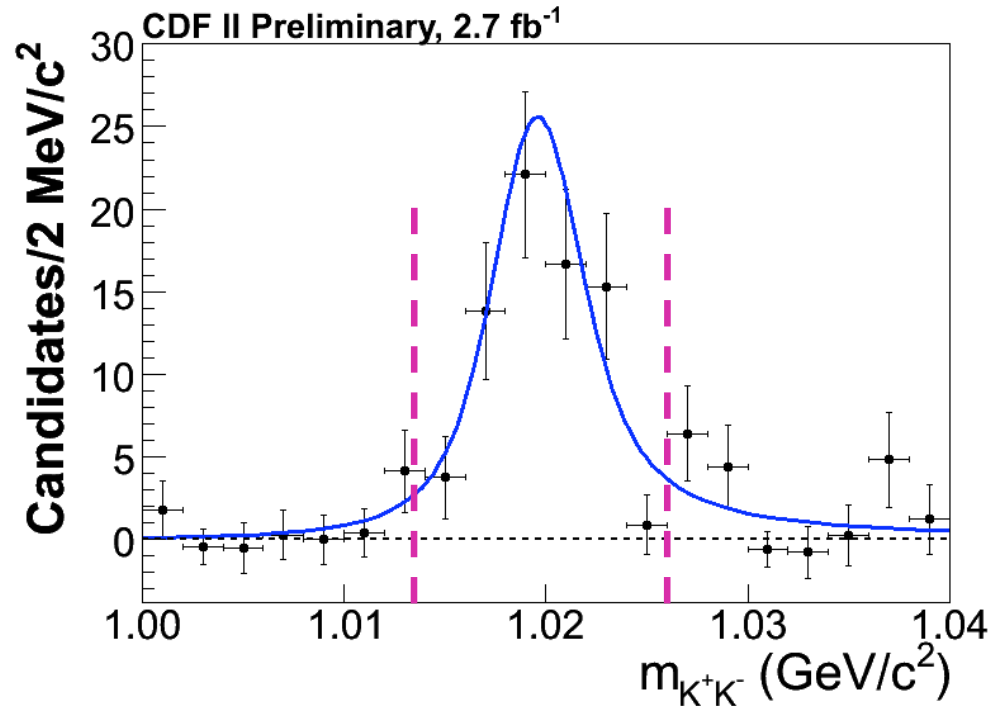
Purity $\sim 80\%$ in B^+ region

Is ϕ pure?

Kaon PID reduce background by a factor of ~ 100
clear $B^+ \rightarrow J/\psi\phi K^+$ signal

Verify $B^+ \rightarrow J/\psi \phi K^+$

- Investigate components of B^+ peak
 - relax K^+K^- mass window to:
[1.0,1.04] MeV
 - do B^+ sideband subtraction for K^+K^-
 - fit to sideband subtracted K^+K^- mass
- A P-wave relativistic BW only fit to data with χ^2 probability 28%, no $f_0 \rightarrow K^+K^-$ or K^+K^- phase space components with our ϕ mass window



Conclusion

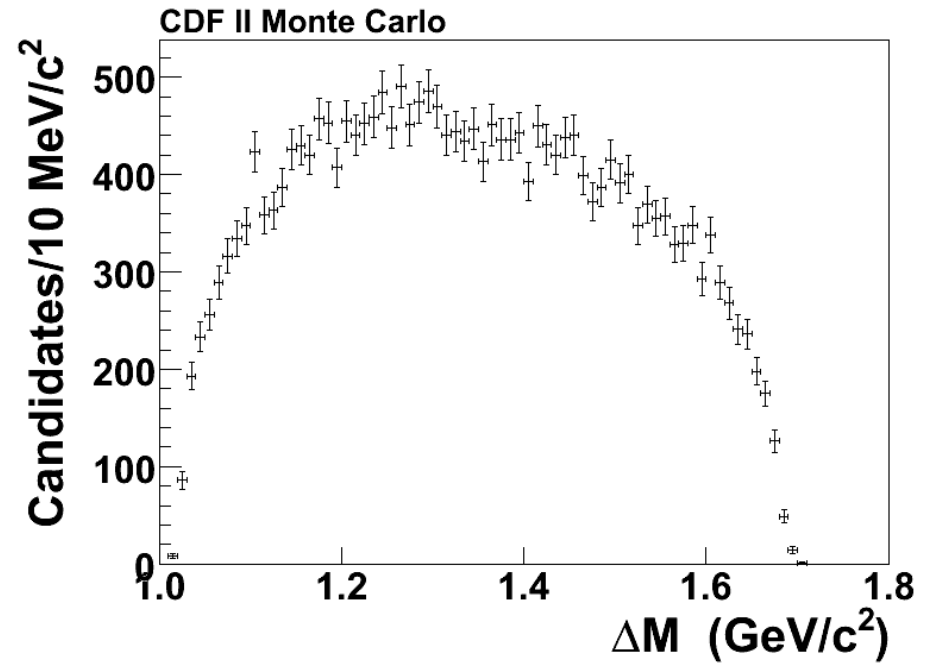
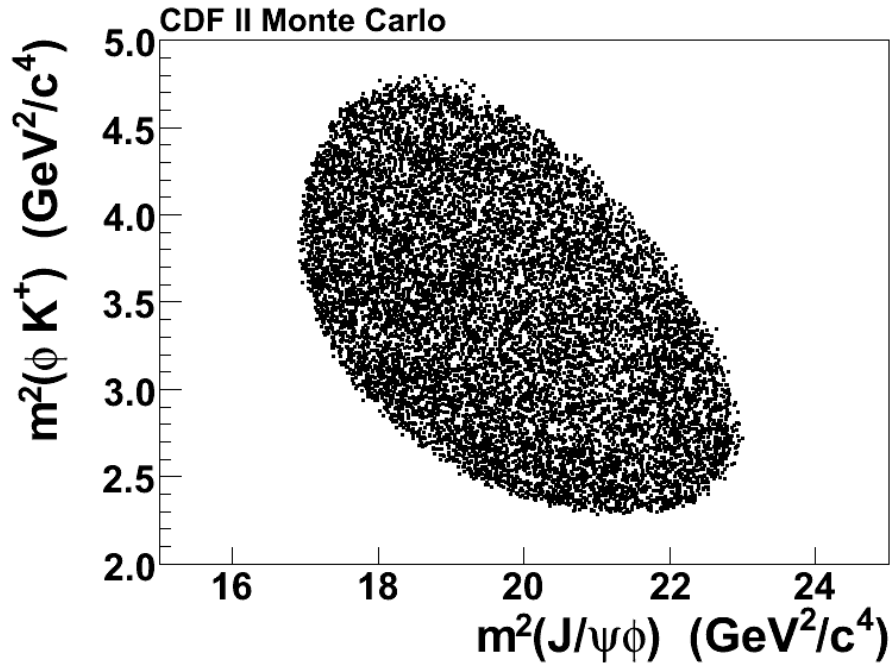
pure $B^+ \rightarrow J/\psi \phi K^+$ for B^+ peak

negligible $B^+ \rightarrow J/\psi f_0 K^+$, $J/\psi K^+ K^- K^+$ components

*II) Search for structures in
 $J/\psi \phi$ spectrum from B*

Investigate $J/\psi\phi$ mass spectrum in MC

- MC simulated phase space, full detector simulation



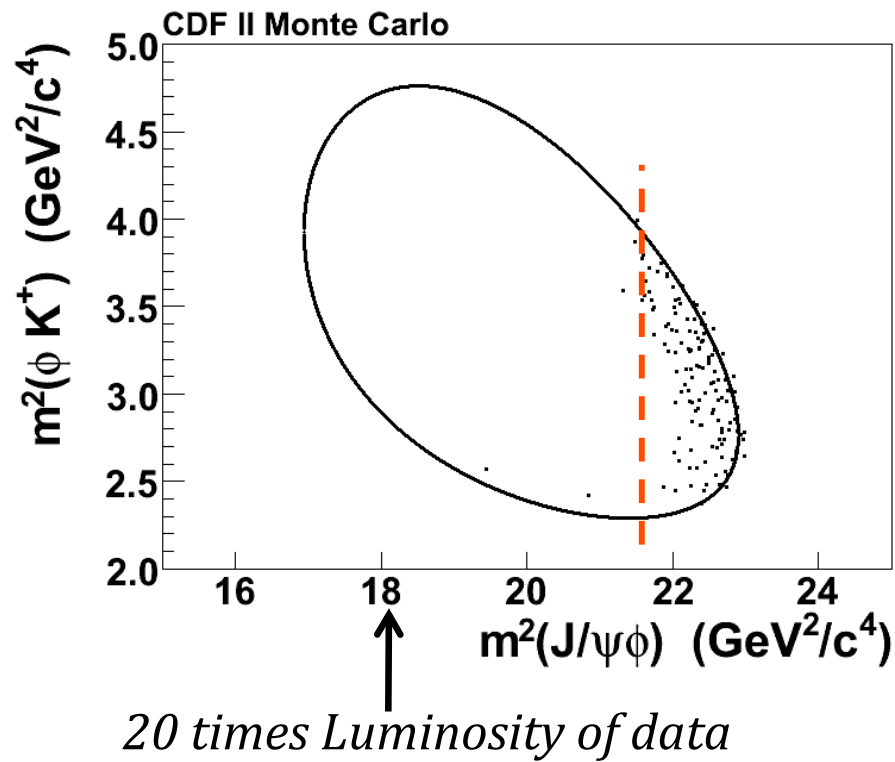
$$\Delta M = m(\mu^+ \mu^- K^+ K^-) - m(\mu^+ \mu^-)$$

- MC events smoothly distributed in Dalitz plot
- No artifacts in the $J/\psi\phi$ mass spectrum

Investigate $J/\psi\phi$ mass spectrum in MC

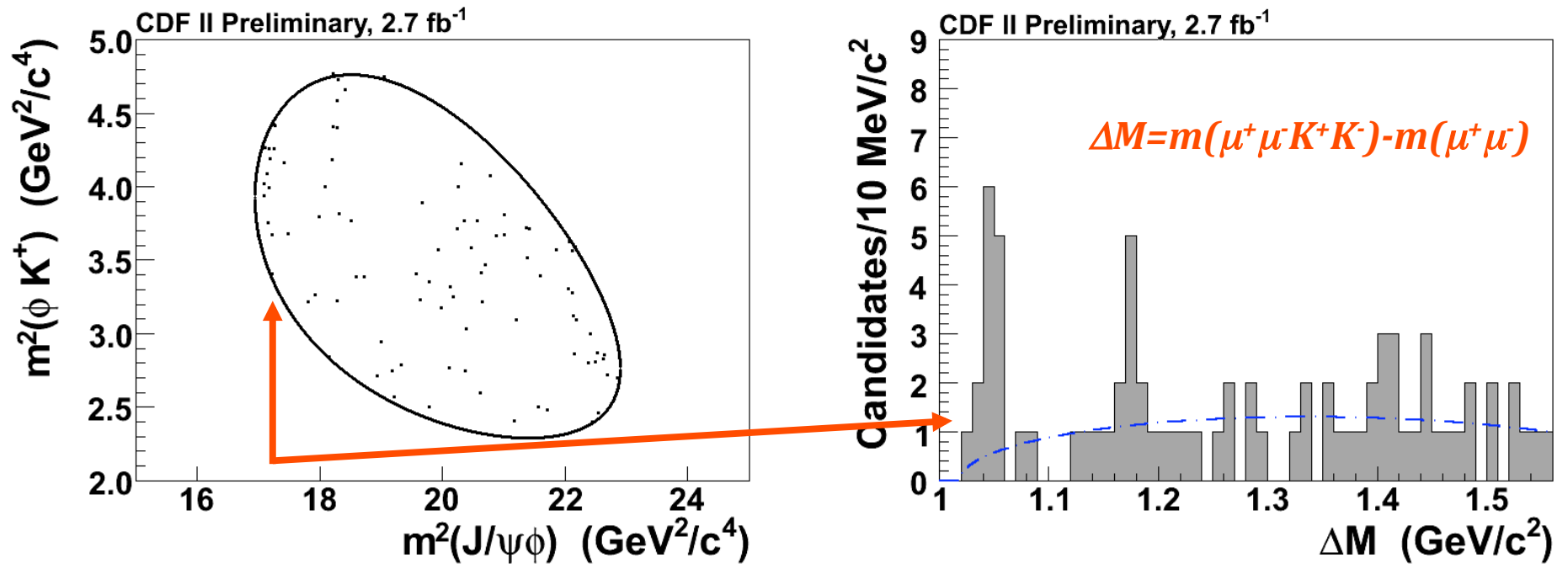
- We simulate generic B hadron decays with a J/ψ in the final state and we identified a contamination channel: $B_s \rightarrow \psi(2S)\phi, \psi(2S) \rightarrow J/\psi\pi^+\pi^-$

$(B_s \rightarrow \psi(2S)\phi, \psi(2S) \rightarrow J/\psi\pi^+\pi^-) \longrightarrow B^+ \rightarrow J/\psi\phi K^+$ due to kaon mis-identification



- B_s contamination at $\Delta M > 1.56 \text{ GeV}$, cut it off for simplification

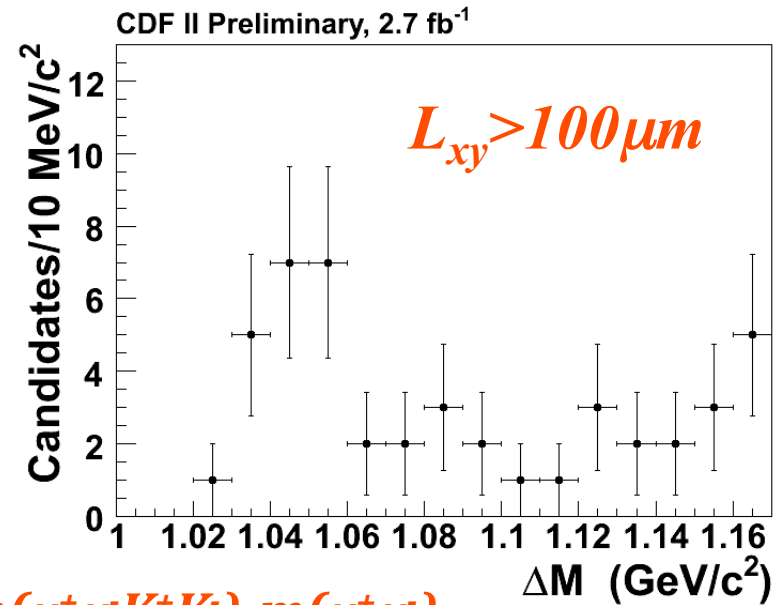
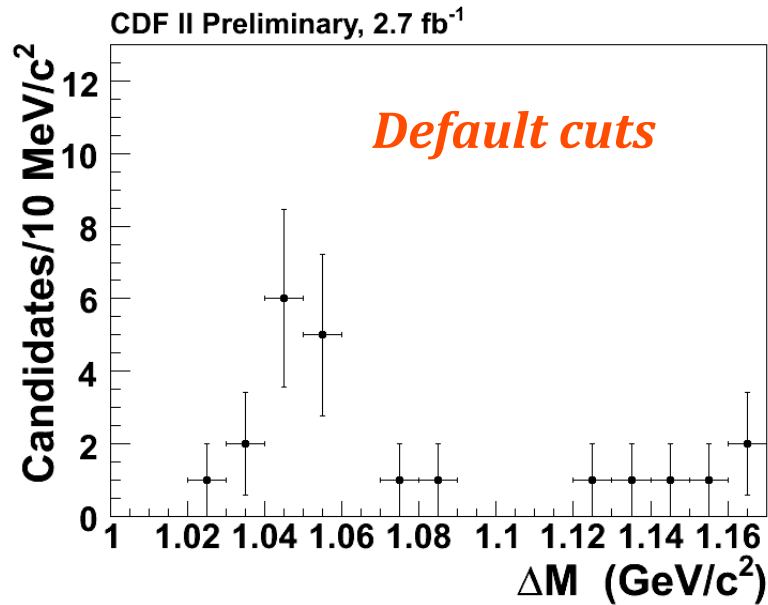
Search for structures in $J/\psi\phi$ mass--Data



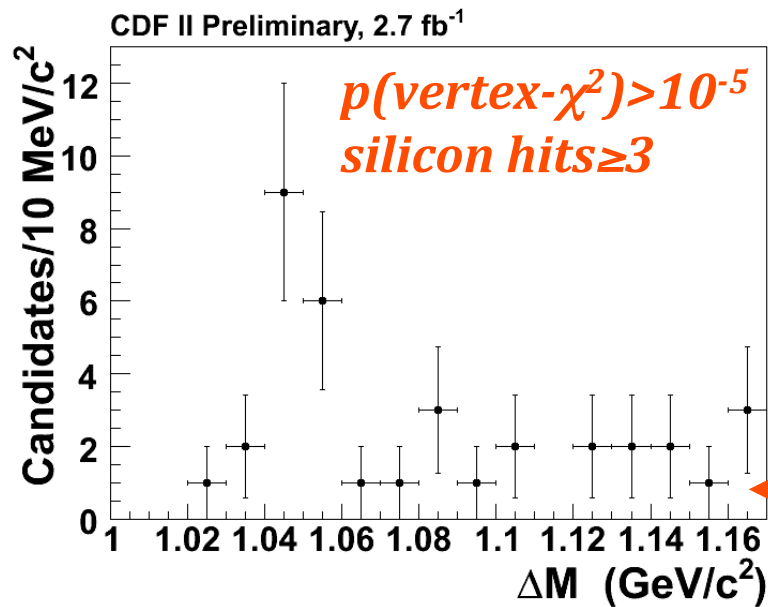
Three-body Phase Space Background shape is different from data

An near threshold enhancement is observed

Robustness test



$$\Delta M = m(\mu^+ \mu^- K^+ K^-) - m(\mu^+ \mu^-)$$



- Extensive cross checks by varying L_{xy} , kaon PID, B^+ mass window, vertex probability, # of silicon hits,...

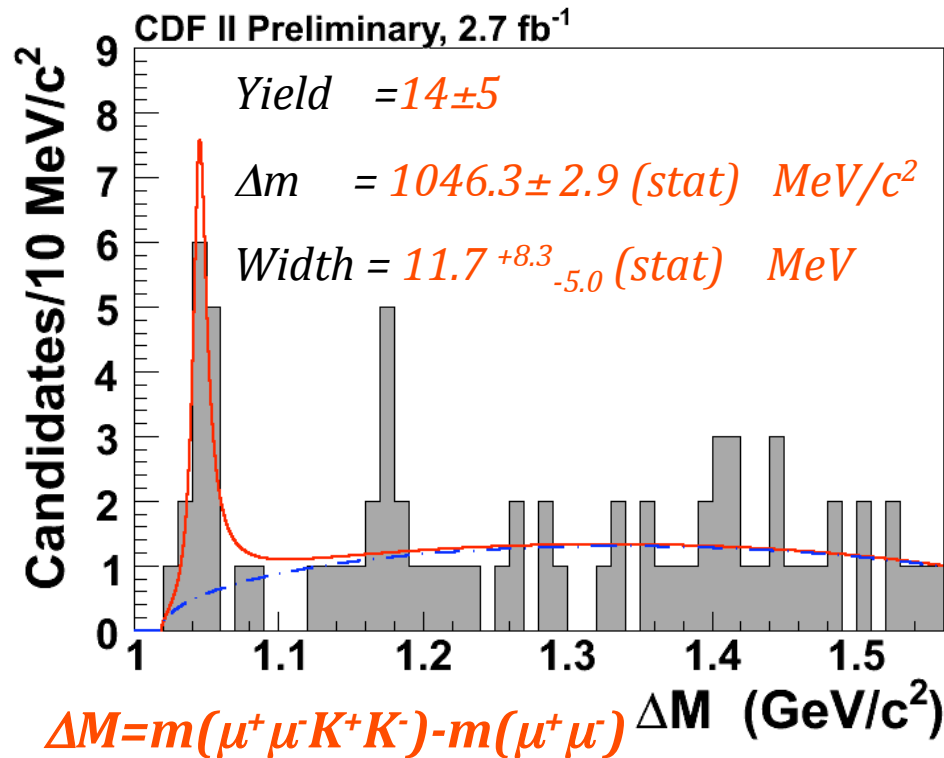
Robust against variations

← More signal but with more background

Search for structures in $J/\psi\phi$ mass--Data

- We model the Signal (S) and Background (B) as:

S : S -wave relativistic Breit-Wigner B : Three-body decay Phase Space



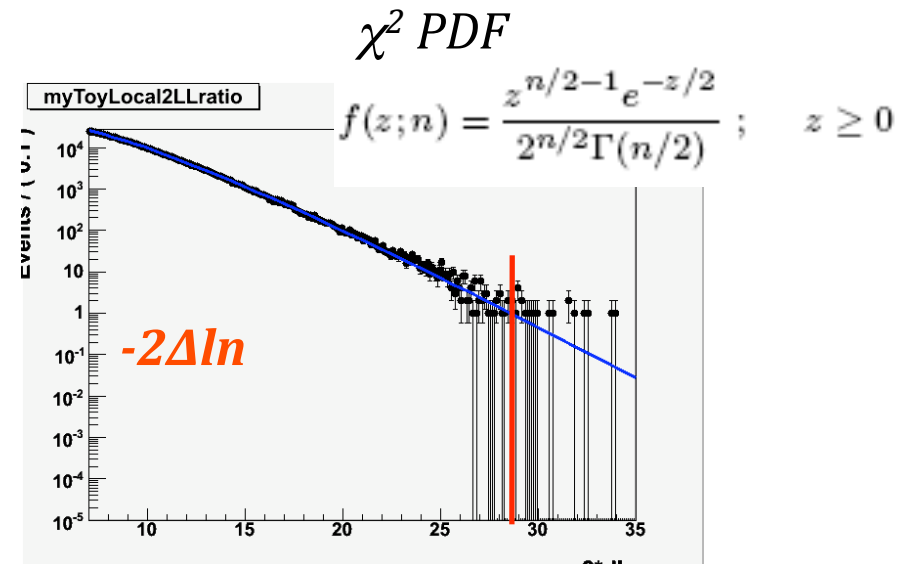
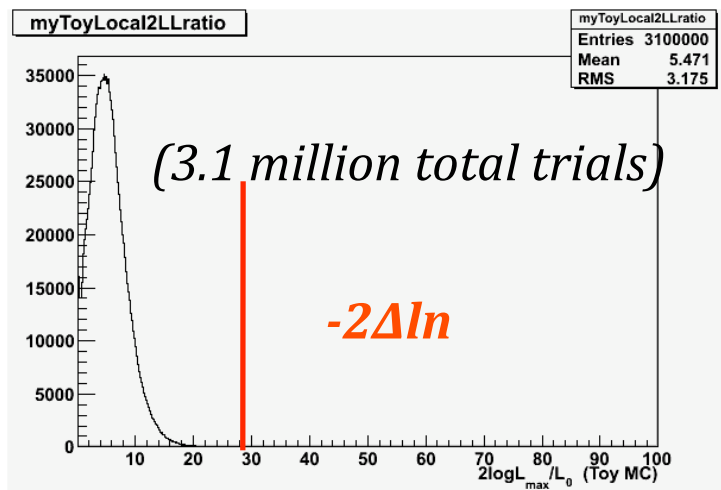
Convolved with resolution
(1.7 MeV)

Mass=:
 $4143.0 \pm 2.9 \text{ (stat)} \pm 1.2 \text{ (syst)} \text{ MeV}/c^2$
(adding J/ψ mass)

$\sqrt{(-2 \log(L_{\max}/L_0))} = 5.3$, need Toy MC to determine significance for low statistics

Significance study

- We determine significance from simulation (Toy MC):
 - Generate Δm spectrum using *Phase Space*
 - Find most significant fluctuation for each trial *anywhere* with *floating width*
 - Count it if $-2\log(L_{\max}/L_0)$ (**$-2\Delta\ln$**) \geq $-2\Delta\ln$ value in data



P -value: 9.3×10^{-6} , corresponding to 4.3σ

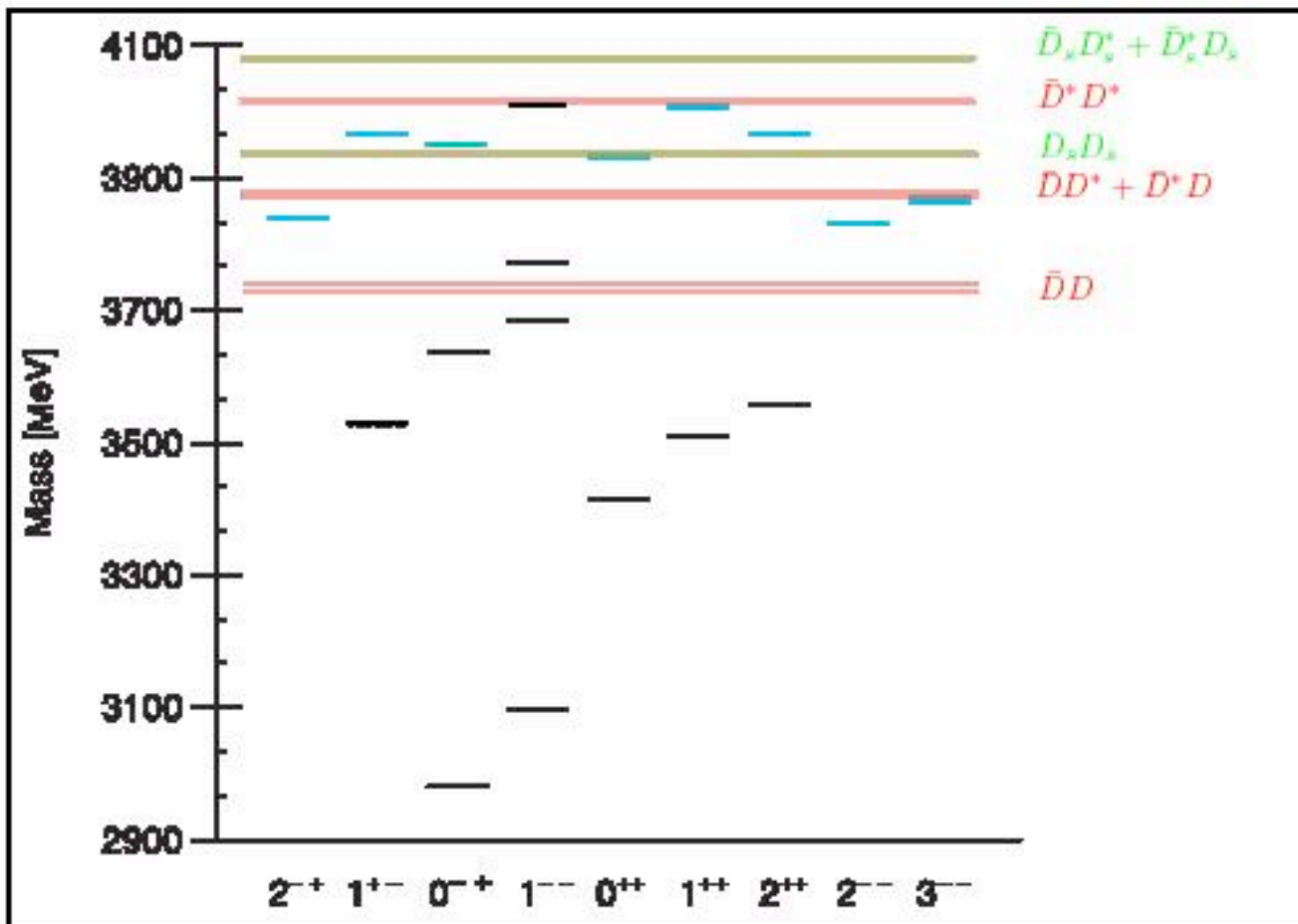
P -value from χ^2 PDF: 6.5×10^{-6} , 4.3σ

Most conservative: Phase Space and flat for non-B background, 3.8σ

What is it?

Charmonium Spectrum

← **Y(4140)**



- Well **above** charm pair threshold
- Expect **tiny** BF to $J/\psi\phi$
- Does **not** fit into charmonium
- Close $J/\psi\phi$ threshold like Y(3940)

[arXiv:0903.2529\[hep-ph\]](https://arxiv.org/abs/0903.2529)
molecular?

Opportunities

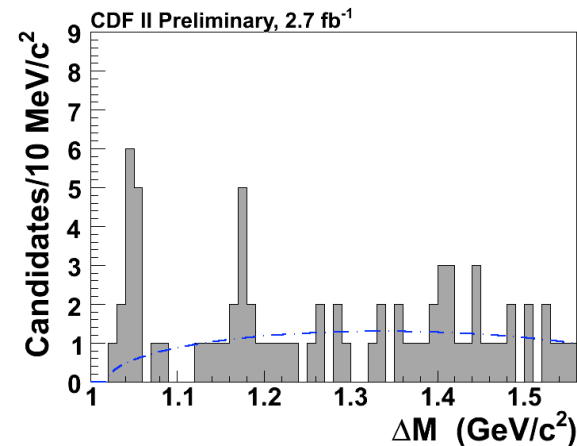
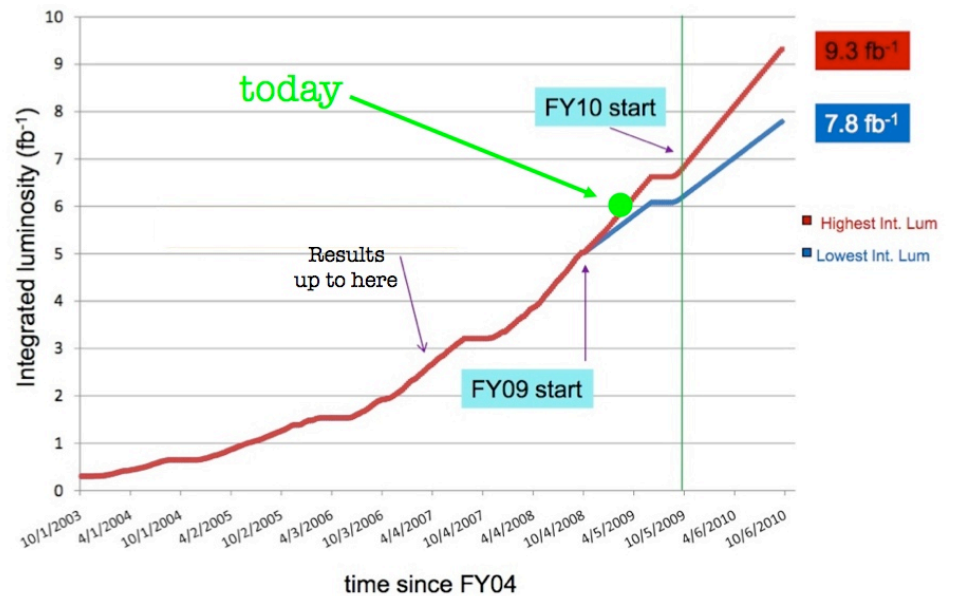
- **Determine J^{PC} ($C=+$)? Need statistics**
 - increase efficiency, reduce background
 - add more data, $\rightarrow 5\sigma$
 - investigate efficiencies against angles?
 - ...
- **More channels for this structure?**
 - open charm pair?

Note: Search for potential more structures?

$B^+ \rightarrow \phi\phi K^+$, $B_s \rightarrow J/\psi\phi\phi, \dots$

$\Upsilon(nS)\phi, \dots$

Luminosity projection curves for Run II



Summary

I. CDF observes a new structure in $J/\psi\phi$ spectrum through B decays, at least 3.8σ

$$\text{Mass} = 4143.0 \pm 2.9 \text{ (stat)} \pm 1.2 \text{ (syst)} \quad \text{MeV}/c^2$$

$$\text{Width} = 11.7^{+8.3}_{-5.0} \text{ (stat)} \pm 3.7 \text{ (syst)} \quad \text{MeV}$$

$J^{PC}=?^{?+}$ **tentatively name it as $Y(4140)$**

$$B^+ \rightarrow Y(4140)K^+, Y(4140) \rightarrow J/\psi\phi \text{ BF estimation: } \sim (9 \pm 3.4 \text{ (stat)} \pm 2.9 \text{ (BF)}) \times 10^{-6}$$

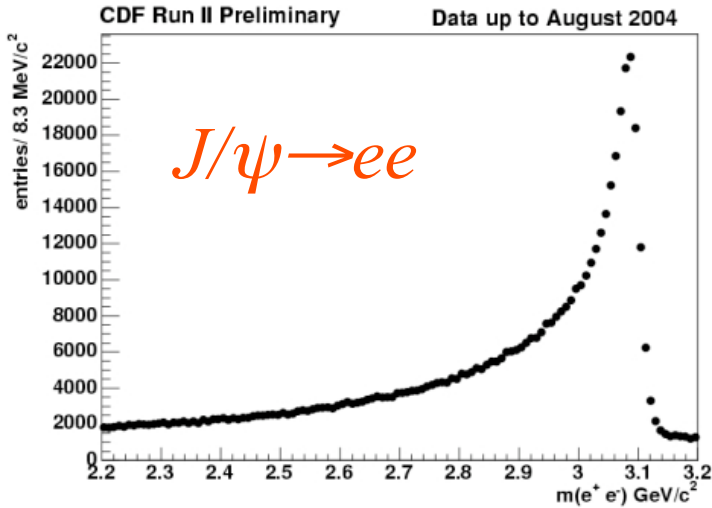
II. CDF continues to contribute to $X(3872)$:

$$m(X(3872)) = 3871.61 \pm 0.16 \text{ (stat)} \pm 0.19 \text{ (syst)} \text{ MeV}/c^2$$

Most precise to date!

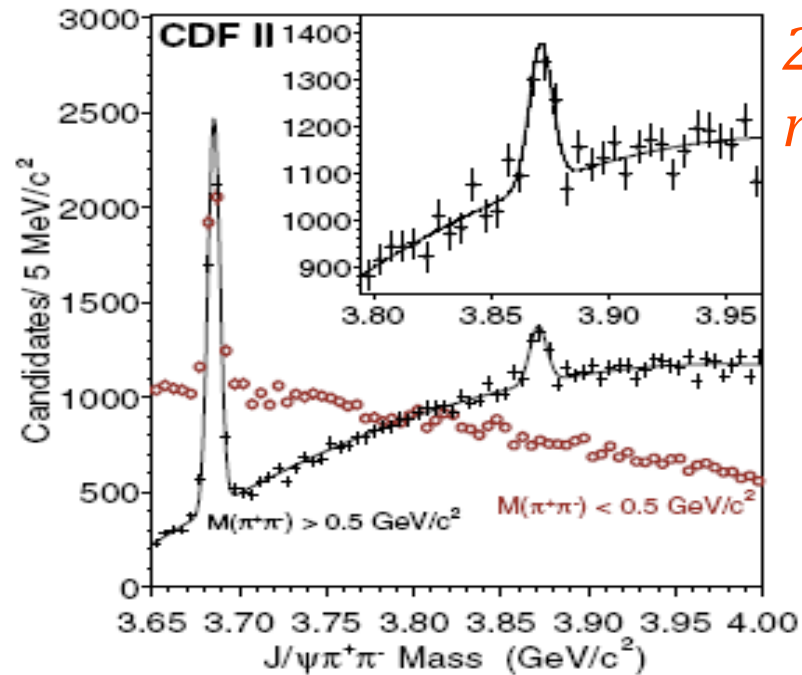
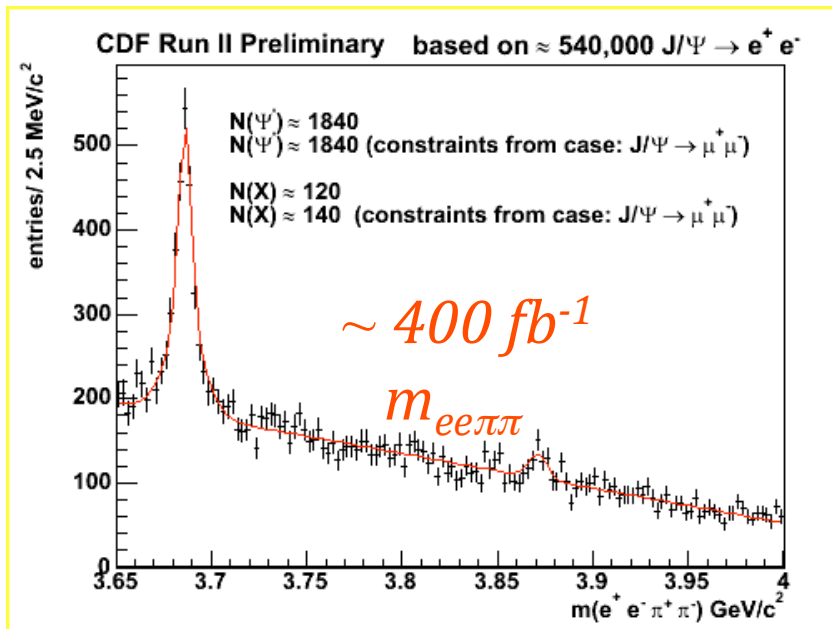
Stay tuned!

Backup 1

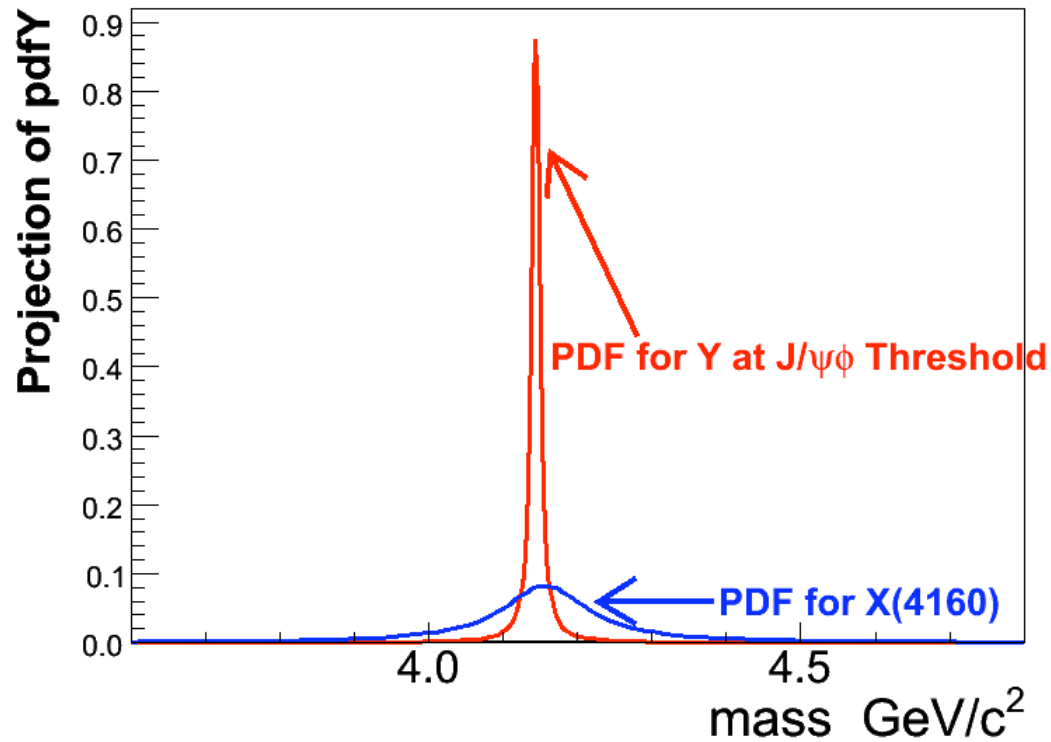


$J/\psi \rightarrow ee$ is difficult
but not impossible

Trigger is gone ☹



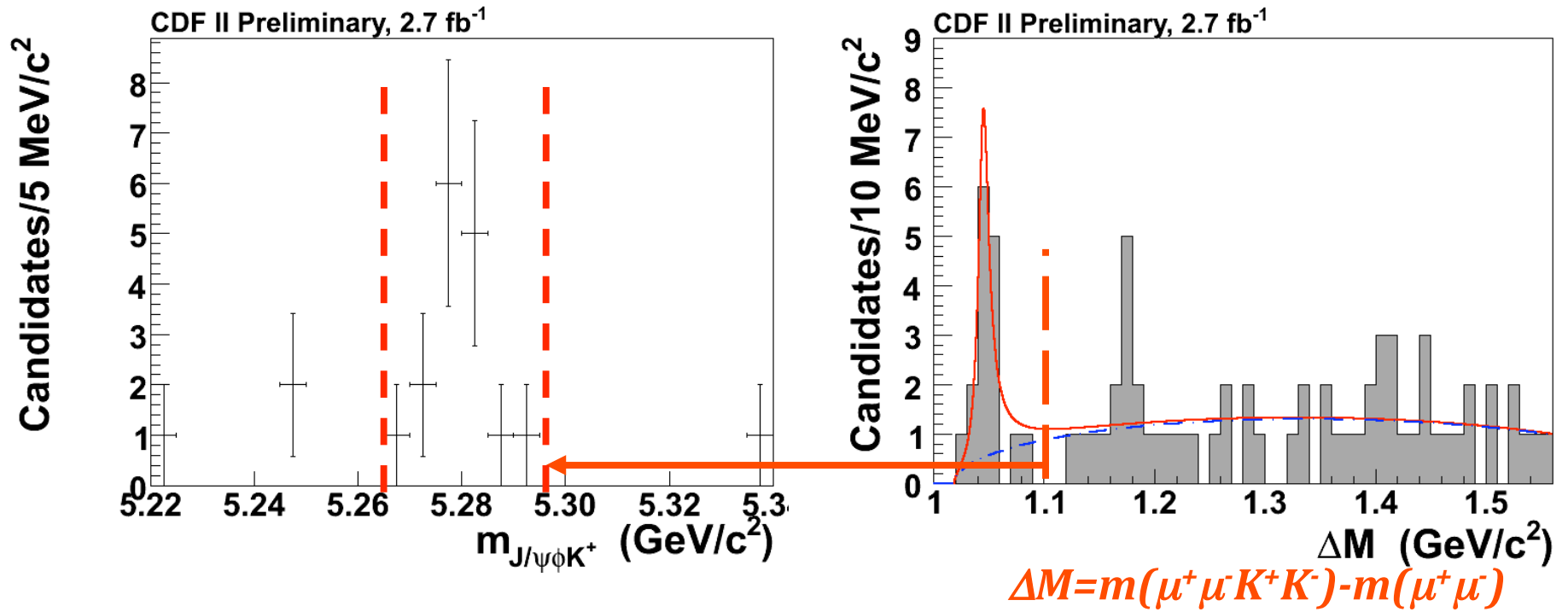
Backup 2



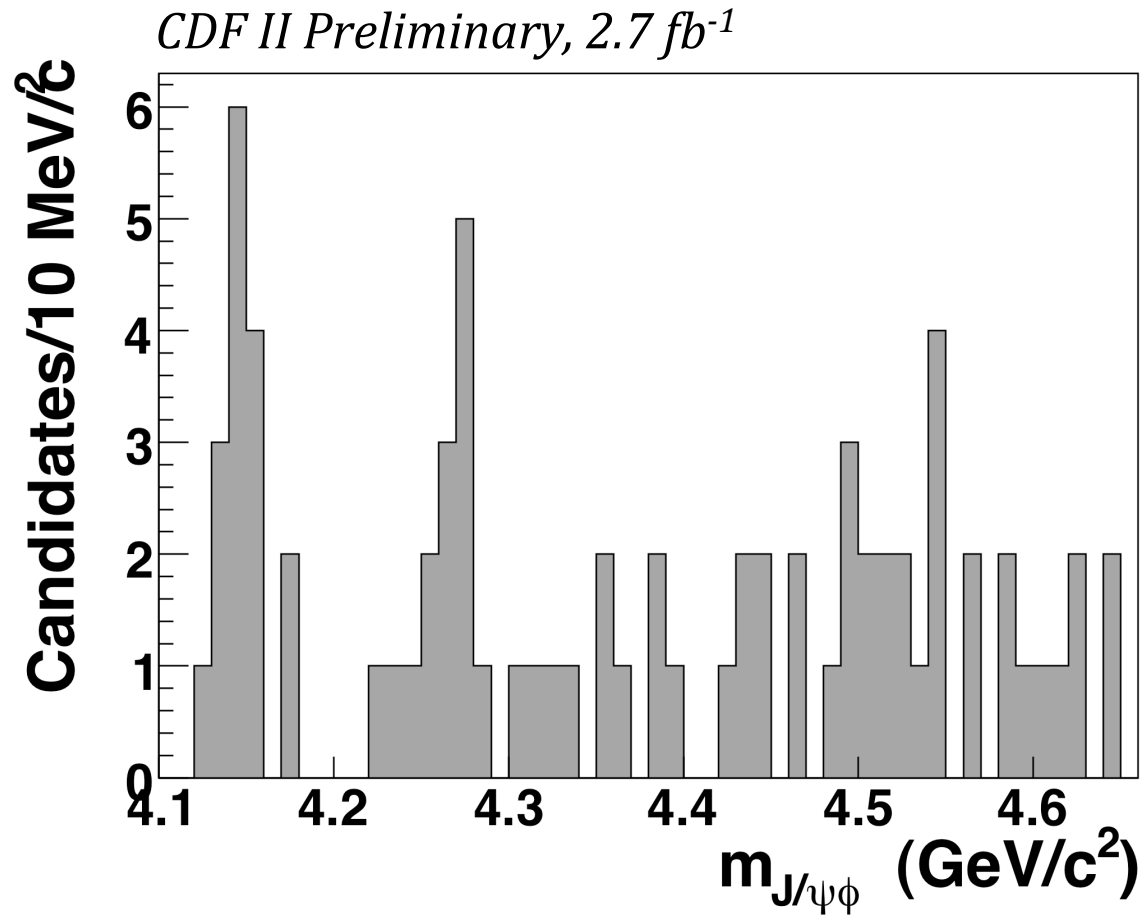
Not close from the PDF comparison although they both have $C=+$

$X(4160) \rightarrow D^*D^*$

Backup 3

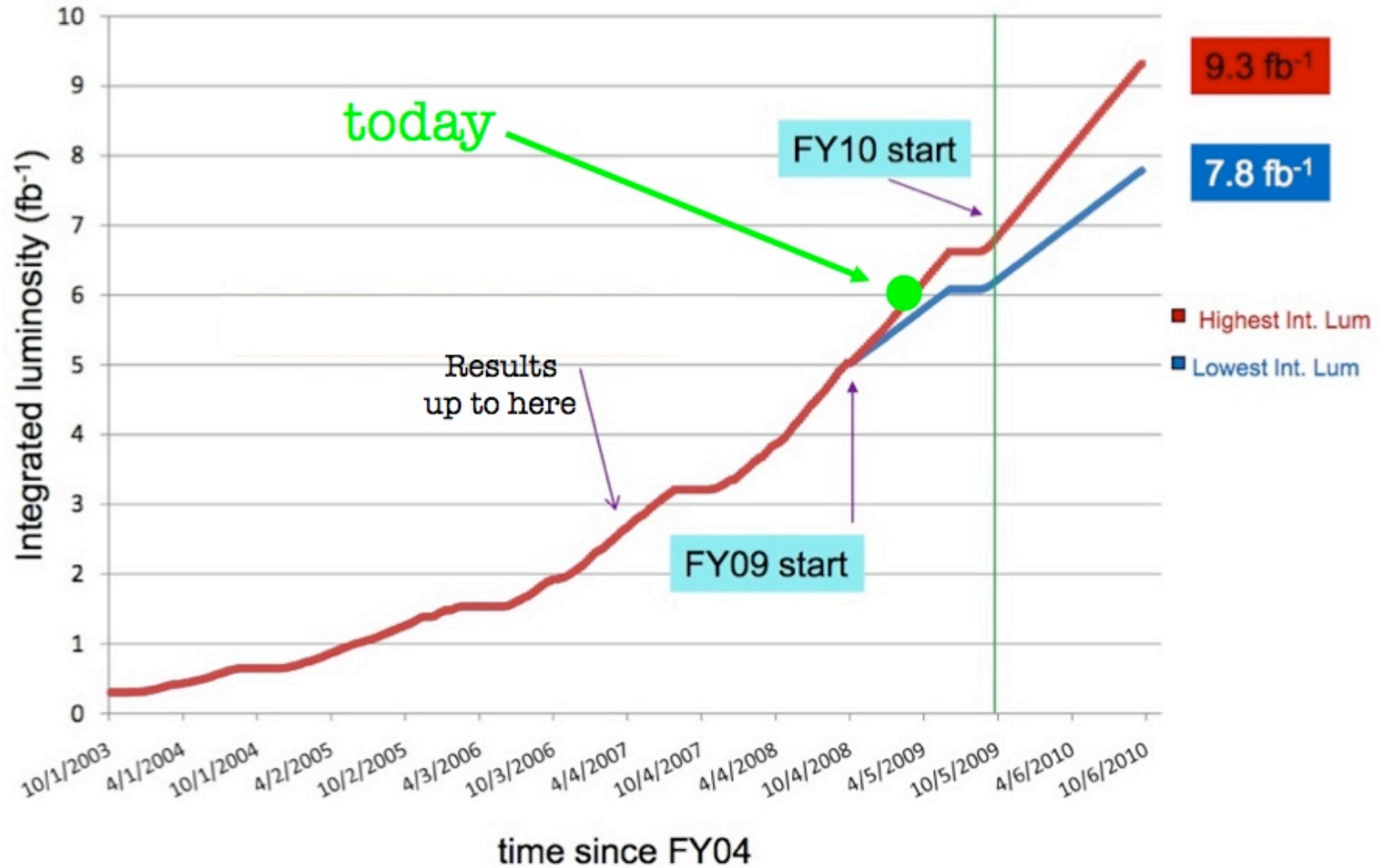


Backup 4



Tevatron

Luminosity projection curves for Run II



The challenge

- Start with typical requirements for B hadron at CDF:

-- $p(\chi^2)$ for B^+ vertex fit $> 1\%$

-- $p_T(\text{track}) > 0.4 \text{ GeV}$,

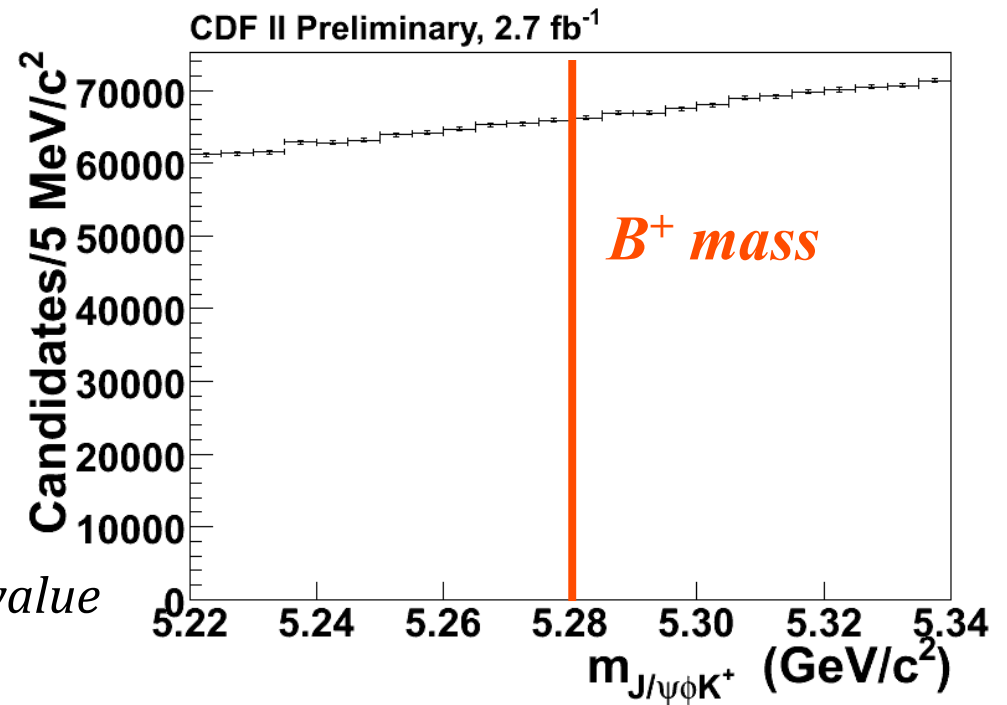
-- ≥ 4 r - ϕ silicon hits

-- $p_T(B^+) > 4 \text{ GeV}$

--mass window:

J/ψ ($\pm 50 \text{ MeV}$) and ϕ ($\pm 7 \text{ MeV}$)

constrain $\mu^+\mu^-$ to J/ψ PDG mass value

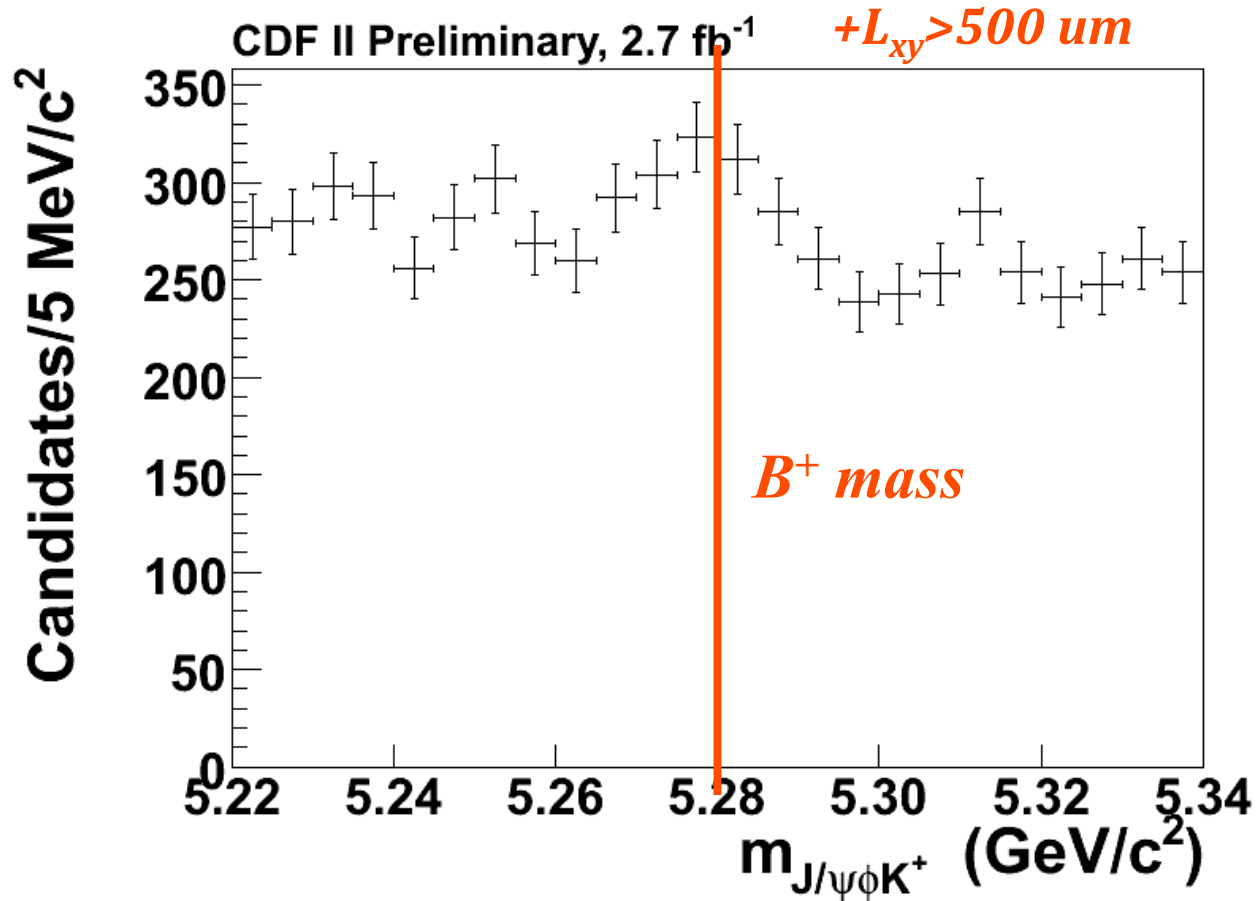


- **NOT** applied yet: L_{xy} and kaon **PID**

Typical hadron collider environment

Applying L_{xy}

- Maximize $S/\sqrt{(S+B)}$ for $B^+ \rightarrow J/\psi\phi K^+$ signal, has nothing to do with $J/\psi\phi$
- Maximized cuts: $L_{xy} > 500 \mu\text{m}$, kaon $LLR > 0.2$



L_{xy} Reduce background by a factor of ~ 200

Control channels

- We also reconstruct two control channels with similar cuts:
 $\sim 3\,000 B_s \rightarrow J/\psi\phi$, $\sim 50\,000 B^+ \rightarrow J/\psi K^+$
before L_{xy} and kaon LLR cuts
- Clean control signals after L_{xy} and kaon LLR cuts
cross check and efficiency evaluation

