

Charmonium at CDF

Kai Yi for the CDF Collaboration¹

¹ University of Iowa - Dept of Physics and Astronomy , Iowa City, IA 52242-1489

Abstract

From a study of the $X(3872)$ mass and width based on the world's largest sample of $X(3872) \rightarrow J/\psi\pi^+\pi^-$ decays, we find that our $X(3872)$ signal is consistent with a single state, and leads to the most precise measurement of the $X(3872)$ mass. We also report the recent evidence for a new narrow structure, $Y(4140)$, decaying to the $J/\psi\phi$ final state, in exclusive $B^+ \rightarrow J/\psi\phi K^+$ decays in a data sample corresponding to an integrated luminosity of 2.7 fb^{-1} collected at the CDF II detector. This narrow structure with its mass well above open charm pairs is unlikely to be a candidate for a conventional charmonium state.

Introduction

It has been six years since the discovery of $X(3872)$ [1], however, the nature of this state has not been clearly understood yet. Due to the proximity of the $X(3872)$ to the $D^0 D^{*0}$ threshold, the $X(3872)$ has been proposed as a molecule composed of D^0 and D^{*0} . The $X(3872)$ has also been speculated to be two states nearby, as in some models like the *diquark – antidiquark* model. It is critical to make precise measurements of the mass and width of $X(3872)$ to understand its nature. The large $X(3872) \rightarrow J/\psi\pi^+\pi^-$ sample accumulated at CDF enables us to test the hypothesis of that the $X(3872)$ is composed of two states and to make a precise mass measurement of $X(3872)$ if it is consistent with one state hypothesis.

There are many more states, similar to $X(3872)$, that have charmonium-like decay modes but are difficult to place in the overall charmonium system [2, 3, 4]. These unexpected new states have introduced challenges to conventional $q\bar{q}$ meson model and revitalized interest in exotic mesons in the charm sector [6], although the existence of exotic mesons has been discussed for many years [5]. Until recently all of these new states involved only c quark and light quark (u, d) decay products. The $J/\psi\phi$ final state enables us to extend the exotic meson searches to c quark and heavy s quark decay products. An investigation of the $J/\psi\phi$ system produced in exclusive $B^+ \rightarrow J/\psi\phi K^+$ decays with $J/\psi \rightarrow \mu^+\mu^-$ and $\phi \rightarrow K^+K^-$ is reported in this note. Charge conjugate modes are included implicitly in this note.

Measurement of the mass of $X(3872)$

We tested the hypothesis of whether the observed $X(3872)$ signal is composed of two different states as predicted in some four-quark models using the CDF inclusive $X(3872)$ sample. We fit the $X(3872)$ mass signal with a

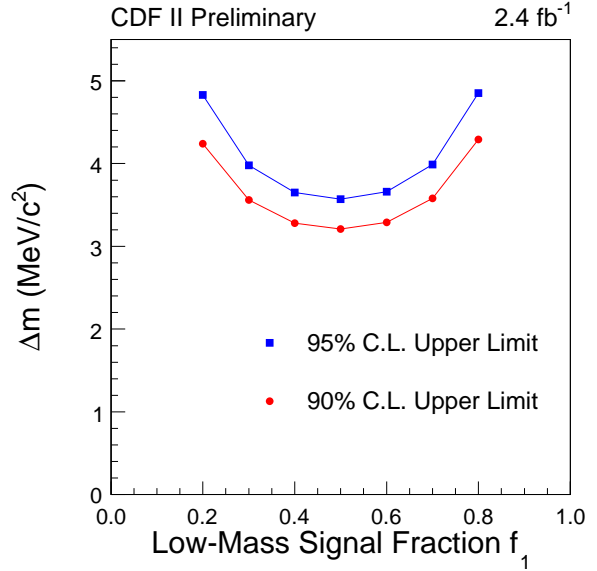


Figure 1: Dependence of the upper limit on the mass difference Δm between two states on the low-mass state signal fraction f_1 .

Breit-Wigner function convoluted with a resolution function [7]. Both functions contain a width scale factor that is a free parameter in the fit and therefore sensitive to the shape of the mass signal. The measured width scale factor is compared to the values seen in simulations which assume two states with given mass difference and ratio of events. The resolution in the simulated events is corrected for the difference between data and simulation as measured from the $\psi(2S)$. The result of this hypotheses test shows that the data is consistent with a single state. Under the assumption of two states with equal amount of observed events, we set a limit of $\Delta m < 3.2(3.6) \text{ MeV}/c^2$ at 90% (95%) C.L. The limit for other ratios of events in the two peaks is shown in Fig. 1.

Since the $X(3872)$ is consistent with one peak in our test, we proceed to measure its mass in an unbinned maximum likelihood fit. The systematic uncertainties are determined from the difference between the measured $\psi(2S)$ mass and its world average value, the potential variation of the $\psi(2S)$ mass as a function of kinematic variables, and the difference in Q value between $X(3872)$ and $\psi(2S)$. We ignore systematics due to the fit model since they are negligible. The measured $X(3872)$ mass is: $m(X(3872)) = 3871.61 \pm 0.16(\text{stat}) \pm 0.19(\text{syst}) \text{ MeV}/c^2$, which is the most precise measurement to date as shown in Fig. 2 [7, 8].

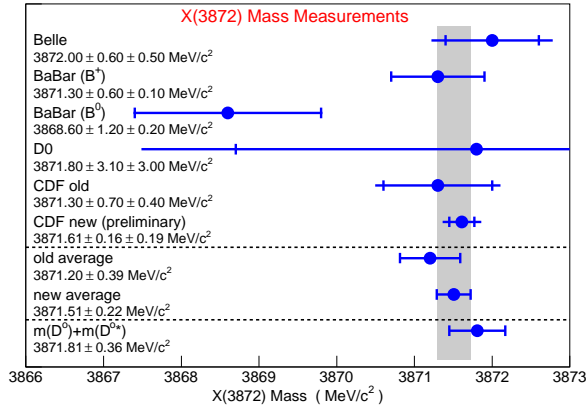


Figure 2: An overview of the measured $X(3872)$ masses from the experiments observing the $X(3872)$.

Evidence for $Y(4140)$

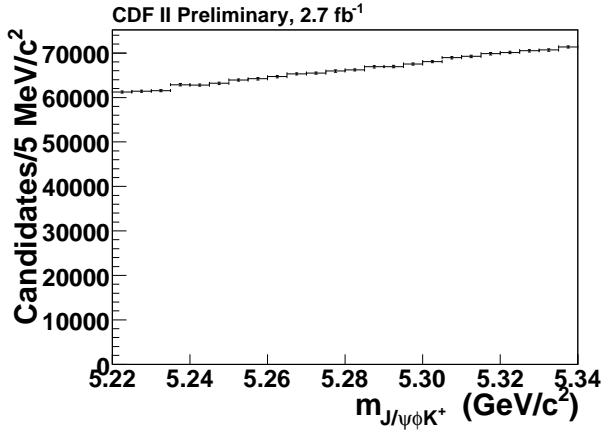


Figure 3: The $J/\psi\phi K^+$ mass before minimum $L_{xy}(B^+)$ and kaon LLR requirements.

We first reconstruct the $B^+ \rightarrow J/\psi\phi K^+$ signal and then search for structures in the $J/\psi\phi$ mass spectrum [9]. The $J/\psi \rightarrow \mu^+\mu^-$ events are recorded using a dedicated dimuon trigger. The $B^+ \rightarrow J/\psi\phi K^+$ candidates are reconstructed by combining a $J/\psi \rightarrow \mu^+\mu^-$ candidate, a $\phi \rightarrow K^+K^-$ candidate, and an additional charged track. Each track is required to have at least 4 axial silicon hits and have a transverse momentum greater than 400 MeV/c. The reconstructed mass of each vector meson candidate must lie within a suitable range from the nominal values (± 50 MeV/c² for the J/ψ and ± 7 MeV/c² for the ϕ). In the final B^+ reconstruction the J/ψ is mass constrained, and the B^+ candidates must have $p_T > 4$ GeV/c. The $P(\chi^2)$ of the mass- and vertex-constrained fit to the $B^+ \rightarrow J/\psi\phi K^+$ candidate is required to be greater than 1%.

To suppress combinatorial background, we use dE/dx and TOF information to identify all three kaons in the final state. The information is summarized in a log-likelihood ratio (LLR), which reflects how well a candidate track can

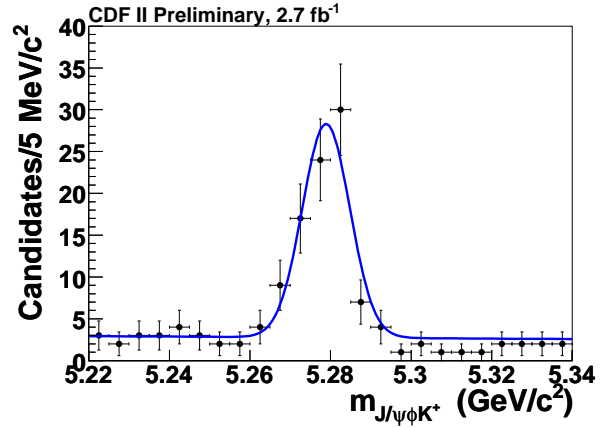


Figure 4: The $J/\psi\phi K^+$ mass after minimum $L_{xy}(B^+)$ and LLR requirements; the solid line is a fit to the data with a Gaussian signal function and flat background function.

be positively identified as a kaon relative to other hadrons. In addition, we require a minimum $L_{xy}(B^+)$ for the $B^+ \rightarrow J/\psi\phi K^+$ candidate, where $L_{xy}(B^+)$ is the projection onto $\vec{p}_T(B^+)$ of the vector connecting the primary vertex to the B^+ decay vertex. The $L_{xy}(B^+)$ and LLR requirements for $B^+ \rightarrow J/\psi\phi K^+$ are then chosen to maximize $S/\sqrt{S+B}$, where S is the number of $B^+ \rightarrow J/\psi\phi K^+$ signal events and B is the number of background events implied from the B^+ sideband. The requirements obtained by maximizing $S/\sqrt{S+B}$ are $L_{xy}(B^+) > 500 \mu\text{m}$ and $LLR > 0.2$.

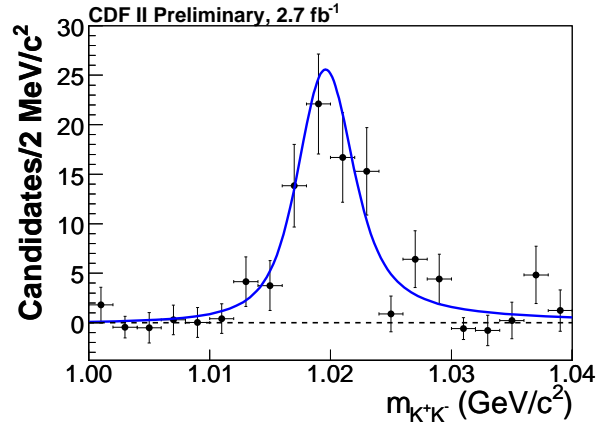


Figure 5: The B^+ sideband-subtracted K^+K^- mass without the ϕ mass window requirement. The solid curve is a P -wave relativistic Breit-Wigner fit to the data.

The invariant mass of $J/\psi\phi K^+$, after J/ψ and ϕ mass window requirements, before and after the minimum $L_{xy}(B^+)$ and kaon LLR requirements, are shown in Fig. 3 and Fig. 4, respectively. We do not see B^+ signal at all before the $L_{xy}(B^+)$ and kaon LLR requirements, but we see clear B^+ signal after the requirements. A fit with a Gaussian signal function and a flat background function to the

mass spectrum of $J/\psi\phi K^+$ (Fig. 4) returns a B^+ signal of $75 \pm 10(\text{stat})$ events. The $L_{xy}(B^+)$ and LLR requirements reduce the background by a factor of approximately 20 000 while keeping a signal efficiency of approximately 20%. We select B^+ signal candidates with a mass within 3σ of the nominal B^+ mass; the purity of the B^+ signal in that mass window is about 80%.

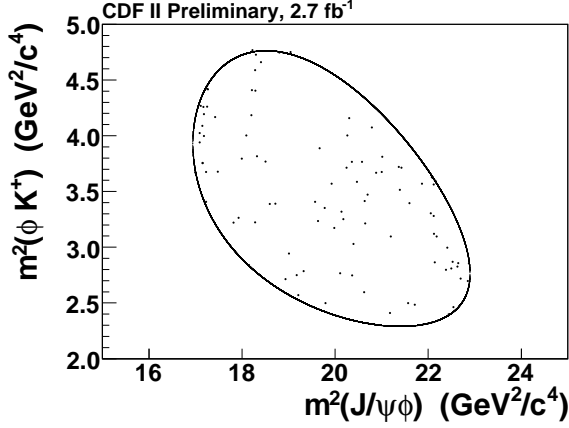


Figure 6: The Dalitz plot of $m^2(\phi K^+)$ versus $m^2(J/\psi\phi)$ in the B^+ mass window. The boundary shows the kinematic allowed region.

The combinatorial background under the B^+ peak includes B hadron decays such as $B_s^0 \rightarrow \psi(2S)\phi \rightarrow J/\psi\pi^+\pi^-\phi$, in which the pions are misidentified as kaons. However, background events with misidentified kaons cannot yield a Gaussian peak at the B^+ mass consistent with the $5.9 \text{ MeV}/c^2$ mass resolution. Figure 5 shows the K^+K^- mass from $\mu^+\mu^-K^+K^-K^+$ candidates within $\pm 3\sigma$ of the nominal B^+ mass with B sidebands subtracted before applying ϕ mass window requirement. Using a smeared P -wave relativistic Breit-Wigner (BW) [10] lineshape fit to the spectrum returns a χ^2 probability of 28%. This shows that the $B^+ \rightarrow J/\psi K^+ K^- K^+$ final state is well described by $J/\psi\phi K^+$.

We then examine the effects of detector acceptance and selection requirements using $B^+ \rightarrow J/\psi\phi K^+$ MC events simulated by a phase space distribution. The MC events are smoothly distributed in the Dalitz plot and in the $J/\psi\phi$ mass spectrum. No artifacts were observed from MC events. Figure 6 shows the Dalitz plot of $m^2(\phi K^+)$ versus $m^2(J/\psi\phi)$, and Fig. 7 shows the mass difference, $\Delta M = m(\mu^+\mu^-K^+K^-) - m(\mu^+\mu^-)$, for events in the B^+ mass window in our data sample. We examine the enhancement in the ΔM spectrum just above $J/\psi\phi$ threshold. We exclude the high-mass part of the spectrum beyond $1.56 \text{ GeV}/c^2$ to avoid combinatorial backgrounds that would be expected from misidentified $B_s^0 \rightarrow \psi(2S)\phi \rightarrow (J/\psi\pi^+\pi^-)\phi$ decays. We model the enhancement by an S -wave relativistic BW function [11] convoluted with a Gaussian resolution function with the RMS fixed to $1.7 \text{ MeV}/c^2$ obtained from MC, and use three-body phase space [5] to describe the background shape. An

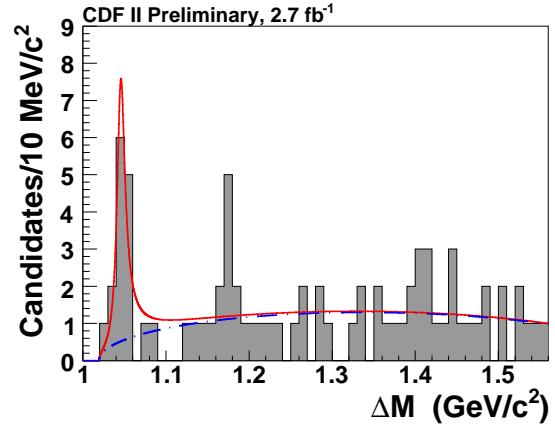


Figure 7: The mass difference, ΔM , between $\mu^+\mu^-K^+K^-$ and $\mu^+\mu^-$, in the B^+ mass window. The dash-dotted curve is the background contribution and the red solid curve is the total unbinned fit.

unbinned likelihood fit to the ΔM distribution, as shown in Fig. 7, returns a yield of 14 ± 5 events, a ΔM of $1046.3 \pm 2.9 \text{ MeV}/c^2$, and a width of $11.7_{-5.0}^{+8.3} \text{ MeV}/c^2$. To investigate possible reflections, we examine the Dalitz plot and projections into ϕK^+ and $J/\psi K^+$ spectrum. We find no evidence for any other structure in the ϕK^+ and $J/\psi K^+$ spectrum.

We use the log-likelihood ratio of $-2\ln(\mathcal{L}_0/\mathcal{L}_{max})$ to determine the significance of the enhancement, where \mathcal{L}_0 and \mathcal{L}_{max} are the likelihood values for the null hypothesis fit and signal hypothesis fit. The $\sqrt{-2\ln(\mathcal{L}_0/\mathcal{L}_{max})}$ value is 5.3 for a pure three-body phase space background shape assumption. We generate ΔM spectra using the background distribution alone, and search for the most significant fluctuation with $\sqrt{-2\ln(\mathcal{L}_0/\mathcal{L}_{max})} \geq 5.3$ in each spectrum in the mass range of 1.02 to $1.56 \text{ GeV}/c^2$, with widths in the range of 1.7 (detector resolution) to $120 \text{ MeV}/c^2$ (ten times the observed width).

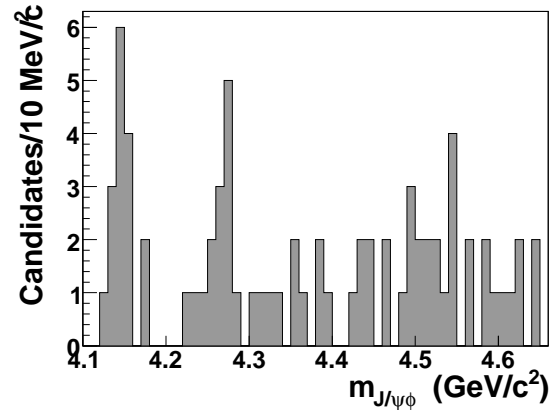


Figure 8: The $J/\psi\phi$ mass distribution in the B^+ mass window.

The resulting p -value from 3.1 million simulations is

9.3×10^{-6} , corresponding to a significance of 4.3σ . We repeat this process with a flat combinatorial non-B background and three-body PS for non-resonance B background and we still get a significance of 3.8σ .

One's eye tends to be drawn to a second cluster of events around $1.18 \text{ GeV}/c^2$ in Fig. 7, or around $4.28 \text{ GeV}/c^2$ in $J/\psi\phi$ mass as shown in Fig. 8. This cluster is close to one pion mass above the peak at the $J/\psi\phi$ threshold. However, this cluster is statistically insufficient to infer the presence of a second structure.

Summary

Studies using CDF's $X(3872)$ sample, the largest in the world, indicate that the $X(3872)$ is consistent with the one state hypothesis and this leads to the most precise mass measurement of $(X3872)$. The value is below, but within the uncertainties of, the $D^{*0}D^0$ threshold. The explanation of the $X(3872)$ as a bound D^*D system is therefore still an option.

The $B^+ \rightarrow J/\psi\phi K^+$ sample at CDF enables us to search for structure in the $J/\psi\phi$ mass spectrum, and we find evidence for a narrow structure near the $J/\psi\phi$ threshold with a significance estimated to be at least 3.8σ . Assuming an S -wave relativistic BW, the mass (adding J/ψ mass) and width of this structure, including systematic uncertainties, are measured to be $4143.0 \pm 2.9(\text{stat}) \pm 1.2(\text{syst}) \text{ MeV}/c^2$ and $11.7_{-5.0}^{+8.3}(\text{stat}) \pm 3.7(\text{syst}) \text{ MeV}/c^2$, respectively. This structure does not fit conventional expectations for a charmonium state because as a $c\bar{c}$ state it is expected to have a tiny branching ratio to $J/\psi\phi$ with its mass well beyond open charm pairs. We term the new structure the $Y(4140)$. The branching ratio of $B^+ \rightarrow Y(4140)K^+, Y(4140) \rightarrow J/\psi\phi$ is estimated to be $9.0 \pm 3.4(\text{stat}) \pm 2.9(B_{BF}) \times 10^{-6}$.

References

[1] S.-K. Choi *et al.* (Belle Collaboration), Phys. Rev. Lett. **91**, 262001 (2003); D. Acosta *et al.* (CDF Collaboration), Phys. Rev. Lett. **93**, 072001 (2004); S.-K. Choi *et al.* (Belle Collaboration), Phys. Rev. Lett. **94**, 182002 (2005); B. Aubert *et al.* (BABAR Collaboration), Phys. Rev. Lett. **95**, 142001 (2005); S. Godfrey and S. L. Olsen, Ann. Rev. Nucl. Part. Sci **58** (2008) 51.

[2] S.-K. Choi *et al.* (Belle Collaboration), Phys. Rev. Lett. **94**, 182002 (2005); B. Aubert *et al.* (BABAR Collaboration), Phys. Rev. Lett. **101**, 082001 (2008).

[3] B. Aubert *et al.* (BABAR Collaboration), Phys. Rev. Lett. **95**, 142001 (2005).

[4] B. Aubert *et al.* (BABAR Collaboration), Phys. Rev. Lett. **98**, 212001 (2007); X. L. Wang *et al.* (Belle Collaboration), Phys. Rev. Lett. **99**, 142002 (2007); S.-K. Choi *et al.* (Belle Collaboration), Phys. Rev. Lett. **100**, 142001 (2008); R. Mizuk *et al.* (Belle Collaboration), Phys. Rev. D **78**, 072004 (2008); P. Pakhlov *et al.* (Belle Collaboration), Phys. Rev. Lett. **100**, 202001 (2008).

[5] C. Amsler *et al.* (Particle Data Group), Phys. Lett. B **667**, 1 (2008).

[6] E. Eichten, S. Godfrey, H. Mahlke, and J. Rosner, Rev. Mod. Phys. **80**, 1161 (2008); S. L. Zhu, Phys. Lett. B **625**, 212 (2005); F. Close and P. Page, Phys. Lett. B **628**, 215 (2005); E. S. Swanson, Phys. Lett. B **588**, 189 (2004); L. Maiani, F. Piccinini, A. D. Polosa, and V. Riquer, Phys. Rev. D **72**, 031502(R) (2005); N. V. Drenska, R. Faccini, and A. D. Polosa, arXiv:hep-ph/0902.2803v1. T. W. Chiu and T. H. Hsieh, Phys. Lett. B **646**, 95 (2007).

[7] T. Aaltonen *et al.* CDF Collaboration, arXiv:0906.5218 [hep-ex];

[8] I. Adachi, *et al.* (Belle Collaboration), arXiv:0809.1224v1 [hep-ex].

[9] T. Aaltonen *et al.* CDF Collaboration, Phys. Rev. Lett. **102**, 242002 (2009).

[10] B. Aubert *et al.* (BABAR Collaboration), Phys. Rev. D **78**, 071103 (2008).

[11] $\frac{dN}{dm} \propto \frac{m\Gamma(m)}{(m^2 - m_0^2)^2 + m_0^2\Gamma^2(m)}$, where $\Gamma(m) = \Gamma_0 \frac{q}{q_0} \frac{m_0}{m}$, and the 0 subscript indicates the value at the peak mass.