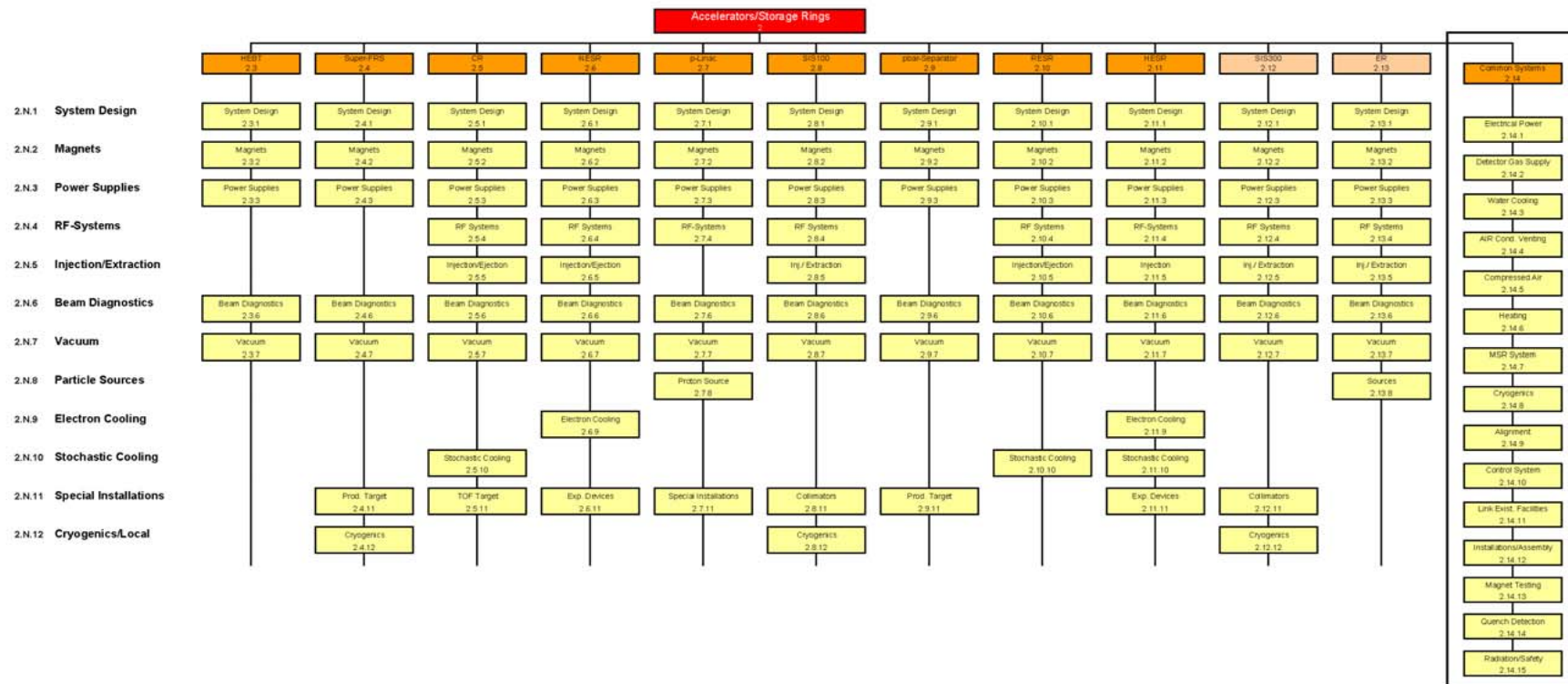
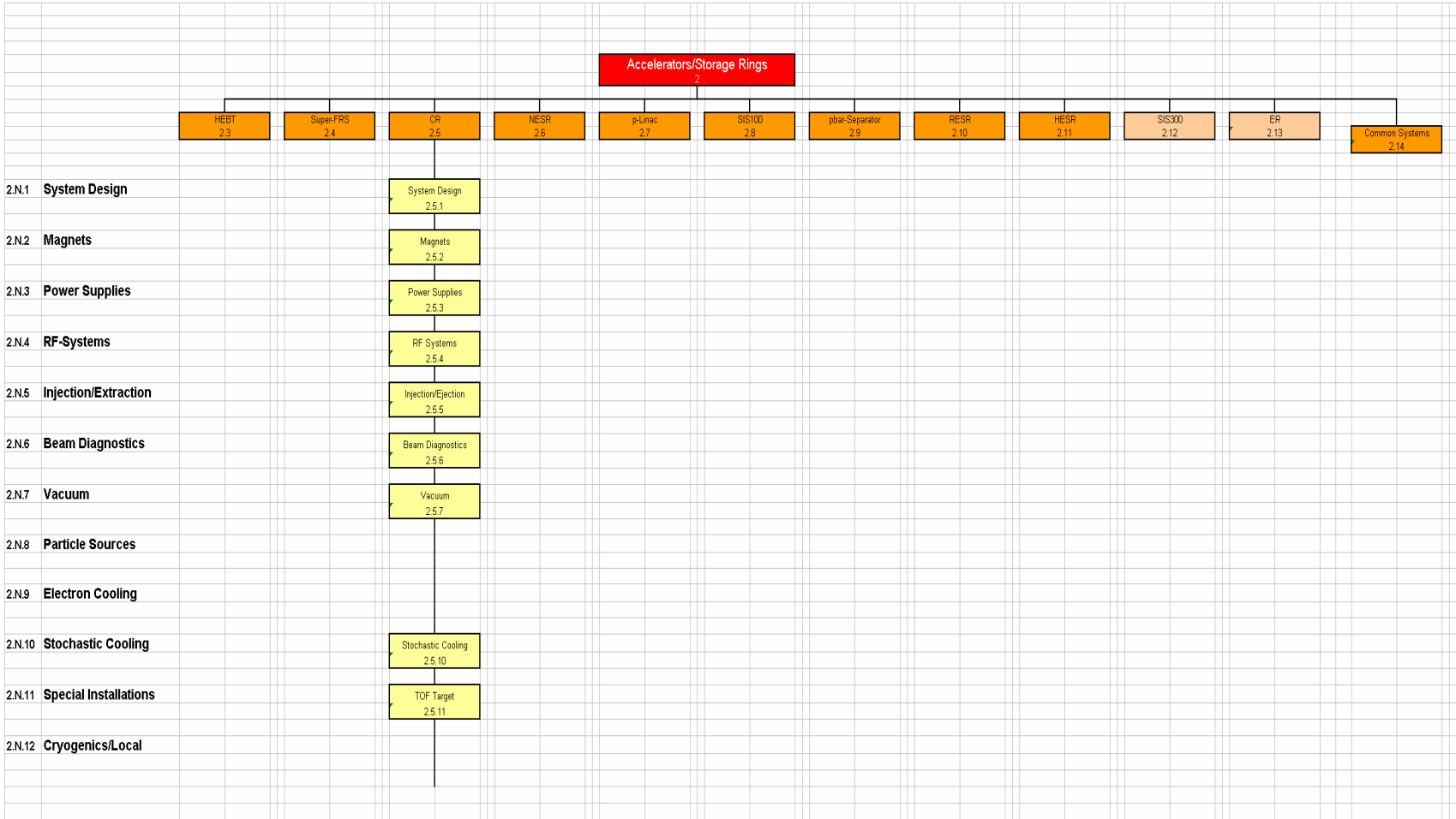


FAIR Project Status of Eols

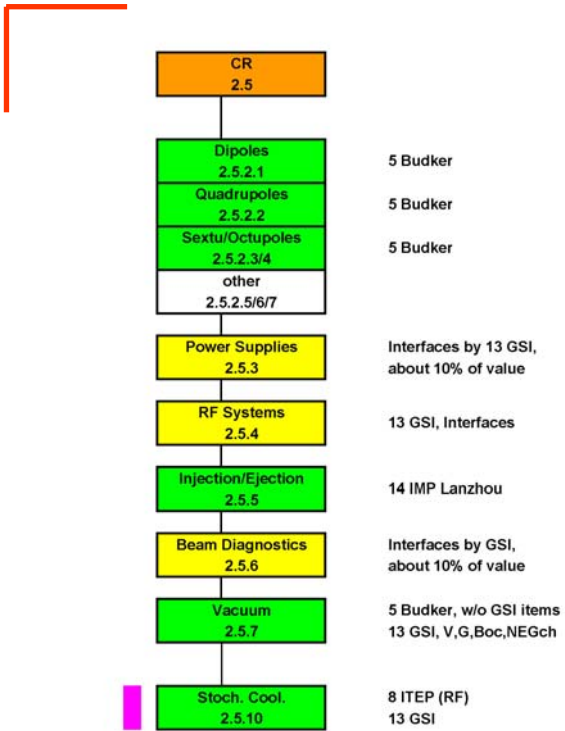
Status of the FAIR Project In Kind Contributions for CR



FAIR Project Status of EoIs



FAIR Project Status of Eols



Installation Date: January 2014



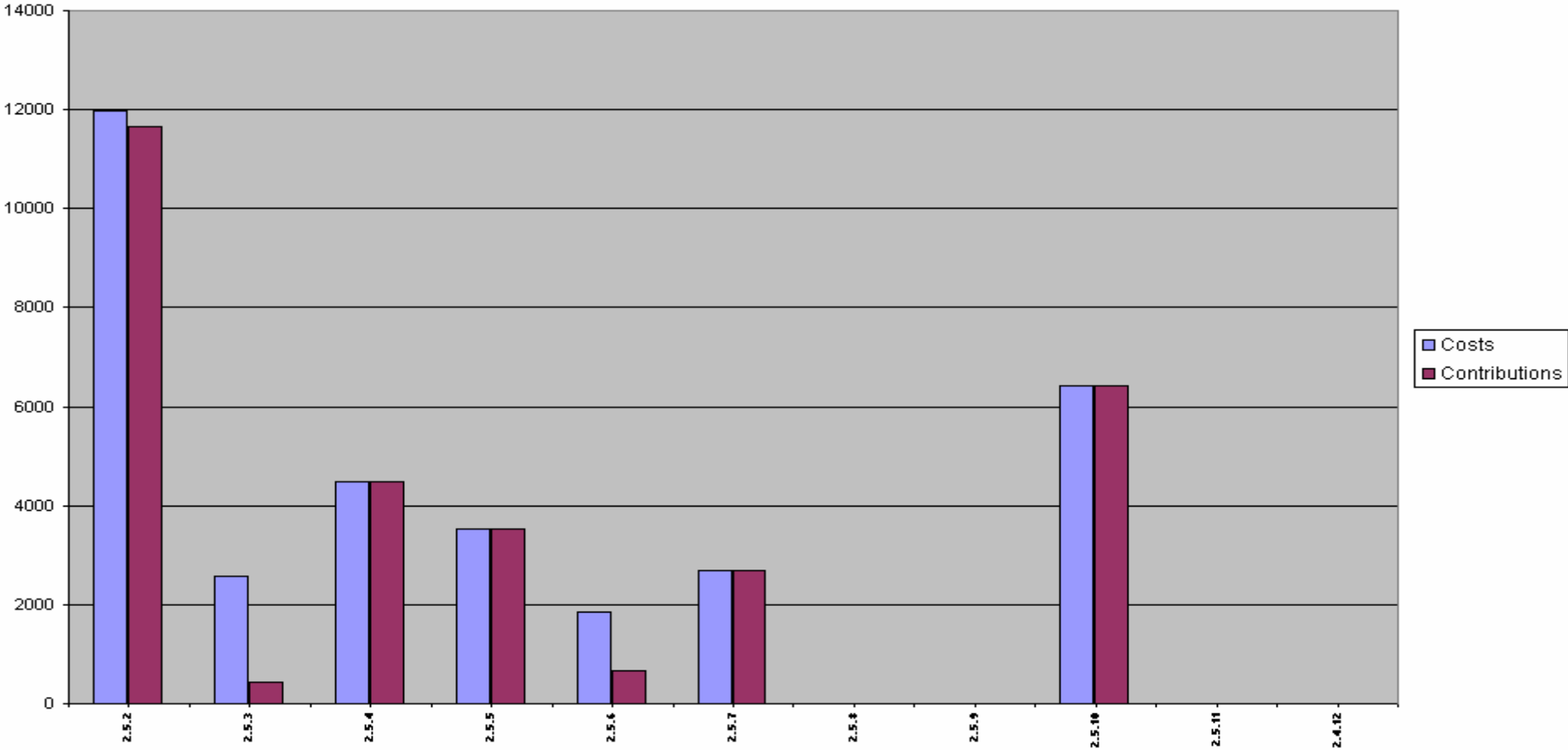
FAIR Project

Status of Eols

2.5	Technik System	CR			PSP-True	PSP-False	Relative	Institute	Country	Remarks
		Costs [k€]	Eols[k€]	Rest [k€]						
2.5.2	Magnets	11968	11.670 8.707		2.5.2.1		BINP	Russia		
			1.992		2.5.2.2		BINP	Russia		
			104		2.5.2.2.1		BINP	Russia		
			0		2.5.2.2.2		BINP	Russia		
			625		2.5.2.2.3					
			121		2.5.2.3					
			121		2.5.2.3.1		BINP	Russia		
					2.5.2.5.1		IMP	China		
					2.5.2.5.2		IMP	China		
				298						
						95,6%				
2.5.3	Power Converters	2.583	580,0 435		2.5.3.*.2		GSI	Germany		
			70		2.5.3.*.3		GSI	Germany		
			75		2.5.3.5.1.1		IMP	China		
				2.003	2.5.3.5.2.1		IMP	China		
2.5.4	RF Systems	4.494	4.494 2.230,5 369,0		2.5.4.1.1		GSI	Germany		
			1.425,5		2.5.4.1.2		GSI	Germany		
			211,5		2.5.4.1.3		GSI	Germany		
			120,6		2.5.4.1.4		GSI	Germany		
			137		2.5.4.1.5		GSI	Germany		
					2.5.4.1.6		GSI	Germany		
				0						
						100,0%				
2.5.5	Injection / Extraction	3.520	3.520 1.600 1.920		2.5.5.1		IMP	China		
					2.5.5.2		IMP	China		
				0						
						100,0%				
2.5.6	Beam Diagnostics	1.845	657	1.188	2.5.6.*.6		GSI	Germany		
2.5.7	Vacuum	2.687	2.687 2.150 537		2.5.7		BINP	Russia		
				0	2.5.7		GSI	Germany	20% Vacuum costs	
						100,0%				
2.5.8	Particle Sources	0								
2.5.9	Electron Cooling	0								
2.5.10	Stochastic Cooling	6422	6.423 2.315		2.5.10.2		ITEP	Russia		
			4.108		2.5.10.3					
				0	2.5.10.4		GSI	Germany		
						100,0%				
2.5.11	Insertions / Collimators	0	0							
2.4.12	Cryogenics (local)	0	0							
	Sum	33.519	30.031	3.489						
	Relative		89,6%							
	German Part		10.231,5							

FAIR Project Status of Eols

Eol for CR



FAIR Project Status of Eols

Summary of Eol on Accelerators vs. FAIR Partner Country and vs. Subprojects

According to Technical Meetings April 2008/ W.Jacoby 29.05.2008

Update according to Cost Book Version 5/W. Jacoby 11.09.2008

Country	Subproject		CR	NESR	p-LINAC	SIS100	pBar TARGET	RESR	HESR	COMM SYST	Countries Sum
	HEBT	S-FRS									
Costbook value	46.418	69.126	33.519	23.815	13.222	74.604	6.006	18.444	44.576	100.265	429.995
Austria											0
China		1.411	3.907								5.318
Finland											0
France					821						821
Germany	6.110	6.099	10.232	1.782	12.401	25.140	551	4.343	44.576	100.265	211.499
Great Britain											0
Greece											0
India		7.290			13.322						20.612
Italy											0
Poland		6.917				8.135					15.052
Romania	389	145				853					1.387
Russia	22.282	6.049	15.893	9.286	205	22.661		1.091			77.467
Slovenia											0
Spain		24.432									24.432
Sweden											0
Absolute	28.781	52.342	30.032	11.068	13.222	56.789	551	5.434	44.576	100.265	356.587
Relative	62,0%	75,7%	89,6%	46,5%	100,0%	76,1%	9,2%	29,5%	100,0%	100,0%	82,9%

